


2006

Fish

GARY FISHER 2006

V.2.



R

RACE



Ziggurat

FRAME AC/DC ZR9000 internally and externally butted aluminum main frame w/carbon composite seat and chainstays | Disc specific | Genesis Geometry
WHEELS Bontrager Race Late Disc wheelsystem/Bontrager Jones XR 26x2.25 front/2.2 rear folding tubeless-ready tires **SUSPENSION** FOX F100RL |
 Rebound and lock-out adjust | Aluminum steerer | 100mm travel **COMPONENTRY** SRAM X.0 rear derailleur + X.0 Trigger shifters + Shimano M780 XT front
 derailleur | Bontrager Race X Lite Carbon GXP 44/32/22 crank | Avid Juicy 7 6" hydraulic disc brakes w/Avid Juicy 7 levers | Shimano M520 ATB clipless
 pedals **SIZES** SM (15.5") | MD (17.5") | LG (19") | XL (21") **COLOR** Silver/Fisher Dry Blue

FRAME AC/DC ZR9000 internally and externally butted aluminum main frame w/carbon composite seat and chainstays | Disc specific | Genesis Geometry **WHEELS** Bontrager Select disc-specific wheelsystem | Bontrager Jones XR 26x2.25 front/2.2 rear folding tires **SUSPENSION** Manitou R7 Super w/TPC Lockout | Aluminum steerer | 100mm travel **COMPONENTRY** Shimano M750 XT rear derailleur + M570 LX shifters + M580 LX front derailleur | Bontrager Race GXP 44/32/22 crank | Hayes HFX-9 6" hydraulic disc brakes w/Hayes HFX-9 levers | Shimano M320 ATB clipless pedals **SIZES** SM (15.5") | MD (17.5") | LG (19") | XL (21") **COLOR** Silver/Fisher Dry Red

R
PAGE

Big Sur



T

AM

Big Sur GS



FR

PK

NB

FRAME AC/DC ZR9000 internally and externally butted aluminum main frame w/carbon composite seat and chainstays | Disc specific | Genesis Geometry **WHEELS** Bontrager Select disc-specific wheelsystem | Bontrager Jones XR 26x2.25 front/2.2 rear folding tires **SUSPENSION** Manitou R7 Super w/TPC lockout | Aluminum steerer | 100mm travel **COMPONENTRY** Shimano M750 XT rear derailleur + M570 LX shifters + M580 LX front derailleur | Bontrager Race GXP 44/32/22 crank | Hayes HFX-9 6" hydraulic disc brakes w/Hayes HFX-9 short-reach levers | Shimano M520 ATB clipless pedals **SIZES** XS (13") | SM (15.5") | MD (17.5") **COLOR** Silver/Gloss Blue

T
TRAIL



Cake 1 DLX

FRAME Platinum Series ZR3000 double-butted aluminum | Genesis Geometry | 6061 T6 aluminum swingarm | Carbon fiber seatstays | Disc specific | Sealed cartridge bearings | 5" travel **WHEELS** Bontrager Race Lite Disc Specific wheelsystem | Bontrager ACX 28x2.2 folding tires **SUSPENSION** Fox FLOAT X TrailTune, TerraLogic with external bump threshold adjustment, external rebound adjust, aluminum steerer, 130mm travel | Manitou Swinger 3-Way SPV, external rebound **COMPONENTRY** Shimano M750 XT rear derailleur + M760 XT shifters + M761 XT front derailleur | Shimano M760 XT 44/32/22 crank | Avid Juicy 7.6" hydraulic disc brakes w/Avid Juicy 7 levers **SIZES** SM (15.5") | MD (17.5") | LG (19") | XL (21") **COLOR** Gloss Black



Cake 1

FRAME Platinum Series ZR9000 double-butted aluminum | Genesis Geometry | 6061 T6 aluminum swingarm | Carbon fiber seatstays | Disc specific | Sealed cartridge bearings | 4" travel | **WHEELS** Bontrager Race Disc Specific wheelsystem | Bontrager ACX 26x2.2 folding tires | **SUSPENSION** FOX F100RL, rebound and lock-out adjust, aluminum steerer, 100mm travel | Manitou Swinger 3-Way SPV, external rebound | **COMPONENTRY** Shimano M750 XT rear derailleur + M780 XT shifters + M781 XT front derailleur | Bontrager Race Lite 44/32/23 crank | Hayes HFX-9 XC 6" hydraulic disc brakes w/Hayes levers | **SIZES** SM (15.5") | MD (17.5") | LG (19") | XL (21") | **COLOR** Fisher Dry Silver/Fisher Dry Charcoal

FB

FK

FR

AM

T

TRAIL

R

FRAME Platinum Series ZR9000 double-butted aluminum | Genesis Geometry | 6061 T6 aluminum swingarm | Carbon fiber seatstays | Disc specific | Sealed cartridge bearings | 5" travel **WHEELS** Bontrager Race Disc wheelsystem | Bontrager ACX 26x2.2 folding tires **SUSPENSION** Fox FLOAT R, aluminum steerer, external rebound adjust, 130mm travel | Manitou Swinger 3-Way SPV, external rebound **COMPONENTRY** Shimano M751 XT rear derailleur + M570 LX shifters + M580 LX front derailleur | Bontrager Race 44/32/22 crank | Hayes HFX-9 XC 6" hydraulic disc brakes w/Hayes levers | Shimano M520 ATB clipless pedals **SIZES** SM (15.5") | MD (17.5") | LG (19") | XL (21") **COLOR** Gloss Reflex Blue

**Cake 2
DLX**



T
TRAIL

Cake 2



FRAME Platinum Series ZR9000 double-butted aluminum | Genesis Geometry | 6061 T6 aluminum swingarm | Carbon fiber seatstays | Disc specific | Sealed cartridge bearings | 4" travel **WHEELS** Bontrager Select Disc Specific wheelsystem | Bontrager ACX 26x2.2 tires **SUSPENSION** RockShox Recon 351 Air, external rebound, external compression and lock-out, Motion Control, 100mm travel | Manitou Swinger 3-Way SPV, external rebound **COMPONENTRY** Shimano M571 LX rear derailleur + M511 Deore shifters + M510 Deore front derailleur | Bontrager Select 44/32/22 crank | Hayes HFX-9 XC 6" hydraulic disc brakes w/Hayes levers | Shimano M505 ATB clipless pedals **SIZES** SM (15.5") | MD (17.5") | LG (19") | XL (21") **COLOR** Fisher Dry Silver/Fisher Dry Blue

FRAME Platinum Series ZR9000 double-butted aluminum | Genesis Geometry | 8061 T6 aluminum swingarm | Carbon fiber seatstays | Disc specific | Sealed cartridge bearings | 5" travel **WHEELS** Bontrager Select Disc Specific wheelsystem | Bontrager ACX 26x2.2 folding tires **SUSPENSION** Manitou Black Elite, aluminum steerer, external preload and rebound adjust, 120mm travel | Manitou Swinger 3-Way SPV, external rebound **COMPONENTRY** Shimano M571 LX rear derailleur + M570 LX shifters + M560 LX front derailleur | Bontrager Select 44/32/22 crank | Hayes HFX-9 XC 6" hydraulic disc brakes w/Hayes levers | Shimano M320 ATB clipless pedals **SIZES** SM (15.5") | MD (17.8") | LG (19") | XL (21") **COLOR** Pearl Red

R

**Cake 3
DLX**



T

AM

**Cake 3
Disc**



FR

PK

NB

Non-disc model available. See page 88 for details.

FRAME Platinum Series ZR9000 double-butted aluminum | Genesis Geometry | 8061 T6 aluminum swingarm | Carbon fiber seatstays | Disc specific | Sealed cartridge bearings | 4" travel **WHEELS** Alloy disc hubs | Bontrager Maverick rims | Bontrager Jones XR 26x2.25 front/2.2 rear tires **SUSPENSION** Manitou Axle Elite w/lock-out, 100mm travel | Manitou Radium R, external rebound **COMPONENTRY** Shimano M511 Deore rear derailleur + M511 Deore shifters + M510 Deore front derailleur | Bontrager Sport 44/32/22 crank | Avid BB7 mechanical disc brakes w/Avid FR 5 levers | Shimano M505 ATB clipless pedals **SIZES** SM (15.5") | MD (17.5") | LG (19") | XL (21") **COLOR** Metallic Matte Silver/Fisher Dry Gold

Genesis Hardtails

TRAIL 1



CLIMB.

By shortening the chainstays, Genesis Geometry concentrates more of your weight on the rear wheel, aiding traction.



DESCEND.

Genesis Geometry moves your center of gravity further behind the front wheel so you're less likely to go over the handlebars.



STEER.

A shorter stem requires less hand movement to steer, creating more precise maneuvering.



MAINTAIN.

Your normal riding position is maintained to keep you comfortable.

Why a hardtail in this age of amazing full-suspension designs? Because there's an undeniable purity in a hardtail, a hardwired connection to the dirt. It may seem old-school to some, but it will never go out of style. In fact, when you see Gary out on the trail these days, he's probably on a hardtail. But of course, not just any hardtail. Gary's Genesis Geometry designs are light, agile, responsive, and engineered to make average riders good and good riders even better.

How does Genesis Geometry work? It places the rider's center of gravity in position for better climbing and more confident descending. Bottom line, Genesis Geometry is cold, hard science that rides like magic.

Hoo Koo
E Koo



FRAME Platinum Series ZR9000 internally and externally butted aluminum | Genesis Geometry **WHEELS** Shimano M525 disc hubs | Bontrager Ranger Disc rims | Bontrager Jones XR 26x2.25 front/2.3 rear tires **SUSPENSION** RockShox Tora 318 Air | Alloy steerer | 100mm travel | Motion Control **COMPONENTRY** Shimano M51 LX rear derailleur + M570 LX shifters + M580 LX front derailleur | Bontrager Select 44/32/22 crank | Hayes HFX-9 6" hydraulic disc brakes w/Hayes HFX-9 levers | Shimano M505 ATB clipless pedals **SIZES** SM (16.5") | MD (17.5") | LG (19") | XL (21") **COLOR** Fisher Dry Silver/Fisher Dry Charcoal

FRAME Gold Series 6061 T6 internally and externally butted aluminum | Genesis Geometry **WHEELS** Shimano M528 disc hubs | Bontrager Rarger Disc rims | Bontrager Jones XR 26x2.25 front/2.2 rear tires **SUSPENSION** Manitou Axel Platinum Air w/TPC Lockout | 100mm travel | Magnesium lowers **COMPONENTRY** Shimano M571 LX rear derailleur + M511 Deore shifters + M510 Deore front derailleur | Bontrager Select 44/32/22 crank | Hayer Sole XC 6 hydraulic disc brakes w/Hayer Sole XC levers | Shimano M505 ATB clipless pedals **SIZES** SM (15.5") | MD (17.3") | LG (19") | XL (21") **COLOR** Matte Gray

Tassajara Disc



Tassajara



FRAME Gold Series 6061 T6 internally and externally butted aluminum | Genesis Geometry **WHEELS** Shimano M528 disc hubs | Bontrager Camino rims | Bontrager Jones XR 26x2.25 front/2.2 rear tires **SUSPENSION** Manitou Axel Platinum Air w/TPC Lockout | 100mm travel | Magnesium lowers **COMPONENTRY** Shimano M571 LX rear derailleur + M511 Deore shifters + M510 Deore front derailleur | Bontrager Select 44/32/22 crank | Avid SD3 linear-pull brakes w/Tektro F5360A levers | Alloy platform pedals **SIZES** XS (13") | SM (15.6") | MD (17.6") | LG (19") | XL (21") **COLOR** Metallic Yellow/Matte Gray

FRAME Gold Series 6061 T6 internally and externally butted aluminum | Genesis Geometry **WHEELS** Shimano M475 disc hubs | Bontrager Ranger Disc rims | Bontrager Jones XR 26x2.25 front/2.2 rear tires **SUSPENSION** Manitou Axel Elite w/TPC Lockout | 100mm travel | Magnesium lowers **COMPONENTRY** Shimano M511 Deore rear derailleur + M511 Deore shifters + M410 Alivio front derailleur | Shimano M410 42/32/22 crank | Hayes MX-2.6 mechanical disc brakes w/Tektro RS360A levers | Alloy platform pedals **SIZES** XS (13") | SM (15.5") | MD (17.5") | LG (19") | XL (21") **COLOR** Metallic Blue

T
TRAIL

Piranha



Marlin



FRAME Gold Series 6061 T6 internally and externally butted aluminum | Genesis Geometry **WHEELS** Alloy front hub w/Shimano RM60-B rear hub | Bontrager Camino rims | Bontrager Jones XR 26x2.25 front/2.2 rear tires **SUSPENSION** Manitou Axel Elite w/TPC Lockout | 100mm travel | Magnesium lowers **COMPONENTRY** Shimano M511 Deore rear derailleur + M410 Alivio shifters + M410 Alivio front derailleur | Bontrager Sport 42/32/22 crank | Avid SD3 linear-pull brakes w/Tektro RS360A levers | Alloy platform pedals **SIZES** XS (13") | SM (15.5") | MD (17.5") | LG (19") | XL (21") **COLOR** Metallic Black/Ball Burnished | Metallic Purple

FRAME Gold Series 6061 T6 internally and externally butted aluminum | Genesis Geometry **WHEELS** Shimano M475 disc hubs | Bontrager Ranger Disc rims | Bontrager Jones XR 26x2.25 front/2.2 rear tires **SUSPENSION** RockShox J1 | 100mm travel | Preload adjust **COMPONENTRY** Shimano Alivio rear derailleur + EF50 shifters + Acera front derailleur | Shimano MC09 42/32/22 crank | Hayes MX-2 6" mechanical disc brakes w/Shimano EF50 levers | Nylon platform pedals **SIZES** XS (13") | SM (15.5") | MD (17.5") | LG (19") | XL (21") **COLOR** Metallic Black

R

Wahoo
Disc



T
TRAIL

AM

FR

Wahoo



PK

NB

FRAME Gold Series 6061 T6 internally and externally butted aluminum | Genesis Geometry **WHEELS** Alloy front hub w/Shimano RM60-8 rear hub | Bontrager Camino rims | Bontrager Jones XR 26x2.25 front/2.2 rear tires **SUSPENSION** RockShox J1 | 100mm travel | Preload adjust **COMPONENTRY** Shimano Alivio rear derailleur + EF50 shifters + Acera front derailleur | Shimano MC09 42/32/22 crank | Tektro 845ALV brakes w/Shimano EF50 levers | Nylon platform pedals **SIZES** XS (13") | SM (15.5") | MD (17.5") | LG (19") | XL (21") **COLOR** Metallic Black/Metallic Red | Metallic Black

Classic Hardtails

Gary Fisher Classic hardtails are for riders who simply want a reliable mountain bike. They're looking for durable. They're looking for affordable. They're looking for a fun bike that will get them around for a long time. And these bikes do all that. They feature many of the same components, materials, and technologies found on higher-performance Fisher bikes.

T

TRAIL



Advance

FRAME Silver Series aluminum ATB WHEELS Alloy front hub w/Shimano RM30-8 rear hub | Matrix 550 rims | Bontrager Connection Trail 26x2.0 tires SUSPENSION RST Capa T6 | 75mm travel COMPONENTRY Shimano Alivio rear derailleur + EF50 shifters + C050 front derailleur | SR XCC-150 42/34/24 crank | Tektro 845AL V brakes w/Shimano EF50 levers | Nylon platform pedals SIZES XS (13") | SM (16") | MD (18") | LG (19.5") | XL (21.5") | Stepthrough SM (16") | Stepthrough MD (18") COLOR Pearl White/Metallic Silver | Metallic Orange



R

Tarpon



T
TRAIL

AM

FRAME Silver Series aluminum ATB WHEELS Alloy hubs | Matrix 550 rims | Bontrager Connection Trail 26x2.0 tires SUSPENSION RST 191 C6 | 63mm travel COMPONENTRY Shimano Acera rear derailleur + EF50 shifters + C051 front derailleur | SR XCC-100 48/38/28 crank | Tektro 845AL V brakes w/Shimano EF50 levers | Nylon platform pedals SIZES XS (13") | SM (16") | MD (18") | LG (19.5") | XL (21.5") | Stepthrough SM (16") | Stepthrough MD (18") COLOR Metallic Black/Metallic Blue | Matte Gray

FR

Mako



PK

NB

FRAME Silver Series aluminum ATB WHEELS Alloy hubs | Matrix 550 rims | Bontrager Connection Trail 26x2.0 tires FORK Hiten ATB COMPONENTRY Shimano TX50 rear derailleur + EF50 shifters + C051 front derailleur | SR XCC-100 48/38/28 crank | Tektro 845AL V brakes w/Shimano EF50 levers | Nylon platform pedals SIZES XS (13") | SM (16") | MD (18") | LG (19.5") | XL (21.5") | Stepthrough SM (16") | Stepthrough MD (18") COLOR Metallic Black/Metallic Charcoal | Metallic Green



Paragon

FRAME Platinum Series ZR9000 internally and externally butted aluminum | Disc specific | Genesis 29° Geometry **WHEELS** Bontrager Race 29 Disc wheelsystem | Bontrager Jones XR 29x2.25 front/2.2 rear folding tires **SUSPENSION** RockShox Reba Race Dual Air 29 | External rebound, external floodgate, external compression and lockout | Butted aluminum steerer | 80mm travel **COMPONENTRY** SRAM X.9 rear derailleur + X.9 Trigger shifters + Shimano M580 LX front derailleur | Bontrager Race GXP 44/32/22 crank | Avid Juicy 7 hydraulic disc brakes w/Avid Juicy 7 levers | Shimano M520 ATB clipless pedals **SIZES** SM (15.5") | MD (17.5") | LG (19") | XL (21") **COLOR** Pearli Yellow

FRAME Platinum Series ZR9000 internally and externally butted aluminum | Disc specific | Genesis 29° Geometry **WHEELS** Bontrager Superstock 29 Disc wheelsystem | Bontrager Jones XR 29x2.25 front/2.2 rear tires **SUSPENSION** RockShox Reba SL Dual Air 29 | External rebound, internal floodgate, external compression and lock-out | Butted aluminum steerer | 80mm travel **COMPONENTRY** SRAM X.7 rear derailleur + X.7 Trigger shifters + Shimano M510 Deore front derailleur | Bontrager Select 44/32/22 crank | Avid BB7 6" mechanical disc brakes w/Avid FR 5 levers | Shimano M505 ATB clipless pedals **SIZES** SM (15.5") | MD (17.5") | LG (19") | XL (21") **COLOR** Pearl Orange

X-Caliber



T

TRAIL

Cobia



FRAME Platinum Series ZR9000 internally and externally butted aluminum | Disc specific | Genesis 29° Geometry **WHEELS** Shimano M475 disc hubs | Bontrager Ranger 29 Disc rims | Bontrager Jones XR 26x2.25 front/2.2 rear tires **SUSPENSION** RockShox Tora 318 Solo Air 29 | External rebound, external compression and lock-out | Motion Control | 80mm travel **COMPONENTRY** Shimano M511 Deore rear derailleur + M511 Deore shifters + M410 Alivio front derailleur | Bontrager Sport 42/32/22 crank | Avid BB5 6" mechanical disc brakes w/Avid FR 5 levers | Shimano M505 ATB clipless pedals **SIZES** SM (15.5") | MD (17.5") | LG (19") | XL (21") **COLOR** Pearl Reflex Blue

R

T

TRAIL

AM

FR

PK

NB




Rig

FRAME Platinum Series ZR9000 SS internally and externally butted aluminum w/eccentric bottom bracket | Genesis 29" Geometry **WHEELS** Bontrager Race 29 Disc SS wheelsystem | Bontrager Jones ACX K 29x2.2 tires **SUSPENSION** RockShox Reba SL Dual Air 29 | External rebound, internal floodgate, external compression and lock-out | Butted aluminum steerer | 80mm travel **COMPONENTRY** Bontrager Race Lite SS 32t crank | Avid BB7 6" mechanical disc brakes w/Avid FR 5 levers | Shimano M905 ATB clipless pedals **SIZES** SM (15.5") | MD (17.5") | LG (19") | XL (21") **COLOR** Pearl Black

The thing about single speeds is, you either get it, or you don't. If you have to ask "Why?"; you probably don't get it. Gary does. So he skipped "Why" and went straight to "Why Not?" as we designed the Rig. Why not 29" wheels? Why not disc brakes? Why not an eccentric bottom bracket? That's the answer to most things about single speeds: Why not?

Genesisisters

T
TRAIL



Women's saddle increases comfort.

Genesisisters Geometry optimally positions a woman's center of gravity for better control. Compact frame design offers an easier reach.

Narrower handlebars fit narrow shoulders better.

Custom-tuned front shocks suit lighter-weight riders.

Shorter-reach brake levers fit a woman's hands.

Genesisisters bikes aren't just engineered specifically for women — they're equipped to fit better from the start. Genesisisters frame geometry provides a better biomechanical fit, while the parts mix proves to fit more women right the first time. No more swapping saddles, adjusting the reach, switching this or that. From full-suspension models with plush travel to quick and speedy hardtails, Genesisisters bikes are offered in a range of models to accommodate the full spectrum of riding styles. See Big Sur GS on page 37 — Fisher's Genesisisters Race Bike.

Cake 2
GS



FRAME Platinum Series ZR9000 double-butted aluminum | Genesisisters Geometry | 6062 T6 aluminum swingarm | Carbon fiber seatstays | Disc specific | Sealed cartridge bearings | 4" travel **WHEELS** Bontrager Race Disc wheelsystem | Bontrager ACX 26x2.2 folding tires **SUSPENSION** Fox FLOAT R, aluminum steerer, external rebound adjust, 130mm travel | Manitou Swinger 3-Way SPV, external rebound **COMPONENTRY** Shimano M751 XT rear derailleur + M570 LX shifters + M580 LX front derailleur | Bontrager Race GXP 44/32/22 crank | Hayes HFX-9 XC 6" hydraulic disc brakes w/Hayes HFX-9 short-reach levers | Shimano M305 ATB clipless pedals **SIZES** XS (13") | MD (17.5") **COLOR** Pearl White/Gloss White

FRAME Gold Series 6061 T6 internally and externally butted aluminum | Genesis Geometry **WHEELS** Shimano M526 disc hubs | Bontrager Ranger Disc rims | Bontrager Jones XR 26x2.25 front/2.2 rear tires **SUSPENSION** Manitou Axel Platinum Air w/TPC Lockout | 100mm travel | Magnesium lowers **COMPONENTRY** Shimano M571 LX rear derailleur + M511 Deore shifters + M510 Deore front derailleur | Bontrager Select 44/32/22 crank | Hayes Solo XC 6" hydraulic disc brakes w/Hayes Solo XC short-reach levers | Shimano M505 ATB clipless pedals **SIZES** XS (13") | SM (15.5") | MD (17.5") **COLOR** Metallic Light Blue

**Tassajara
Disc GS**



**Marlin
GS**



FRAME Gold Series 6061 T6 internally and externally butted aluminum | Genesis Geometry **WHEELS** Alloy front hub w/Shimano RM60-8 rear hub | Bontrager Camino rims | Bontrager Jones XR 26x2.25 front/2.2 rear tires **SUSPENSION** Manitou Axle Elite w/TPC Lockout | 100mm travel | Magnesium lowers **COMPONENTRY** Shimano M571 LX rear derailleur + M410 Alivio shifters + M410 Alivio front derailleur | Bontrager Sport 42/32/22 crank | Avid SD3 linear-pull brakes w/Tektro RS360A levers | Alloy platform pedals **SIZES** XS (13") | SM (15.5") | MD (17.5") **COLOR** Pearl White

R

F

TRAIL

AM

FR

PK

NB



Fat Possum XO

FRAME Platinum Series ZR9000 externally butted aluminum | Genesis All Mountain Geometry | 6061 T6 aluminum swingarm | Box channel main pivot | External 38mm OD cartridge bearings with eccentric cam **WHEELS** Bontrager Race Lite Disc wheelsystem w/24mm thru-axle | Bontrager Big Earl 28x2.35 folding tires **SUSPENSION** Maverick DUC 32, external rebound and climbing mode, internal volume adjust, 24mm thru-axle, 150mm travel | Manitou Split RPA, externally adjustable Platform Plus damping, external rebound **COMPONENTRY** SRAM X.0 rear derailleur + X.0 shifters + Shimano M761 XT front derailleur | Bontrager Race Lite GXP 44/32/22 crank | Avid Juicy 7 6" hydraulic disc brakes w/Avid Juicy 7 levers **SIZES** SM (15.5") | MD (17.6") | LG (19") | XL (21") **COLOR** Orange

FRAME Platinum Series ZR9000 externally butted aluminum | Genesis All Mountain Geometry | 6061 T6 aluminum swingarm | Box channel main pivot | External 38mm OD cartridge bearings with eccentric cam **WHEELS** Bontrager Race Disc wheelsystem w/20mm thru-axle | Bontrager Big Earl 26x2.35 folding tires **SUSPENSION** RockShox Pike 409 Dual Air w/Maxle thru-axle, 140mm travel | Manitou Split EPA, externally adjustable Platform Plus damping, external rebound **COMPONENTRY** Shimano M571 LX rear derailleur + M570 LX shifters + M580 LX front derailleur | Bontrager Race GXP 44/32/22 crank | Hayes HFX-9 6" hydraulic disc brakes w/Hayes HFX-9 levers | Shimano M520 ATB clipless pedals **SIZES** SM (15.5") | MD (17.5") | LG (19") | XL (21") **COLOR** Power Blue

Fat
Possum XT



AM

ALL MOUNTAIN

Fat
Possum LX



FR

PK

NB

FRAME Platinum Series ZR9000 externally butted aluminum | Genesis All Mountain Geometry | 6061 T6 aluminum swingarm | Box channel main pivot | External 38mm OD cartridge bearings with eccentric cam **WHEELS** Bontrager Select Disc Specific wheelsystem | Bontrager Big Earl 26x2.35 folding tires **SUSPENSION** Manitou Nixon Comp, external rebound and compression adjustment, 145mm travel | Manitou Split RP, Platform Plus damping, external rebound **COMPONENTRY** Shimano M571 LX rear derailleur + M911 Deore shifters + M510 Deore front derailleur | Bontrager Select GXP 44/32/22 crank | Hayes HFX-9 6" hydraulic disc brakes w/Hayes HFX-9 levers | Shimano M806 ATB clipless pedals **SIZES** SM (15.5") | MD (17.5") | LG (19") | XL (21") **COLOR** Matte Charcoal

King Fisher Full Suspension

R

T

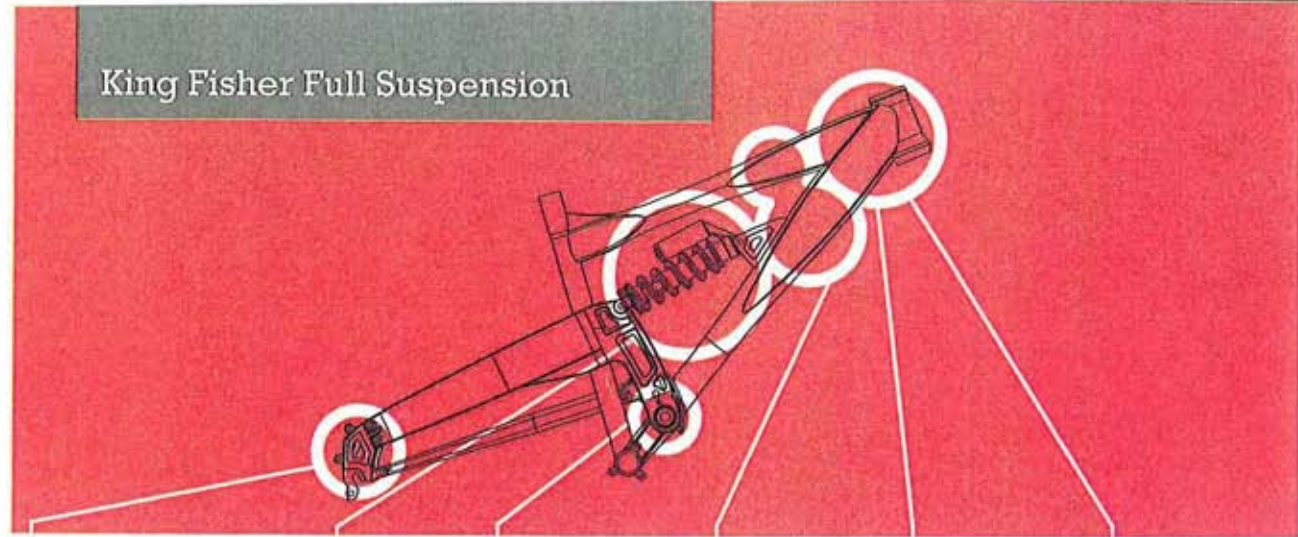
AM

FR

PK

NB

FREERIDE



Replaceable rear dropouts allow rider to choose from a through axle, standard quick release, or floating caliper wheel/frame interface while eliminating the need for a replaceable derailleur hanger.

7" of plush, tunable travel front and rear that can be dialed in to suit any riding style.

Pivot bearings have been moved outboard and are captured in the swingarm to provide a wider, more robust stance for the bearings and to reduce maintenance issues.

Top and down tubes are heavily manipulated to add superior strength where it's needed and to reduce frame weight wherever possible.

Junction between top tube and seat tube is rused for rock-solid strength for no "surprise" landings.

Geometry features a slack head tube and a less-slack seat tube in order to maintain rider's center of gravity and make it easier to pedal.

Some of the greatest advancements in mountain biking over the last decade haven't been in bike technology, but in trail artistry. Mountains are transforming into bike playgrounds, and the Fisher is made for those trails. It is designed to be able to pedal along the trail, even up it. And when you get to that technical section, you have the tool at your fingertips to master it.

King Fisher 1



FRAME King Fisher ZR9000 aluminum | Hydroformed top and down tube | 1.5" externally reinforced headtube | 6061 T6 aluminum swingarm | External 38mm OD cartridge bearings with eccentric cam | Replaceable dropouts **WHEELS** Bontrager King Earl wheelsystem w/20mm thru-axle | Bontrager Big Earl 26x2.5 tires w/SCC **SUSPENSION** Manitou Travis single intrinsic, cartridge intrinsic damping system, externally adjustable compression and rebound adjustment, 180mm travel, no-tools 20mm hex axle system | Fox DHX 4.0 coil over, adj. ProPedal, rebound, tuning range **COMPONENTRY** SRAM X.0 rear derailleur + X.0 Trigger shifters + Shimano M781 XT front derailleur | Bontrager King Earl 32/22 crank w/Rock Ring | Hayes HFX MAG 6" hydraulic disc brakes w/Hayes BFL levers | Bontrager King Earl Freeride platform pedals **SIZES** SM (16.5") | MD (17.5") | LG (18") **COLOR** Matte Prime Blue



King Fisher 2

FRAME King Fisher 2R9000 aluminum | Hydroformed top and downtube | 1.5" externally reinforced headtube | 6061 T6 aluminum asymmetric swingarm | External 38mm OD cartridge bearings with eccentric cam | Replaceable dropouts **WHEELS** Bontrager Earl wheelsystem w/20mm thru-axle | Bontrager Big Earl 26x2.5 tires w/SCC **SUSPENSION** Manitou Travis Single TPC w/rebound, compression, 180mm travel | Fox DHX 4.0 coil over, adj. ProPedal, rebound, tuning range **COMPONENTRY** SRAM X.9 rear derailleur + X.7 Trigger shifters + Shimano M580 LX front derailleur | Bontrager Big Earl 32/22 crank w/Rock Ring | Hayes HFX MAG 8" hydraulic disc brakes w/Hayes BFL levers | Bontrager Big Earl Freeride platform pedals **SIZES** SM (15.5") | MD (17.5") | LG (19") **COLOR** Gunmetal Blue

Bigg'ns Hardtails



Replaceable rear dropouts, just in case

Cable routing through the stays to reduce interference with mid-air rider

Modified King Fisher front triangle mated to robust box section rear

Replaceable stainless steel bash guards for grinding

Extremely low standover height for clearance when doing tricks

1.5" reinforced headtube for best-in-class front-end stiffness

Dirt, street, trail — you choose. Bigg'ns are built for riders who see every terrain as their personal playground. They are light, yet super robust, simple, yet refined. We've done many versions of these bikes and shown them to some of the best riders. Like Chris Duncan, who helped us develop the new-for-2006 PhD. Duncan's goal was a bike tuned to every trick in his bag, and we knew there was only one way to achieve it. Give him a prototype. Let him ride. Listen to his feedback and make the necessary changes. Repeat as necessary. The result? Freeride maximus. The natural evolution of the GED, and a perfect example of the Fisher process in action: listening, riding, dialing it in.

Model Shown: PhD

PhD



FRAME PhD oversized ZR9000 and 6061 aluminum | 1.5" reinforced headtube | Box section stay | Replaceable dropouts **WHEELS** Bontrager King Earl wheelsystem w/20mm thru-axle | Bontrager Urban Earl 28x2.0 tires **SUSPENSION** RockShox Pike 406 Coil U-Turn | External rebound, internal floodgate, external compression and lock-out | 20mm Maxle thru-axle | 95-140mm travel **COMPONENTRY** SRAM X-9 rear derailleur + X.7 Trigger shifter | Bontrager King Earl 38t crank w/Truvativ BoxGuide | Avid BB7 8" mechanical disc brakes w/Avid FR 5 levers | Bontrager Big Earl Freeride platform pedals **SIZES** SM | MD | LG **COLOR** Commando Green.

FRAME Bigg'ns 6061 straight gauge aluminum | Reinforced headtube | Box section top & downtubes | Manipulated seat & chainstays | Cold-forged dropouts **WHEELS** Shimano M525 disc hubs | Sun Ryno Lite rims | Bontrager Big Earl K 26x2.5 folding tires **SUSPENSION** Marzocchi Drop-off III | 130mm travel **COMPONENTRY** Shimano M571 LX rear derailleur + M511 Deore shifters + M510 Deore front derailleur | Bontrager Big Earl 32/22 crank w/Rock Ring | Hayes HFX-9 hydraulic disc brakes, 8" front/8" rear, w/Hayes HFX-9 levers | Alloy BMX platform pedals **SIZES** XS (13") | SM (15.5") | MD (17.5") | LG (19") | XL (21") **COLOR** Metallic Bronze

GED



FR

FREERIDE

Bitter



FRAME Bigg'ns 6061 straight gauge aluminum | Reinforced headtube | Box section top & downtubes | Manipulated seat & chainstays | Cold-forged dropouts **WHEELS** Shimano M475 disc hubs | Sun Ditchwitch Disc rims | Bontrager Earl 26x2.4 tires **SUSPENSION** Manitou Splice Super w/rapid-travel winddown 100-130mm travel **COMPONENTRY** Shimano M511 Deore rear derailleur + M511 Deore shifters + M410 Alivio front derailleur | Bontrager Earl 32/22 crank w/Rock Ring | Hayes Sole XC hydraulic disc brakes, 8" front/6" rear, w/Hayes Sole XC levers | Alloy BMX platform pedals **SIZES** XS (13") | SM (15.5") | MD (17.5") | LG (19") | XL (21") **COLOR** Metallic Silver

FRAME Bigg'ns 6061 straight gauge aluminum | Reinforced headtube | Box section top & downtubes | Manipulated seat & chainstays | Cold-forged dropouts **WHEELS** Shimano M475 disc hubs | Bontrager Ranger Disc rims | Bontrager Earl 26x2.4 tires **SUSPENSION** Manitou Splice Comp | 100mm travel **COMPONENTRY** Shimano M410 Alivio rear derailleur + EF50 shifters + Acera front derailleur | Bontrager Earl 42/32/22 crank | Hayes MX-2 mechanical disc brakes, 8" front/6" rear, w/Shimano EF50 levers | Alloy BMX platform pedals **SIZES** XS (13") | SM (15.5") | MD (17.5") | LG (19") | XL (21") **COLOR** Candy Blue

Also available with 24" rims. See page 88 for details.

Mullet



Opie



FRAME Bigg'ns 6061 straight gauge aluminum | Reinforced headtube | Box section top & downtubes | Manipulated seat & chainstays | Cold-forged dropouts **WHEELS** Alloy front hub w/Shimano RM30-S rear hub | Bontrager Camino rims | Bontrager Earl 26x2.4 tires **SUSPENSION** RST Gila Plus T6 | 100mm travel **COMPONENTRY** Shimano Acera rear derailleur + EF50 shifters + C050 front derailleur | SR XCC-150 42/34/24 crank | Tektro 845AL V mechanical disc brakes w/Shimano EF50 levers | BMX platform pedals **SIZES** XS (13") | SM (15.5") | MD (17.5") | LG (19") | XL (21") **COLOR** Black

R

Dual Sport

Dual Sport bikes start with a full-on Fisher mountain bike frame. That's right, we use the exact same frame platform as we do on Fisher 29ers. But we then equip our Dual Sports with faster-rolling tires, and quick, short-travel suspension forks for fast cruising. The result? Road bike fast, mountain bike durable. If you want to simplify your life and have one bike to do it all, make it this one.

T

Montare

AM



FR

PK

PAVEMENT & KIDS

NB

FRAME Platinum Series ZR9000 double-butted aluminum | Genesis 29" Geometry **WHEELS** Bontrager Superstock 29 Disc wheelsystem | TRC Mythos XC 700x42c tires **SUSPENSION** Manitou South w/lock-out | 75mm travel **COMPONENTRY** Shimano XT rear derailleur + LX shifters + M10 Deore front derailleur | Bontrager Select 48/36/26 crank | Avid BB7 6" mechanical disc brakes w/Avid FR 5 levers | Shimano M505 clipless pedals

SIZES SM (15.5") | MD (17.5") | LG (19") | XL (21") **COLOR** Prime Blue

FRAME Gold Series aluminum | Genesis 29" Geometry **WHEELS** Bontrager Superstock Disc hubs | Bontrager Ranger rims | IRC Mythos XC 700x42c tires **SUSPENSION** Manitou Empire Elite | 75mm travel **COMPONENTRY** Shimano XT rear derailleur + M510 Deore shifters + M510 Deore front derailleur | Bontrager Select 48/36/26 crank | Avid BB5 6" mechanical disc brakes w/Tektro RS360A levers | Alloy platform pedals **SIZES** SM (15.5") | MD (17.5") | LG (19") | XL (21") **COLOR** Metallic Silver

Utopia



Kaitai



PK

PAVEMENT & KIDS

FRAME Gold Series aluminum | Genesis 29" Geometry **WHEELS** Bontrager Superstock Disc hubs | Bontrager Ranger rims | IRC Mythos XC 700x42c tires **SUSPENSION** SR NFX6800 w/lock-out | 63mm travel **COMPONENTRY** Shimano Alivio rear derailleur + EF80 shifters + C102 front derailleur | Shimano TX71 48/35/28 crank | Avid BB5 6" mechanical disc brakes w/Shimano EF80 levers | Alloy platform pedals **SIZES** SM (15.5") | MD (17.5") | LG (19") | XL (21") **COLOR** Metallic Black

City/Path

Fisher City/Path bikes are aptly named. Equally at home on pavement or smoother paths, they're set up perfectly for charity rides, converted railroad beds, commutes to work and school, or cruising wherever the weekend family ride takes you. It's a perfect blend of the fast-rolling wheels of a road bike with the comfortable position and durability of an offroad model. Most models are available as a standard or stepthrough (ladies) frameset, with or without suspension forks.

Nirvana S



R

T

AM

FR

PK

PAVEMENT & KIDS

NB

NB
NUTS & BOLTS

Available with rigid fork. See page 89 for details.

FRAME Silver Series aluminum hybrid **WHEELS** Alloy front hub w/Shimano RM60-8 rear hub | Bontrager Camino rims | IRC Mythos XC 700x42c tires **SUSPENSION** Manitou Lola Elite | 60mm travel **COMPONENTRY** Shimano Deore rear derailleur + M410 Alivio shifters + C102 front derailleur | Shimano T303 48/38/28 crank w/chainguard | Shimano M421 V brakes w/front modulator & Tektro RS360A levers | Alloy platform pedals **SIZES** SM (15") | MD (17.5") | LG (20") | XL (23.5") | Stepthrough SM (15") | Stepthrough MD (17") **COLOR** Metallic Light Silver/Metallic Red



Zebano S

FRAME Silver Series aluminum hybrid **WHEELS** Alloy front hub w/Shimano RM60-8 rear hub | Bontrager Camino rims | IRC Mythos XC 700x42c tires **SUSPENSION** RST CT FREE T6 | 60mm travel **COMPONENTRY** Shimano Alivio rear derailleur + EF50 shifters + C102 front derailleur | Shimano TX71 48/38/28 crank w/chainguard | Tektro 845ALV brakes w/front modulator & Shimano EF50 levers | Dual-density platform pedals **SIZES** SM (15") | MD (17.5") | LG (20") | XL (22.5") | XXL (25") | Stepthrough SM (15") | Stepthrough MD (17") | Stepthrough LG (20") **COLOR** Warm Metallic Silver/Black



Available with rigid fork. See page 89 for details.

PK

PAVEMENT & KIDS

R

T

AM

FR



Tiburon S

FRAME Silver Series aluminum hybrid **WHEELS** Alloy hubs | Matrix 750 rims | IRC Mythos XC 700x42c tires
SUSPENSION RST CT FREE C6 | 60mm travel **COMPONENTRY** Shimano Acera rear derailleur + EF50 shifters +
 C102 front derailleur | SR XCC-100 48/38/28 crank w/chainguard | Tektro 845AL V brakes w/front modulator &
 Shimano EF50 levers | Dual-density platform pedals **SIZES** SM (15") | MD (17.5") | LG (20") | XL (22.5") | XXL (25") |
 Stepthrough SM (15") | Stepthrough MD (17") | Stepthrough LG (20") **COLOR** Warm Metallic Silver/Metallic Blue



PK

PAVEMENT & KIDS

NB



Napa

FRAME Silver Series aluminum comfort **WHEELS** Alloy front hub w/Shimano RM60-8 rear hub | Matrix 550 rims | Bontrager Comfort HC 26x1.95 tires **SUSPENSION** RST Gila T6 | 63mm travel **COMPONENTRY** Shimano Alivio rear derailleur + EF50 shifters + C102 front derailleur | Shimano TX71 48/38/28 crank w/chainguard | Tektro 845AL V brakes w/front modulator & Shimano EF50 levers | Dual-density platform pedals **SIZES** SM (14.5") | MD (16.5") | LG (18.5") | XL (21") | Stepthrough XS (14.5") | Stepthrough SM (16.5") | Stepthrough MD (18.5") **COLOR** Metallic Silver/Brushed Aluminum



PK

PAVEMENT & KIDS



Capitola

FRAME Silver Series aluminum comfort **WHEELS** Alloy hubs | Matrix 550 rims | Bontrager Comfort 26x1.95 tires
SUSPENSION RST Capa C6 | 63mm travel **COMPONENTRY** Shimano Acera rear derailleur + SRAM MRX Plus shifters + Shimano C051 front derailleur | SR XCC-100 48/38/28 crank w/chainguard | Tektro 845AL V brakes w/front modulator & Tektro alloy levers w/Kraton insert & bell | Dual-density nylon platform pedals **SIZES** SM (14.5") | MD (16.5") | LG (18.5") | XL (21") | Stepthrough XS (14.5") | Stepthrough SM (16.5") | Stepthrough MD (18.5")
COLOR Metallic Warm Silver/Red



R

T

AM

FR

PK

PAVEMENT & KIDS

NR

Urban

Gary Fisher Urban bikes are built for riders who want a bomber built for the city. They're fast-rolling, durable models ready for the urban assault on traffic, potholes, crowds, and the stop-and-go riding you'll find any time you put a lot of folks in a concentrated place. They can start fast, stop fast, and maneuver around and through the masses.

Triton



PK

PAVEMENT & KIDS

FRAME Fisher double-butted Deluxe HD Steel w/horizontal dropouts | Rack and fender mounts **WHEELS** Bontrager Track wheelsystem, fixed or free rear | Bontrager Select 700x25c tires **SUSPENSION** Bontrager Satellite | Aluminum steerer w/carbon legs **COMPONENTRY** Bontrager Race GXP Track crank | Cane Creek SC3 cartridge pads w/long reach & two-finger ATB levers for caliper brake | Shimano M505 clipless pedals **SIZES** 49 | 53 | 55 | 57 | 61 **COLOR** Metallic Black

FRAME Gold Series butted aluminum | Genesis Geometry **WHEELS** Shimano M475 disc hubs | Bontrager Ranger Disc rims | Bontrager Hank 26x2.2 tires **FORK** Bontrager Switchblade ATB **COMPONENTRY** SRAM X.7 rear derailleur + SRAM X.7 trigger shifter | Bontrager 38t crank w/chainguard | Avid BB 5.6 mechanical disc brakes w/Avid FR 5 levers | Alloy platform pedals **SIZES** XS (13") | SM (15.5") | MD (17.5") | LG (18") | XL (21") **COLOR** Metallic Black

R

Cronus



T

AM

FR

Artemis



PK

PAVIMENT & KIDS

NB

FRAME Gold Series butted aluminum | Genesis Geometry **WHEELS** Alloy front hub w/Shimano RM80-S rear hub | Bontrager Camino rims | Bontrager Hank 26x2.2 tires **FORK** Hiten straight blade ATB **COMPONENTRY** Shimano Alivio rear derailleur + EF80 shifters + C103 front derailleur | Shimano TX70 42/34/24 crank w/chainguard | Tektro 845AL V brakes w/Shimano EF80 levers | Alloy platform pedals **SIZES** XS (13") | SM (15.5") | MD (17.5") | LG (19") | XL (21") **COLOR** Metallic Blue

Kids



Kids-specific frame and a shorter suspension fork create a lower standover height.



Pedal position can be easily switched to accommodate growing legs.



Adjustable stem keeps pace with growing kids.



Shorter-reach brakes increase control and safety.

Kids might not know it, but they want bikes that are durable and safe, yet still fun to ride. Though there are bikes out there that are just as shiny, few, if any, are as well made as Gary Fisher Kids bikes. They're built to last and also built to grow, with adjustable components, shorter-reach brakes, and lower standover heights. Kids may think of bikes as just another toy, but with the head of a parent and heart of a kid, Gary Fisher knows better. Who better to design kids' bikes?

Tyro

PK

PAVEMENT & KIDS



FRAME Silver Series aluminum **WHEELS** Aluminum hubs and rims | Bontrager Connection 24x2.0 tires **SUSPENSION** Great Fit SR suspension fork | 50mm travel **COMPONENTRY** SRAM 3.0 rear derailleur + MRX Plus shifters + Shimano C-051 front derailleur | Great Fit adjustable length 125mm-150mm crank | Alloy linear-pull brakes w/alloy junior-size levers | Great Fit 24" size pedals **SIZES** Great Fit 24" kids frame **COLOR** Metallic Blue/Metallic Silver (boys) | Metallic Purple (girls)

Cosmo



T

AM

FRAME Silver Series aluminum WHEELS Aluminum hubs and rims | Bontrager Connection 20x2.0 tires SUSPENSION Great Fit SR suspension fork | 50mm travel COMPONENTRY SRAM 6 speed rear derailleur + SRAM MRX shifter | Great Fit adjustable length 120mm-140mm crank | Alloy linear-pull brakes w/alloy junior-size levers | Great Fit 20" size pedals SIZES Great Fit 20" kids frame COLOR Green/Metallic Black (boys') | Dark Metallic Pink (girls')

Astro



PK

PAVEMENT & KIDS

NB

FRAME Silver Series aluminum WHEELS Steel front hub, coaster brake rear hub | Aluminum rims | Cross knobby 20x2.125 tires FORK 100% pure steel COMPONENTRY Great Fit 4.5" 32t crank | Alloy linear pull w/alloy lever, plus coaster brake | Great Fit 20" size pedals SIZES Great Fit 20" kids frame COLOR Metallic Red/Metallic Black (boys') | Metallic Pink (girls')



**Gamma
Ray**



FRAME 100% pure steel **WHEELS** Steel front hub, coaster brake rear hub | Steel chrome-plated rims | Cross knobby 16x2.125 tires **FORK** 100% pure steel **COMPONENTRY** Great Fit 3.5" 28t crank | Coaster brake | Great Fit 16" size pedals **SIZES** Great Fit 16" kids frame **COLOR** Dark Metallic Red (boys') | Metallic Pink (girls')



Sun Spot



FRAME 100% pure steel **WHEELS** Steel front hub Coaster brake Steel | Chrome plated rims | Cross knobby 12x2.125 tires **FORK** 100% pure steel **COMPONENTRY** Great Fit 2.75" 28t crank | Coaster brake | Great Fit 12" size pedals **SIZES** Great Fit 12" kids frame **COLOR** Metallic Black (boys') | Metallic Pink (girls')

PK

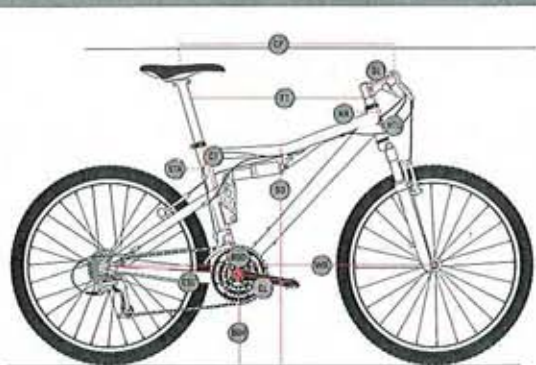
PAVEMENT & KIDS



Star Fish



FRAME 100% pure steel **WHEELS** Steel front hub Coaster brake Steel | Chrome plated rims | Cruiser 12x2.125 tires **FORK** 100% pure steel **COMPONENTRY** Great Fit 2.75" 28t crank | Coaster brake | Great Fit 12" size pedals **SIZES** Great Fit 12" kids frame **COLOR** Metallic Blue/Metallic Silver (boys') | Metallic Pink/Pearl White (girls')



TERM	ABBR.	UNIT	GEOMETRY GLOSSARY
STANDOVER	SO	in	The vertical distance from the ground to the point on the top tube where you straddle the bike.
EFFECTIVE TOP TUBE	TT	in	The horizontal measure from the center of the headset to the center of the seatpost. The most important measurement when buying a bike, because it cannot be changed.
COCKPIT LENGTH	CP	in	The horizontal measure from the center of the handlebar to the center of the seatpost. This is where you spend your time. (The next two measurements show how it can be adjusted.)
MINIMUM COCKPIT	minCP	in	The shortest cockpit can be made by changing the stem to the shortest one available.
MAXIMUM COCKPIT	maxCP	in	The longest cockpit can be made by changing the stem to one which is 30mm longer than original—the maximum recommended to retain optimum handling.
STEM LENGTH	SL	mm	The original stem, measured from the center of the steerer tube to the center of the handlebar.
CRANK LENGTH	CL	mm	The distance from the center of the bottom bracket to the center of the pedal axle. A rider with long legs can benefit from longer cranks.
HEADTUBE LENGTH	HTL	mm	The distance between the upper and lower headsets. Affects how high your handlebar is relative to your saddle.
HEAD ANGLE	HA	°	The angle of headtube to the ground. Tailored to optimize steering precision on each frame size.
SEAT TUBE ANGLE	STA	°	The angle of seat tube to the ground. Tailored to optimize power transmission on each frame size.
EFFECTIVE CHAINSTAY LENGTH	CSL	mm	The distance from the center of the bottom bracket to the center of the rear axle.
BOTTOM BRACKET HEIGHT	BBH	mm	The vertical distance from the center of the bottom bracket to the ground. Expresses clearance of the frame over obstacles.
BOTTOM BRACKET DROP	BBD	mm	The vertical distance the bottom bracket is below an imaginary horizontal line drawn through the axles. The greater the bottom bracket drop, the lower the rider's center of gravity.
WHEELBASE	WB	mm	The distance between the axles. Tailored to optimize weight distribution on each frame size.

All sizing and geometry specifications are indicated with a standard wheel size and fork axle to axle. Larger or unique tires as well as different fork lengths will change the dimensions in these tables.

MODELS	SIZES	CAKE 1 DLX CAKE 2 DLX CAKE 3 DLX				CAKE 1 CAKE 2 CAKE 3 & DISC				CAKE 2 GS		
		SM (16")	MD (17.5")	LG (19")	XL (21")	SM (16")	MD (17.5")	LG (19")	XL (21")	XS (17")	MD (17.5")	
STANDOVER	SO	in	29.2	30.4	31.6	33.1	28.4	29.6	30.8	32.3	27.7	30.1
EFFECTIVE TOP TUBE	TT	in	22.9	23.9	24.7	25.5	22.9	23.9	24.7	25.5	27.3	29.4
COCKPIT LENGTH	CP	in	24.8	25.5	27.0	28.9	24.8	25.5	27.0	28.9	24.4	25.4
MINIMUM COCKPIT	minCP	in	24.6	25.2	27.7	28.7	24.6	25.2	27.7	28.7	24.2	25.2
MAXIMUM COCKPIT	maxCP	in	25.4	27.0	28.4	29.4	25.4	27.0	29.4	29.4	25.0	26.4
STEM LENGTH	SL	mm	75	80	105	105	75	80	105	105	75	75
CRANK LENGTH	CL	mm	132	135	135	135	132	135	135	135	132	132
HEADTUBE LENGTH	HTL	mm	90	125	125	145	90	125	125	145	90	105
HEAD ANGLE	HA	°	72	72.5	72.5	72.5	72	72.5	72.5	72.5	73.0	72.5
SEAT TUBE ANGLE	STA	°	72.5	72.5	72.5	72.5	72.5	72.5	72.5	72.5	72.5	72.5
EFFECTIVE CHAINSTAY LENGTH	CSL	mm	417	417	417	417	417	417	417	417	417	417
BOTTOM BRACKET HEIGHT	BBH	mm	343.2	343.2	343.2	343.2	322.5	322.5	322.5	322.5	343.2	343.2
BOTTOM BRACKET DROP	BBD	mm	-13	-13	-13	-13	0	0	0	0	-43	-43
WHEELBASE	WB	mm	1272.2	1300.5	1312.2	1332.7	1272.2	1300.5	1312.2	1332.7	1294.8	1272.5

*Before recommended 25-35% sag in.

MODELS	SIZES	ZIGGURAT BIG SUR HKEK TASSAJARA & DISC PIRANHA MARLIN WAHOD & DISC CRONUS ARTEMIS					BIG SUR_GS TASSAJARA DISC_GS			
		XS (16")	SM (16.5")	MD (17.5")	LG (19")	XL (21")	SM (16.5")	MD (17.5")	LG (19")	
STANDOVER	SO	in	26.6	27.6	29.0	30.1	31.6	26.6	27.6	29.0
EFFECTIVE TOP TUBE	TT	in	21.7	22.9	23.9	24.7	25.5	21.7	22.9	23.4
COCKPIT LENGTH	CP	in	24.1	25.0	27.4	28.9	29.6	24.1	25.2	26.4
MINIMUM COCKPIT	minCP	in	23.5	25.3	26.6	28.3	29.0	23.5	24.6	25.7
MAXIMUM COCKPIT	maxCP	in	24.7	26.4	28.0	29.4	30.2	24.7	25.8	26.9
STEM LENGTH	SL	mm	60	75	90	125	125	60	75	75
CRANK LENGTH	CL	mm	132	132	135	135	135	132	132	135
HEADTUBE LENGTH	HTL	mm	90	90	125	125	145	90	90	125
HEAD ANGLE	HA	°	73.0	73.5	73.0	73.0	73.0	73.0	73.5	73.0
SEAT TUBE ANGLE	STA	°	74.0	73.5	73.5	73.0	72.5	74.0	73.5	73.5
EFFECTIVE CHAINSTAY LENGTH	CSL	mm	413	413	413	413	413	413	413	413
BOTTOM BRACKET HEIGHT	BBH	mm	312	317	317	317	323	312	317	317
BOTTOM BRACKET DROP	BBD	mm	25	30	30	30	25	35	30	30
WHEELBASE	WB	mm	1222.7	1254.1	1275.2	1291.6	1327.8	1222.7	1258.9	1282.6

R

T

AM

FR

PK

NB

NUTS & BOLTS

Geometry Tables continued

MODELS			ADVANCE TARPON MAKO					WOMEN'S STEPTHROUGH FRAMES	
SIZES			X5(13")	SM(16")	MD(18")	LG(19.5")	XL(21.5")	SM(15")	MD(17.5")
STANDOVER	SO	in	25.4	27.6	29.3	30.4	31.9	23.9	23.9
EFFECTIVE TOP TUBE	TT	in	21.5	22.4	23.1	23.8	24.5	21.8	23.0
COCKPIT LENGTH	CP	in	27.0	24.2	25.6	26.3	27.1	24.8	23.3
MINIMUM COCKPIT	minCP	in	23.1	24.3	25.5	26.3	27.6	23.4	24.7
MAXIMUM COCKPIT	maxCP	in	23.8	24.7	25.8	26.7	28.0	24.6	25.9
STEM LENGTH	SL	mm	90	90	110	110	120	55	60
CRANK LENGTH	CL	mm	170	170	175	175	175	170	170
HEADTUBE LENGTH	HTL	mm	125	125	145	155	155	120	120
HEAD ANGLE	HA	°	73.5	71	71.5	71.5	71.5	71	71.5
SEATTUBE ANGLE	STA	°	74.5	74	74	73.5	73.5	74	74
EFFECTIVE CHAINSTAY LENGTH	CEL	mm	412	412	412	412	412	420	415
BOTTOM BRACKET HEIGHT	BBH	mm	290	291	292	295	295	291	295
BOTTOM BRACKET DROP	BBQ	mm	45.0	45.0	38.0	38.0	38.0	47.0	38.0
WHEELBASE	WB	mm	1079.5	1079.5	1062.9	1062.9	1062.2	1028.4	1028.6

MODELS			PARAGON X-CALIBER COBIA RIG MONTARE UTOPIA KAITAI			
SIZES			SM(15.5")	MD(17.5")	LG(19.5")	XL(21.5")
STANDOVER	SO	in	28.8	29.9	30.9	32.2
EFFECTIVE TOP TUBE	TT	in	23.2	24	24.7	25.5
COCKPIT LENGTH	CP	in	28.2	28.8	28.8	29.6
MINIMUM COCKPIT	minCP	in	25.5	27.5	28.3	29
MAXIMUM COCKPIT	maxCP	in	28.8	28.1	28.4	30.2
STEM LENGTH	SL	mm	75	90	105	105
CRANK LENGTH	CL	mm	170	175	175	175
HEADTUBE LENGTH	HTL	mm	90	90	90	105
HEAD ANGLE	HA	°	73.5	74.0	74.5	74.5
SEATTUBE ANGLE	STA	°	74.0	74.0	73.5	73.0
EFFECTIVE CHAINSTAY LENGTH	CEL	mm	440	440	440	440
BOTTOM BRACKET HEIGHT	BBH	mm	315	315	315	315
BOTTOM BRACKET DROP	BBQ	mm	50	50	50	50
WHEELBASE	WB	mm	1002.2	1012.2	1102.4	1122.4

MODELS			FAT POSSUM XO, FAT POSSUM XT, FAT POSSUM LX			
SIZES			SM(15.5")	MD(17.5")	LG(19.5")	XL(21.5")
STANDOVER	SO	in	28.5	29.4	30.9	32.6
EFFECTIVE TOP TUBE	TT	in	24.5	25.5	26.7	28.7
COCKPIT LENGTH	CP	in	24.3	25.3	25.5	28.2
MINIMUM COCKPIT	minCP	in	23.8	24.7	25.0	27.5
MAXIMUM COCKPIT	maxCP	in	24.8	25.9	27.1	28.8
STEM LENGTH	SL	mm	70	70	72	90
CRANK LENGTH	CL	mm	170	175	175	175
HEADTUBE LENGTH	HTL	mm	105	115	125	145
HEAD ANGLE	HA	°	68	68	68	68
SEATTUBE ANGLE	STA	°	72	72	72	72
EFFECTIVE CHAINSTAY LENGTH	CEL	mm	428	428	428	428
BOTTOM BRACKET HEIGHT	BBH	mm	352	352	352	352
BOTTOM BRACKET DROP	BBQ	mm	14.3	14.3	14.3	14.3
WHEELBASE	WB	mm	1061.3	1064.4	1129.9	1132.5

MODELS			KING FISHER 1 KING FISHER 2		
SIZES			SM(15.5")	MD(17.5")	LG(19.5")
STANDOVER	SO	in	29.5	30.5	31.5
EFFECTIVE TOP TUBE	TT	in	22.4	23.0	24.3
COCKPIT LENGTH	CP	in	24.4	24.9	27.1
MINIMUM COCKPIT	minCP	in	24.4	24.9	26.3
MAXIMUM COCKPIT	maxCP	in	25.2	25.7	27.1
STEM LENGTH	SL	mm	50	50	70
CRANK LENGTH	CL	mm	170	175	175
HEADTUBE LENGTH	HTL	mm	115	115	125
HEAD ANGLE	HA	°	67	67	67
SEATTUBE ANGLE	STA	°	73	73	73
EFFECTIVE CHAINSTAY LENGTH	CEL	mm	434	434	434
BOTTOM BRACKET HEIGHT	BBH	mm	304.5	304.5	304.5
BOTTOM BRACKET DROP	BBQ	mm	24.5	24.5	24.5
WHEELBASE	WB	mm	1128.1	1140.3	1132.2

MODELS			GED BITTER MULLET OPIE				
SIZES			X5(13")	SM(15.5")	MD(17.5")	LG(19.5")	XL(21.5")
STANDOVER	SO	in	29.5	27.5	28.7	29.6	30.8
EFFECTIVE TOP TUBE	TT	in	21.4	22.5	23.5	24.4	25.1
COCKPIT LENGTH	CP	in	23.4	24.6	25.4	27.2	27.8
MINIMUM COCKPIT	minCP	in	21.4	24.8	25.5	26.4	27.1
MAXIMUM COCKPIT	maxCP	in	25.0	26.0	26.4	27.2	28.8
STEM LENGTH	SL	mm	50	50	70	70	70
CRANK LENGTH	CL	mm	170	170	175	175	170
HEADTUBE LENGTH	HTL	mm	90	120	132.5	130	145
HEAD ANGLE	HA	°	70	70	70	70	70
SEATTUBE ANGLE	STA	°	71	71	71	71	71
EFFECTIVE CHAINSTAY LENGTH	CEL	mm	413	413	413	413	413
BOTTOM BRACKET HEIGHT	BBH	mm	317.5	317.5	317.5	317.5	317.5
BOTTOM BRACKET DROP	BBQ	mm	28	28	28	28	28
WHEELBASE	WB	mm	1004.9	1034.6	1081.3	1081.3	1100.6

MODELS			PHD		
SIZES			SM	MD	LG
STANDOVER	SO	in	26.0	25.8	26.0
EFFECTIVE TOP TUBE	TT	in	21.7	22.8	23.9
COCKPIT LENGTH	CP	in	23.7	24.8	26.7
MINIMUM COCKPIT	minCP	in	23.1	24.3	26.1
MAXIMUM COCKPIT	maxCP	in	24.3	25.5	27.3
STEM LENGTH	SL	mm	50	50	70
CRANK LENGTH	CL	mm	160	170	170
HEADTUBE LENGTH	HTL	mm	110	125	140
HEAD ANGLE	HA	°	70	70	70
SEATTUBE ANGLE	STA	°	71	71	71
EFFECTIVE CHAINSTAY LENGTH	CEL	mm	413	413	413
BOTTOM BRACKET HEIGHT	BBH	mm	301	301	301
BOTTOM BRACKET DROP	BBQ	mm	28	28	28
WHEELBASE	WB	mm	1020	1025	1061.5

MODELS	SIZE	STANDOVER	EFFECTIVE TOP TUBE	COCKPIT LENGTH	MINIMUM COCKPIT	MAXIMUM COCKPIT	STEM LENGTH	CRANK LENGTH	HEADTUBE LENGTH	HEAD ANGLE	SEAT TUBE ANGLE	EFFECTIVE CHAINSTAY LENGTH	BOTTOM BRACKET HEIGHT	BOTTOM BRACKET DROP	WHEELBASE	NIRVANA & S ZEBRANO & S TIBURON S				WOMEN'S STEPTHROUGH FRAMES		
																SM(15')	MD(17.5')	LG(19')	XL(21.5')	XS(15')	MD(17.5')	LG(19')
STANDOVER	SO	H	27.0	28.0	30.3	31.2											23.5	23.7	23.8			
EFFECTIVE TOP TUBE	TT	H	21.4	21.6	22.2	22.9											21.4	21.5	22.2			
COCKPIT LENGTH	CP	H	22.7	23.3	23.9	24.7											22.3	22.2	23.0			
MINIMUM COCKPIT	minCP	H	23.3	23.5	24.1	24.8											22.3	23.4	23.5			
MAXIMUM COCKPIT	maxCP	H	23.4	23.6	24.3	25.0											22.8	23.9	25.3			
STEM LENGTH	SL	mm	100	105	108	108											90	105	112			
CRANK LENGTH	CL	mm	170	170	170	170											170	170	170			
HEADTUBE LENGTH	HTL	mm	90	106	108	125											95	125	145			
HEAD ANGLE	HA	°	72	72.5	72.5	71.5											72	72.5	72.5			
SEAT TUBE ANGLE	STA	°	74	74	72	72											74	74	73			
EFFECTIVE CHAINSTAY LENGTH	CSL	mm	410	440	440	440											410	440	440			
BOTTOM BRACKET HEIGHT	BBH	mm	260.8	260.9	265.8	265.8											260.9	260.9	261			
BOTTOM BRACKET DROP	BBD	mm	85.0	85.0	85.0	85.0											85.0	85.0	84.3			
WHEELBASE	WB	mm	1053.6	1053.3	1061.8	1061.4											1058.6	1060.3	1061.9			

MODELS	SIZE	STANDOVER	EFFECTIVE TOP TUBE	COCKPIT LENGTH	MINIMUM COCKPIT	MAXIMUM COCKPIT	STEM LENGTH	CRANK LENGTH	HEADTUBE LENGTH	HEAD ANGLE	SEAT TUBE ANGLE	EFFECTIVE CHAINSTAY LENGTH	BOTTOM BRACKET HEIGHT	BOTTOM BRACKET DROP	WHEELBASE	NAPA CAPITOLA				WOMEN'S STEPTHROUGH FRAMES		
																SM(15')	MD(17.5')	LG(19')	XL(21.5')	SM(15')	MD(17.5')	LG(19')
STANDOVER	SO	H	25.9	27.4	28.1	30.3											23.2	23.2	23.4			
EFFECTIVE TOP TUBE	TT	H	20.8	21.7	22.8	23.4											20.9	21.7	22.4			
COCKPIT LENGTH	CP	H	20.0	20.8	21.7	22.9											20.0	20.0	21.7			
MINIMUM COCKPIT	minCP	H	22.8	23.6	24.8	25.5											22.9	23.2	24.5			
MAXIMUM COCKPIT	maxCP	H	25.8	26.6	27.0	27.7											25.8	26.6	28.0			
STEM LENGTH	SL	mm	105	105	105	105											105	105	105			
CRANK LENGTH	CL	mm	170	170	170	170											170	170	170			
HEADTUBE LENGTH	HTL	mm	130	135	140	145											135	155	165			
HEAD ANGLE	HA	°	72.5	72.5	72.5	72.5											72.5	72.5	72.5			
SEAT TUBE ANGLE	STA	°	72.5	72.5	72.5	72.5											72.5	72.5	72.5			
EFFECTIVE CHAINSTAY LENGTH	CSL	mm	420	420	420	420											420	420	420			
BOTTOM BRACKET HEIGHT	BBH	mm	267	267	267	267											267	267	267			
BOTTOM BRACKET DROP	BBD	mm	80.0	80.0	80.0	80.0											80.0	80.0	80.0			
WHEELBASE	WB	mm	1010.9	1010.7	1010.9	1010.9											1010.9	1010.7	1010.9			

MODEL	SIZE	STANDOVER	EFFECTIVE TOP TUBE	COCKPIT LENGTH	MINIMUM COCKPIT	MAXIMUM COCKPIT	STEM LENGTH	CRANK LENGTH	HEADTUBE LENGTH	HEAD ANGLE	SEAT TUBE ANGLE	EFFECTIVE CHAINSTAY LENGTH	BOTTOM BRACKET HEIGHT	BOTTOM BRACKET DROP	WHEELBASE	TRITON			
																49	53	55	57
STANDOVER	SO	H	29.5	30.9	31.7	32.8	34.0												
EFFECTIVE TOP TUBE	TT	H	23.4	21.9	22.2	22.8	23.9												
COCKPIT LENGTH	CP	H	24.0	25.4	26.2	27.0	28.6												
MINIMUM COCKPIT	minCP	H	23.4	24.8	25.6	26.4	28.0												
MAXIMUM COCKPIT	maxCP	H	24.0	26.0	26.8	27.6	29.2												
STEM LENGTH	SL	mm	90	100	100	112	120												
CRANK LENGTH	CL	mm	170	170	170	170	170												
HEADTUBE LENGTH	HTL	mm	80	100	100	100	100												
HEAD ANGLE	HA	°	72	72	72.5	72.5	74												
SEAT TUBE ANGLE	STA	°	74	72.25	72	72.5	72												
EFFECTIVE CHAINSTAY LENGTH	CSL	mm	410	410	410	410	410												
BOTTOM BRACKET HEIGHT	BBH	mm	260	260	260	260	260												
BOTTOM BRACKET DROP	BBD	mm	72	72	72	72	80												
WHEELBASE	WB	mm	1010	1000	1001	1002	1010												

Gary Fisher Limited Lifetime Warranty

Gary Fisher Bicycles provides each original retail purchaser of the bicycle a lifetime warranty against defects in materials and workmanship in the bicycle frame and rigid fork when purchased from an authorized Gary Fisher dealer. Gary Fisher Bicycles likewise warrants all original parts on the bicycle, excluding suspension forks and rear shock absorbers, for a period of one year from the date of purchase. Suspension forks and rear shock absorbers shall be covered by the stated warranty of their original manufacturers. Paint and decals are warranted for one year. This warranty is expressly limited to the repair or replacement of a defective frame, fork, or defective part and is the sole remedy of the warranty. This warranty applies only to the original owner and is not transferable. Claims under this warranty must be made through an authorized Gary Fisher dealer. Proof of purchase is required. A warranty registration card must be completed and received by Gary Fisher Bicycles before a warranty claim may be processed. This warranty covers bicycles and components outside the United States only if purchased through an authorized international Gary Fisher distributor or Gary Fisher dealer within the country of purchase.

The warranty does not cover normal wear and tear, improper assembly or follow-up maintenance, installation of parts or accessories not originally intended or compatible with the bicycle as sold, damage or failure due to accident, misuse, or neglect, or modification of the frame, fork, or components. Gary Fisher Bicycles shall not be responsible for incidental or consequential damages. Some states do not allow the exclusion of incidental or consequential damages, so the above exclusion may not apply to you. This warranty gives the consumer specific legal rights, and those rights may vary from place to place. This warranty does not affect the statutory rights of the consumer.

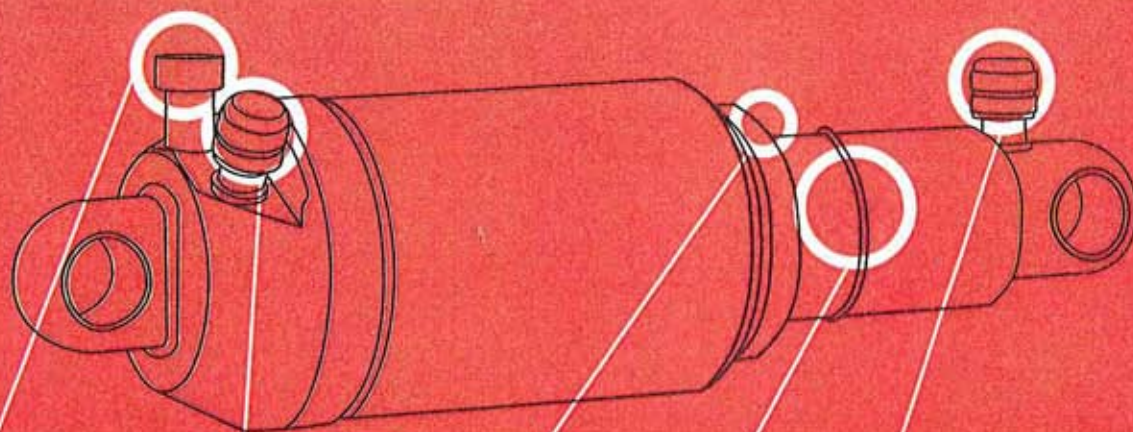
All photos, illustrations, colors, weights, and specifications contained in this catalog are based on the latest production information at the time of publication. Gary Fisher reserves the right to make changes at any time, without notice, in colors, materials, equipment, specifications, and models. Any variations in colors shown may be due to the reproductive variations of the printing process. Photos may include non-U.S. equipment. Some models may be shown with optional equipment.

All Gary Fisher bikes are sold exclusively through our network of Authorized Dealers who are entrusted with professional assembly and service of your bicycle. Gary Fisher Bicycles extends a Limited Lifetime Warranty on every frame. Warranty duration and details may differ by frame type and/or by country.

All specifications are subject to change without notice. Gary Fisher Mountain Bikes, Gary Fisher, the double mountain logo, Cate, Genesis, OCLV, Zipp, Big Sur, Cate 1, Cate 2, Cate 3, Pro Koo E Koo, Tassajara, Merlin, Piranha, Wahoo, Advance, Tarpon, Mako, Paragon, A Caliber, Cobia, Big Fat Possum, Fat Possum X0, Fat Possum XT, Fat Possum LX, King Fisher, King Fisher 1, King Fisher 2, Biggie, PhD, GED, Biker, Mules, Ojls, Dual Sport, Montana, Utopia, Katali, Nirvana, Zebano, Tiburon, Napa, Capitola, Triton, Crepus, Arctanis, Tys, Conco, Astro, Gamma Ray, and Sun Spot are trademarks of Trek Bicycle Corporation. All rights reserved. ©2005 Trek Bicycle Corporation. All Rights Reserved. Fisher is a Registered Trademark of Trek Bicycle Corporation. US Patent Numbers: 5,415,439; 5,624,519; 5,931,544; 6,270,104; 6,497,042 and others pending.

The following riding practices increase your risk of injury: jumping your bicycle, performing bicycle stunts, severe off-road riding, downhill riding and any abnormal bike riding. Each of these conditions increases the stress on every part of your bicycle. Frames or parts under high stress may fatigue prematurely, causing them to fail and increasing the risk of injury to the rider. Avoid these riding practices to decrease your risk of injury.

Suspension Setup



Rebound Damping Adjustor | Main Spring / Preload Adjustor | Dust Seal (Not Visible) | Rubber O-Ring | SPV Adjustor

	CAKE	CAKE DLX	FAT POSSUM	KING FISHER					
TRAVEL (mm)	100	120	150	180					
STROKE (mm)	40	51	57	63.5					
SAG (%)	30	30	30	30					
SAG (mm)	12	15	17	20					
	RECOMMENDED AIR PRESSURE (PRELOAD)								
RIDER (lbs)	Main Spring (psi)	SPV (psi)	Main Spring (psi)	SPV (psi)	Main Spring (psi)	Platform Plus (XT and XO)	Main Spring	ProPedal	Boost Valve (psi)
100	75	50	75	50	38	Adjust to efficiency preference	Manually adjust coil spring	7 clicks away from fully open	120
110	83	55	83	55	45				120
120	90	60	90	60	52				120
130	98	65	98	65	60				120
140	105	70	105	70	67				120
150	113	75	113	75	74				120
160	120	80	120	80	81				120
170	128	85	128	85	88				120
180	135	90	135	90	95				120
190	143	95	143	95	102				120
200	150	100	150	100	109				120
210	158	105	158	105	116				120
220	165	110	165	110	123				120
230	173	115	173	115	131				120
240	180	120	180	120	138				120
250	188	125	188	125	145	120			
REBOUND	6 clicks from slow		6 clicks from slow		6 clicks from slow		6-10 clicks from slow		

Travel Distance the rear axle travels as suspension is actuated.

Stroke Distance the piston travels as the suspension is actuated.

Sag Percent of total travel utilized under the weight of the rider. (also measured in mm)

Spring Amount of air pressure pumped into main spring to determine preload. (On King Fisher, actual coil spring is used and preload is adjusted by turning preload adjustor.)

SPV (Stable Platform Valve) Changes in air pressure tunes the amount of rider and pedal forces the shock isolates.

Rebound (Rebound Damping) Speed at which suspension returns to extended position.

Platform Plus Dial on the Split RPA that allows the rider to set the amount of pedaling efficiency.

ProPedal Affects the first part of the compression stroke to reduce pedal-induced suspension movement.

Boost Valve A position-sensitive damping scheme that allows seamless transition from ProPedal to bump absorption. (75-200psi range)

R

T

AM

FR

PT

NB

DENTS & SCOTTS

