

TREK
TREKBIKES.COM

UNITED STATES
Cycling

TREK

USA

100!
Sports

Thomas

2003
THIRD EDITION

USPS Team Time Trial™ PERFORMANCE

Lance asked for an extremely fast time trial bike. He got it. So can you.

BEST BETTER GOOD

TIME TRIAL UPGRADES

- Complete time trial bike
- Race-proven performance
- Pro-level wheelset
- Pro-level Shimano components
- Adjustable seatpost

FRAME OCLV® HC Carbon. The ultra-aero design proven by the USPS Team in the Tour de France. Developed with aerodynamics mastermind John Cobb and legendary time trialist Lance Armstrong. **FORK** Time Chrono 1". **WHEELS** Bontrager Race X Lite Aero is extremely light and aerodynamic. **COMPONENTS** Shimano Ultegra crank and 9-speed shifting. Double chainring for racing or fast training rides. **SIZES** 53-55cm (S), 55-57cm (M), 57-59cm (L) **COLOR** Gloss Black/Argent Silver (USPS Team)



FRAME TECH

OCLV HC CARBON

So light and fast, Lance has just one word for it: "mean."



Sandwiching a honeycomb of Nomex® between layers of OCLV Carbon produces a structure so rigid, designers can create almost any shape they want. Like the aerodynamic design of Lance Armstrong's USPS Team Time Trial bike – which immediately helped save

up to 15 seconds compared with his previous bike. The remarkable strength of this honeycomb construction also requires less carbon, lightening the frame even further.

5900® USPS Team Superlight™ PERFORMANCE

The lightest production frame in the world with heavy responsibility: defending the Tour.

BEST BETTER GOOD

UPGRADES OVER 5600™

- Superlight carbon frame
- Lighter racing wheelset
- Lighter seatpost, handlebar, and stem
- Ultralight racing saddle

FRAME Ultralight OCLV® 110 Carbon creates the lightest, fastest stock frame ever made. Quick handling and amazing comfort on long rides. Lance Armstrong's Tour de France frame. **FORK** Bontrager Race X Lite. Streamlined and superlight, with OCLV 110 Carbon. **WHEELS** Bontrager Race X Lite is extremely light and aerodynamic. **COMPONENTS** Shimano Dura-Ace crank and 9-speed shifting. Double chainring for racing or fast training rides. **SIZES** 50cm, 52cm, 54cm, 56cm, 58cm, 60cm, 62cm **COLOR** Titanite Black/Bright Silver (USPS Team)



FRAMESET AVAILABLE

PROJECT One



FRAME TECH

OCLV 110 CARBON

Engineered to defend the yellow jersey.



Weighing in at just 1030 grams/2.27 pounds, we specifically designed this frame to help Lance Armstrong capture his second Tour de France title. Compared to his 1999 Tour winner, an OCLV 110 Carbon frame weighs 13% less – yet it's just as strong. The difference?

We optimized the amount of OCLV Carbon (110 grams/m³) and reinforced it with high modulus carbon. The result is an ultrastrong, ultrastiff, and ultralight racing machine. You can learn more about OCLV Carbon technology at www.trekbikes.com/oclv.

5500[®] PERFORMANCE

Lance still can't believe he rides a stock bike. Neither will you.



AVAILABLE WITH TRIPLE CRANK.

UPGRADES OVER 5200™

Top-of-the-line Shimano components

BEST • BETTER • GOOD

FRAME OCLV[®] 120 Carbon is unusually light, strong, and fast. Pro Race Geometry improves handling. The same stock frame ridden by the USPS Team in the Tour de France.
FORK Bontrager Race Lite. OCLV 110 Carbon is light, responsive, and silences road vibration.
WHEELS Bontrager Race Lite combines sleek aerodynamics and lateral rigidity for fast, durable performance. **COMPONENTS** Shimano Dura-Ace crank and 9-speed shifting. Double or triple chainring. **SIZES** 50cm, 52cm, 54cm, 56cm, 58cm, 60cm, 62cm
COLOR Pearl Red. Frameset available in Blue Dusk/Bright Silver (USPS Team).



FRAMESET AVAILABLE

PROJECT One

OCLV 120 CARBON

Built for the French Alps.
And roads everywhere.

FRAME TECH

OCLV
CARBON 120

The USPS Team rides OCLV 120 frames throughout the month-long endurance test known as the Tour de France. The results speak for themselves. Using just 120 grams of carbon fiber per square meter translates into incredibly light frames. They tip the scales at a slight

1090 grams/2.4 pounds – without compromising strength or stiffness. We're so sure about their performance, we back every OCLV Carbon frame with a limited lifetime warranty.

You can learn more about OCLV Carbon technology at www.trekbikes.com/oclv.



COL DU GALIBIER, TOUR DE FRANCE, UNITED STATES POSTAL SERVICE TEAM

In the grueling mountain stages of the Tour de France, it's not the scenery that inspires us – it's the riders.

5200™ PERFORMANCE

USPS Team tested.
USPS Team approved.

UPGRADES OVER 2300™

Lighter, stronger carbon frame
Tour-proven performance

FRAME OCLV™ 120 Carbon is unusually light, strong, and fast. Pro Race Geometry improves handling. The same stock frame ridden by the USPS Team in the Tour de France. **FORK** Bontrager Race Lite. OCLV 110 Carbon is light, responsive, and silences road vibration.

WHEELS Bontrager Race Lite combines sleek aerodynamics and lateral rigidity for fast, durable performance. **COMPONENTS** Shimano Ultegra crank and 9-speed shifting. Double or triple chainring. **SIZES** 50cm, 52cm, 54cm, 56cm, 58cm, 60cm, 62cm **COLORS** Blue Dusk/Bright Silver (USPS Team) or Black Pearl Carbon (shown below on 5200 WSD)



FRAMESET
AVAILABLE

PROJECT
One



AVAILABLE WITH
TRIPLE CRANK.

WHEEL TECH

**BONTRAGER™**

The world's best frames deserve the world's best components.



Offset Spoke Bed design (aka OSB) creates a spoke angle that strengthens the wheel and prolongs wheel life. Compared to a standard spoke configuration, OSB reduces tension difference by 30%.

Paired spoke technology allows wheels that are as light as possible, while maintaining strength and durability.

Welded and machined sidewalls provide additional strength and a consistent surface for smooth braking.

Bladed spokes provide better aerodynamics than their round counterparts.

Attention to detail comes through in Bontrager handlebars and stems. They're precision machined to be tough, but light enough to keep you at full speed.

5200 WSD™ PERFORMANCE

Tour-winning OCLV Carbon technology now made just for women.

UPGRADES OVER 2300 WSD™

Lighter, stronger carbon frame
Tour-proven performance

FRAME OCLV™ 120 Carbon in a custom Women's Specific Design geometry for added comfort and power. The same strong, light frame material ridden by the USPS Team.

FORK Bontrager Race. OCLV Carbon design is light and fast. **WHEELS** Bontrager Race Lite combines sleek aerodynamics and lateral rigidity for fast, durable performance. **COMPONENTS** Shimano Ultegra crank and 9-speed shifting. Triple chainring for wider gear options on longer rides. **SIZES** 47cm, 51cm, 54cm, 56cm **COLOR** Black Pearl Carbon

PROJECT
One



women's specific design

FRAME TECH

WOMEN'S SPECIFIC DESIGN

You won't believe the difference it makes.

Modified frame geometries are tuned to the unique needs of women riders. Adjusting the seat tube, top tube, and head tube dimensions creates a more comfortable and powerful riding position. These corrections also improve the bike's balance, handling, and stability.

Specially selected components offer the ideal fit for smaller hands – including narrower bars and easy-to-reach brake levers.

Pedal more efficiently. Shorter cranks help smaller legs get to top speed, faster. Steep hills feel easier, long rides less tiring.

Smaller, 650c wheels (700c on the 54cm and 56cm bike) give the bike an overall better fit for women. Anatomically designed saddles offer the proper pelvic support for women, improving comfort and endurance.

2300™ PERFORMANCE

Race on a frame lighter than titanium and stronger than steel.

UPGRADES OVER 2200™

- Superlight racing frame
- Higher-performance wheelset
- Pro-level Shimano components
- Lighter, low-profile saddle

FRAME ZR 9000 Alloy™ is lighter than titanium and stronger than steel. Pro Race geometry transfers more power on climbs and descents. **FORK** Bontrager Race Lite. OCLV 110 Carbon is light, responsive, and silences road vibration. **WHEELS** Bontrager Race Lite combines sleek aerodynamics and lateral rigidity for fast, durable performance. **COMPONENTS** Shimano Ultegra crank and 9-speed shifting. Double or triple chainring. **SIZES** 50cm, 52cm, 54cm, 56cm, 58cm, 60cm, 63cm. **COLOR** Blue Dusky/Bright Silver (USPS Team)



FRAMESET AVAILABLE



AVAILABLE WITH TRIPLE CRANK.

FRAME TECH

ZR 9000™ CUSTOM ALLOY

The guys in lab coats classify it as an experimental alloy. We just call it light and fast.

With zirconium added as a hardening material, ZR 9000 produces frames that are 15% stronger and 15% lighter than industry standard aluminum. Our endurance tests show that ZR 9000 increases the fatigue strength of a frame by up to five times. Enough said.

Handbuilt frames start with tubes that are custom-formed, laser-cut and precision-welded in Waterloo, Wisconsin.

Exceptional frame rigidity is the key to top performance on the road. Sharp cornering. Efficient power transfer. Quick handling.

Internal headset design combines with a T-back seatstay and custom large-diameter, thin-wall tubes to shed 177 grams of weight.

Pro Race geometry creates a racing frame that generates power on sprints and climbs, with enough comfort for long-distance rides.

2300 WSD™ PERFORMANCE

The racing bike that keeps pace with what women want.

UPGRADES OVER 2200 WSD™

- Superlight racing frame
- Higher-performance wheelset
- Pro-level Shimano components

FRAME ZR 9000 Alloy™ in a custom Women's Specific Design geometry that increases comfort and power. Lighter than titanium, stronger than steel. **FORK** Bontrager Race. OCLV Carbon design is light and fast. **WHEELS** Bontrager Race Lite combines sleek aerodynamics and lateral rigidity for fast, durable performance. **COMPONENTS** Shimano Ultegra 9-speed shifting. Triple chainring for wider gear options on longer rides. **SIZES** 43cm, 47cm, 51cm, 54cm, 56cm. **COLOR** Cumulus Blue



women's specific design

2200™ PERFORMANCE

Race on it. Tour on it. Just be on it whenever you can.

UPGRADES OVER 2000™

All-around performance wheelset
Higher-performance Shimano components
Stronger, lighter headset

FRAME Alpha™ SL Aluminum. Superlight, large diameter tubing for exceptional durability and efficient power transfer. **FORK** Bontrager Race. OCLV Carbon design is light and fast. **WHEELS** Bontrager Select features Paired Spoke Technology™ for superior aerodynamics and lightweight strength. **COMPONENTS** Shimano Ultegra/105 9-speed shifting, Double or triple chainring. **SIZES** 50cm, 52cm, 54cm, 56cm, 58cm, 60cm **COLOR** Titanite Black



AVAILABLE WITH TRIPLE CRANK.

FRAME TECH

CUSTOM ALUMINUM
SL

Exactly what a road bike should be.

Alpha SL frames start with the highest-grade aluminum – first heat-treated for greater strength, then seamlessly drawn into double-butted tubes. This proprietary process results in the lightest, strongest aluminum frames we've ever made.

Precise tube shaping creates a frame that's stiff and strong in high-stress areas, superlight and thin everywhere else.

Large-diameter tubing enhances the structural strength and rigidity of the frame, for better power transfer and handling.

Pro geometry adds a whole new dimension to road riding. Pedaling is smooth, efficient, in control. Cornering is crisp, precise. So you can climb and sprint with more power. You'll notice more energy on longer rides as well.

2200 WSD™ PERFORMANCE

The words that road-riding women love to hear: perfect fit.

UPGRADES OVER 2000 WSD™

All-around performance wheelset
Reach-adjustable Shimano levers
Higher-performance Shimano components
Stronger, lighter headset

FRAME Alpha™ SL Aluminum with a custom Women's Specific Design geometry that increases comfort and power. **FORK** Bontrager Race. OCLV Carbon design is light and fast. **WHEELS** Bontrager Select features Paired Spoke Technology™ for aerodynamics and strength in an ideal size for smaller riders. **COMPONENTS** Shimano Ultegra/105 9-speed shifting, Triple chainring for wider gear options on longer rides. **SIZES** 43cm, 47cm, 51cm, 54cm, 56cm **COLOR** Pearl White



women's specific design



2000™ PERFORMANCE

The superlight all-around road bike.

UPGRADES OVER 1200™

Stronger, lighter rims
Higher-quality Shimano components
Clipless Shimano pedals

FRAME Alpha™ SL Aluminum. Superlight, large diameter tubing for exceptional durability and efficient power transfer. **FORK** Bontrager Race. OCLV Carbon design is light and fast. **WHEELS** Matrix Aurora rims with Bontrager Select tires are lightweight and reliable. **COMPONENTS** Shimano 105/Tiagra 9-speed shifting. Triple chainring for wider gear options on longer rides. **SIZES** 52cm, 54cm, 56cm, 58cm, 60cm, 63cm **COLOR** Bright Silver

**2000 WSD™ PERFORMANCE**

For women who've been waiting to get out on the open road.

WSD UPGRADES

Stronger, lighter rims
Higher-quality Shimano components
Clipless Shimano pedals

FRAME Alpha™ SL Aluminum with a custom Women's Specific Design geometry that increases comfort and power. **FORK** Bontrager Race. OCLV Carbon design is light and fast. **WHEELS** Matrix Aurora rims with Bontrager Select tires are lightweight and reliable. **COMPONENTS** Shimano 105/Tiagra 9-speed shifting. Triple chainring for wider gear options on longer rides. **SIZES** 43cm, 47cm, 51cm, 54cm, 56cm **COLOR** Coastal Blue



women's specific design

1200™ PERFORMANCE

Enjoy every mile on this fast, lightweight bike.


BEST BETTER GOOD

UPGRADES OVER 1000™

- Lighter frame
- Stronger, lighter rims
- Quality Shimano components

FRAME Alpha™ SL Aluminum. Superlight, large diameter tubing for exceptional durability and efficient power transfer. **FORK** Bontrager Race. OCLV Carbon design is light and fast. **WHEELS** Matrix Aurora rims with Bontrager Select tires are lightweight and reliable. **COMPONENTS** Shimano Tiagra 9-speed shifting. Triple chainring for wider gear options on longer rides. **SIZES*** 50cm, 52cm, 54cm, 56cm, 58cm, 60cm **COLOR** Baja Blue

*Flat bar option not available in all sizes.



Now you can combine top road performance with a more comfortable, upright riding position – thanks to our new, optional flat bar.



1000™ Candy Red/Pearl White

1000™ PERFORMANCE

Road riding begins with this bike.

BEST BETTER GOOD

ROAD UPGRADES

- Strong, light aluminum frame
- Light alloy fork and headset
- Reliable components
- Road-specific saddle

FRAME Oversized Alpha™ Aluminum creates a stiff, lightweight frame made for speed and quick handling. **FORK** Alloy w/alloy steerer. **WHEELS** Alex AT450 rims with Bontrager Select tires are lightweight and reliable. **COMPONENTS** Suntour Superbe crank and Shimano Sora 8-speed shifting. Triple chainring for wider gear options on longer rides. **SIZES*** 43cm, 50cm, 52cm, 54cm, 56cm, 58cm, 60cm, 63cm **COLORS** Starry Night Black or Candy Red/Pearl White

*Flat bar option not available in all sizes.



FLAT BAR OR ROAD BAR AVAILABLE. FLAT BAR SHOWN.

2200C™ ROAD COMFORT

A lightweight bike with built-in comfort.



BEST • BETTER • GOOD

UPGRADES OVER 1200C™

All-around performance wheelset
Higher-performance Shimano components
Stronger, lighter headset

FRAME Oversized Alpha™ Aluminum in a Road Comfort geometry that delivers a smoother, more stable ride. **WHEELS** Bontrager Select features Paired Spoke Technology™ for superior aerodynamics and lightweight strength. **SUSPENSION** Shock-absorbing seatpost and comfort saddle smooth out rough riding surfaces. **COMPONENTS** Shimano Ultegra/105 9-speed shifting. Triple chainring for wider gear options on longer rides. **SIZES** 50cm, 54cm, 58cm, 63cm **COLOR** Coastal Blue

FRAME TECH

INTRODUCING ALL-NEW ROAD COMFORT

High performance meets high comfort.

Road Comfort geometry shifts your weight over the rear wheel and puts you in an upright riding position to improve handling, stability, and pedaling efficiency.

An upright ride is a more relaxed, natural position. This minimizes stress on the lower back to help reduce low back pain.

Wide CRZ+ saddle, anatomically designed for soft tissue support, combines with a suspension seatpost to help cushion your ride.

Extra comfort components. A fully-adjustable stem, gel handlebar tape, and bar top brake levers make these bikes perfect for recreational riders, commuters, even performance riders who place a premium on comfort.

1200C™ ROAD COMFORT

Performance to cover a lot of miles. Comfort to enjoy every single one.

BEST • BETTER • GOOD

UPGRADES OVER 1000C™

Stronger, lighter rims
Quality Shimano components

FRAME Oversized Alpha™ Aluminum in a Road Comfort geometry that delivers a smoother, more stable ride. **WHEELS** Matrix Aurora rims with Bontrager Select tires are lightweight and reliable. **SUSPENSION** Shock-absorbing seatpost and comfort saddle smooth out rough riding surfaces. **COMPONENTS** Shimano Tiagra 9-speed shifting. Triple chainring for wider gear options on longer rides. **SIZES** 50cm, 54cm, 58cm, 63cm **COLOR** Bright Silver



1000C™ ROAD COMFORT

A road bike with a more comfortable, upright riding position.

ROAD COMFORT UPGRADES

- More upright riding position
- Suspension seatpost
- Adjustable stem
- Secondary brake levers
- More comfortable saddle

BEST BETTER GOOD

FRAME Oversized Alpha™ Aluminum in a Road Comfort geometry that delivers a smoother, more stable ride. **WHEELS** Alex AT450 rims with Bontrager Select tires are lightweight and reliable. **SUSPENSION** Shock-absorbing seatpost and comfort saddle smooth out rough riding surfaces.

COMPONENTS Suntour Superbe crank and Shimano Sora 8-speed shifting. Triple chainring for wider gear options on longer rides. **SIZES** 50cm, 54cm, 58cm, 63cm **COLOR** Baja Blue

**XO 1™ CYCLOCROSS**

Lets you ride where and when other road bikes can't.

CYCLOCROSS UPGRADES

- Lightweight, reinforced frame
- Durable welded rims
- Quality Shimano components
- Clipless Shimano pedals

BEST BETTER GOOD

FRAME Alpha™ SL Aluminum in a Pro Cross geometry for speed and responsive handling. **FORK** Oversized cross-specific aluminum that's light and ready to race. Fits tires up to 40C. **WHEELS** Matrix Airera rims with Bontrager Jones CX tires are ready for dirt or asphalt. **COMPONENTS** Shimano Sora 24-speed shifting. Triple chainring for wider gear options to match the terrain. **SIZES** 50cm, 52cm, 54cm, 56cm, 58cm **COLOR** Tarry Night Black



FRAME TECH



Its cyclocross heritage comes in just as handy on the morning commute.

Alpha SL frames are strong, durable, and superlight, essential for speed and quick handling – not to mention carrying the bike. XO 1 Cyclocross bikes transfer pedaling energy into forward motion with incredible efficiency. So you can crank up hills and go the distance.

Oversized down tube creates a rigid structure between the bottom bracket and head tube, providing the necessary frame stiffness and strength for off-road riding. Forged aluminum fittings reinforce the overall structural integrity of the frame where it's needed.

Higher bottom bracket clears most obstacles with ease. Longer chainstays add comfort over rough terrain, as well as enough clearance for larger tires. The XO 1 makes a great all-around road bike perfect for winter training, commuting, or touring.

520™ LOADED TOURING

Explore a new area code. Or a new country.

TOURING UPGRADES

- Reinforced, loaded touring frame
- Superstrong rims
- Reliable Bontrager components
- Clipless Shimano pedals

BEST BETTER GOOD

FRAME Welded Cro-Moly built to endure the demands of fully loaded touring, with added braze-ons for secure transport.

FORK Cro-Moly cuts down the road buzz. **WHEELS** Bontrager Falrlane rims with Select tires are designed for long excursions. **COMPONENTS** Shimano 105 crank and 105/Deore LX 27-speed shifting. Triple chainring for wider gear options on longer tours. **SIZES** 17", 19", 21", 23", 25" **COLORS** Rainforest Green



T 2000™ TANDEM

Our top-of-the-line bicycle built for two.



BEST ▶ BETTER ◀ GOOD

UPGRADES OVER T 1000™

Lighter, more durable wheelset
Pro-level Shimano components
Stronger, lighter headset

FRAME ZR 9000 Alloy™ in a tandem configuration. Lighter than titanium, stronger than steel. **FORK** Triple butted Cro-Moly soaks up road vibration on long tandem rides. **WHEELS** Bontrager Race X Lite tandem offers a superior combination of aerodynamics, light weight, and strength. **COMPONENTS** Shimano Ultegra 9-speed shifting. Triple chainring for wider gear options on longer rides. **SIZES** 54/43-56cm, 56/43-56cm, 58/43-56cm
COLOR Coastal Blue

THIS IS NOT YOUR FATHER'S TANDEM.

Train for your next century on one of these bikes. Day trip through the wine country. Or use it as your private escape from the kids.

There's no need to give up comfort, high performance, or fit. It's all here. There's a Trek tandem to suit your riding style and satisfy a wide range of captain/stoker size demands. So you can choose togetherness and sacrifice nothing.

FRAME TECH

TANDEM

Two size-specific cockpits, one phenomenal ride.

Adjustable tandem cockpits allow you to fit the captain without compromising for the sake of the stoker. Our tandems feature a wide differential between captain and stoker seat tubes, size-specific tube angles, and a stoker's top tube and stem designed to handle almost any sized rider.

Sport Touring geometry featuring race-worthy componentry, or a more relaxed, upright-riding frame with full comfort features. Your local Trek dealer will help you choose a frame that fits your riding style.

ZR 9000 custom alloy frames are lighter than titanium, stronger than steel, and stiffer than frames twice the price. Our endurance tests show the ZR 9000 increases fatigue strength of a frame by up to five times.

T 1000™ TANDEM

With a lightweight frame and solid components, this thing is fast enough for two.

BEST BETTER >GOOD<

TANDEM UPGRADES

Strong, light alloy frame
Durable welded rims
Quality Shimano components

FRAME ZR 9000 Alloy™ in a tandem configuration. Lighter than titanium, stronger than steel. **FORK** Triple butted Cro-Moly soaks up road vibration on long tandem rides. **WHEELS** Bontrager Clyde rims with IRC Duro Tour tires roll fast and stay true. **COMPONENTS** Shimano Tiagra 9-speed shifting. Triple chainring for wider gear options on longer rides. **SIZES** 54/43-56cm, 56/43-56cm, 58/43-56cm **COLOR** Starry Night Black



T 900™ TANDEM

An all-new frame with enough comfort features for two.

BEST BETTER >GOOD<

TANDEM UPGRADES

Adjustable, high-rise handlebars
Comfort spring saddles
Built-in taillight on rear saddle
Suspension rear seatpost

FRAME Alpha™ Aluminum in a tandem configuration with a comfortable, upright riding position. **FORK** Triple butted Cro-Moly soaks up road vibration on long tandem rides. **WHEELS** Alex TA19 rims with Bontrager Comfort K tires for smooth rolling and easy braking. **COMPONENTS** TruVativ crank and Shimano Deore 24-speed shifting. **SIZE** 18.5"/14.5" **COLOR** Midnight Blue



Liquid 30™

ALL-MOUNTAIN FULL SUSPENSION

Top-of-the-line all-mountain bike with new Liquid Suspension Design.

BEST BETTER GOOD

UPGRADES OVER LIQUID 20™

- Higher-performance fork
- Lighter, tubeless wheelset
- Top-of-the-line Shimano components

FRAME ZR 9000 Alloy™ in a long-travel, full-suspension design that quickly adjusts to match the terrain. Lighter than titanium, stronger than steel. **WHEELS** Bontrager Race Lite Disc Tubeless offers high-performance versatility in one of the lightest disc-specific wheelsets available. The choice of the Trek/Volkswagen Pro Mountain Bike team. **SUSPENSION** Fox Talas RLC fork (125mm travel) and Fox Talas RL rear air shock (up to 5" of rear wheel travel) adjust on the fly to changing conditions. **COMPONENTS** Bontrager Race Lite crank and Shimano Deore XT/XTR 9-speed shifting. **SIZES** 15.5", 17.5", 19.5", 21.5" **COLOR** Starry Night Black



Liquid 20™

ALL-MOUNTAIN FULL SUSPENSION

The all-mountain bike takes you anywhere. The Liquid Suspension Design gets you back.

BEST BETTER GOOD

UPGRADES OVER LIQUID 10™

- Faster, disc-specific wheelset
- Mag hydraulic disc brakes
- Higher-performance Shimano components

FRAME ZR 9000 Alloy™ in a long-travel, full-suspension design that quickly adjusts to match the terrain. Lighter than titanium, stronger than steel. **WHEELS** Bontrager Race Disc Tubeless are light but durable, with disc brakes for superior stopping power in slop or steep descents. **SUSPENSION** RockShox Psylo XC fork (125mm travel) and Fox Talas R rear air shock (up to 5" of rear wheel travel) adjust on the fly to changing conditions. **COMPONENTS** Bontrager Race crank and Deore LX/XT 9-speed shifting. **SIZES** 15.5", 17.5", 19.5", 21.5" **COLOR** Baja Blue



Liquid 10™

ALL-MOUNTAIN FULL SUSPENSION

The one bike that can adjust to whatever terrain you run into — no tools necessary.

BEST BETTER GOOD

LIQUID UPGRADES

- On-the-fly travel adjust
- Proprietary Fox rear shock
- Lighter, stronger frame

FRAME ZR 9000 Alloy™ in a long-travel, full-suspension design that quickly adjusts to match the terrain. Lighter than titanium, stronger than steel. **WHEELS** Bontrager Select Disc delivers great off-road performance, with rims machined and welded for strength. **SUSPENSION** RockShox Psylo C fork (125mm travel) and Fox Talas R rear air shock (up to 5" of rear wheel travel) adjust on the fly to changing conditions. **COMPONENTS** Bontrager Race crank and Shimano Deore 9-speed shifting. **SIZES** 15.5", 17.5", 19.5", 21.5" **COLOR** Bright Silver



Fuel 100™ XC FULL SUSPENSION
World Cup proven full-suspension gets a new OCLV Carbon mainframe and full XTR.



►BEST◀ BETTER GOOD

UPGRADES OVER FUEL 98™

Pro-level suspension fork
Lighter, tubeless wheels
Top-of-the-line Shimano components
Lighter handlebar, stem, and seatpost
Race-worthy Avid Ultimate brakes

FRAME Fully independent cross-country suspension at a hardtail weight. OCLV® 120 Carbon is unusually light, strong, and fast. Absorbs shocks while providing incredible feel and response. **WHEELS** Bontrager Race X Lite Tubeless is extremely light, fast, and durable. **SUSPENSION** Rock Shox SID World Cup fork (80mm travel) and SID Lockout rear air shock (up to 3" of rear wheel travel) are perfect for XC racing. **COMPONENTS** Shimano XTR crank and 9-speed shifting. **SIZES** 15.5", 17.5", 19.5", 21.5" **COLOR** Baja Blue/Starry Night Black

OCLV
CARBON 120



FRAMESET
AVAILABLE

Fuel 98™ XC FULL SUSPENSION
OCLV Carbon frame. Efficient full-suspension. Two great things that go together.

►BEST◀ BETTER GOOD

UPGRADES OVER FUEL 90™

Stronger, lighter carbon frame
Lighter racing fork
Lighter, tubeless wheels
Pro-level Shimano components
More adjustable rear shock

FRAME Fully independent cross-country suspension at a hardtail weight. OCLV® 120 Carbon is unusually light, strong, and fast. Absorbs shocks while providing incredible feel and response. **WHEELS** Bontrager Race X Lite Tubeless offers high-performance versatility in one of the lightest wheelsets available. **SUSPENSION** Rock Shox SID Race fork (80mm travel) and Fox Float RL rear air shock (up to 3" of rear wheel travel) are perfect for XC racing. **COMPONENTS** Bontrager Race crank and Shimano XT/XTR 9-speed shifting. **SIZES** 15.5", 17.5", 19.5", 21.5" **COLOR** Starry Night Black



OCLV
CARBON 120



NOTHING BURNS CLEANER.

Fuel 90™ XC FULL SUSPENSION
Fast. Efficient. Suddenly,
a 24-hour race seems
perfectly reasonable.

UPGRADES OVER FUEL 80™

▶BEST◀ BETTER GOOD

- Lighter fork
- Rebound adjust rear shock
- All-around racing wheelset
- Racing Shimano components

FRAME Fully independent cross-country suspension at a hardtail weight. ZR 9000 Alloy™ delivers exceptional speed and durability. **WHEELS** Bontrager Select offers rims welded for strength and machined for smooth braking. **SUSPENSION** RockShox Duke XC fork (80mm travel) and Fox Float R rear air shock are perfect for XC racing. **COMPONENTS** Bontrager Race crank and Deore LX/XT 9-speed shifting. **SIZES** 15.5", 17.5", 19.5", 21.5" **COLOR** Starry Night Black/Bright Silver



FRAMESET
AVAILABLE



DISC OPTION
AVAILABLE.
SPECIFICATIONS
MAY VARY.



FRAME TECH

ZR 9000™
CUSTOM ALLOY

One of the strongest, lightest
composites on the circuit.

With zirconium added as a hardening material, ZR 9000 produces frames that are 15% stronger and 15% lighter than industry standard aluminum. Our endurance tests show that ZR 9000 increases the fatigue strength of a frame by up to five times. Enough said.

Exceptional frame rigidity means everything when it comes to off-road performance. Sharp cornering. Efficient power transfer. Quick handling.

Precise tube shaping strengthens the bottom bracket and head tube, while shedding unwanted ounces – keeping the ride light and fast.

Stiff rear triangle provides rock-solid stability for climbing, sprinting, and braking. The Trek Disc-0™ mount offers full disc brake compatibility.

Pro Race geometry gives you the same edge as the world's best racers – like World Cup Champion Roland Green.

Fuel 90 WSD™

XC FULL SUSPENSION

One way to improve lightweight full-suspension? Make it just for women.

BEST < BETTER < GOOD

UPGRADES OVER 8000 WSD™

Full-suspension technology
Rebound adjust rear shock
All-around racing wheelset
Racing Shimano components

FRAME ZR 9000 Alloy™ in a custom Women's Specific Design geometry that increases comfort and power. Fully independent cross-country suspension gives you a solid, smooth ride. **WHEELS** Bontrager Select offers rims welded for strength and machined for smooth braking. **SUSPENSION** RockShox Duke XC fork (80mm travel) and Fox Float R rear air shock are perfect for XC racing. **COMPONENTS** Bontrager Race crank and Deore LX/XT 9-speed shifting. **SIZES** 14", 16", 18" **COLOR** Midnight Blue/Gloss White



women's specific design

FRAME TECH

WOMEN'S SPECIFIC DESIGN

More comfortable fit. More time spent out on the trail.

Modified frame geometries are tuned to the unique needs of women riders. Adjusting the seat tube, top tube, and head tube dimensions creates a more comfortable and powerful riding position. These corrections also improve the bike's balance, handling, and stability.

Specially selected components offer an ideal fit for smaller hands – narrower bars, thinner grips, and easy-to-reach brake levers.

Pedal more efficiently. Shorter cranks help shorter legs get to top speed, faster. Steep hills feel easier, long rides less tiring.

WSD suspension forks give lighter riders plenty of shock absorption. Anatomically designed saddles offer the proper pelvic support for women, providing comfort and endurance. Once you feel the difference, you'll never ride a 24-hour race without it.

Fuel 80™ XC FULL SUSPENSION

Proven cross country suspension gets you there and back with energy to spare.

BEST > BETTER < GOOD

FUEL UPGRADES

Full-suspension technology
Responsive, lightweight frame
Lighter, tunable fork
Rugged off-road wheels
High-performance Shimano components

FRAME Fully independent cross-country suspension at a hardtail weight. ZR 9000 Alloy™ delivers exceptional speed and durability. **WHEELS** Bontrager Corvair rides fast and tough on the trail, with machined sidewalls for smooth braking. **SUSPENSION** RockShox Pilot SL fork (80mm travel) and Fox Float rear air shock are perfect for XC racing. **COMPONENTS** Shimano crank and Deore 9-speed shifting. **SIZES** 15.5", 17.5", 19.5", 21.5" **COLOR** Trek Red/Starry Night Black



WHEEL TECH



BONTRAGER™

Wheels & components that won't fail you on the trail.



Offset Spoke Bed design (aka OSB) creates a spoke angle that strengthens the wheel and prolongs wheel life. Compared to a standard spoke configuration, OSB reduces tension difference by 30%.

Alternating spokes allow wheels light enough for the bursts you need to get up, down, and around obstacles.

Welded and machined sidewall rims provide additional strength and a consistent surface for smooth braking.

Tubeless compatibility gives you the flexibility to choose whatever tires you want on your ride.

Bontrager handlebars and stems provide sure steering and handling, with extra strength to endure off-road pounding.

FIND THE MIDDLE OF NOWHERE.
YOUR HARDTAIL WILL GET YOU BACK.

Elite 9.8™ XC HARDTAIL

It's the lightest hardtail made of OCLV Carbon. It's the World Champion. It's no coincidence.



►BEST◀ BETTER GOOD

UPGRADES OVER 8500™

- Ultra rigid OCLV frame
- Lighter, fine-tunable fork
- Lighter, tubeless wheels
- Racing Shimano components
- Lighter bar, stem, and seatpost

FRAME OCLV® HC Carbon sandwiches a honeycomb of Nomex® between layers of OCLV Carbon for incredible stiffness with less weight – just 3 lbs. Pro Race geometry improves handling at high speeds. **WHEELS** Bontrager Race Lite Tubeless offers high-performance versatility in one of the lightest wheelsets available. **SUSPENSION** RockShox SID Team fork (80mm travel) is dialed in for the rough terrain of XC racing. **COMPONENTS** Bontrager Race crank and Shimano XT/XTR 9-speed shifting. **SIZES** 17.5", 19.5", 21.5" **COLOR** Starry Night Black/Baja Blue



FRAME TECH

OCLV HC™ CARBON

The stuff World Cup Champion bikes are made of.



A honeycomb of Nomex® is sandwiched between layers of OCLV Carbon to make a head lug and bottom bracket so stiff and light, the frame weighs in at only 3.0 pounds. And carbon's vibration-soaking properties take the edge off the already-tough terrain.

If you're into fine-tuning this racer even further, it features a millable bottom bracket interface and a replaceable rear derailleur hanger. Climb, descend, and corner with the same Pro Race geometry that helped Roland Green to his first World Cup Championship.

8500™ XC HARDTAIL

The race-ready hardtail that's lighter than titanium and stronger than steel.

UPGRADES OVER 8000™
 Rebound adjust fork
 Lighter, tubeless wheels
 Racing Shimano components
 Lighter bar, stem, and seatpost

FRAME ZR 9000 Alloy™ is lighter than titanium and stronger than steel. Pro Race geometry transfers more power on climbs and descents. **WHEELS** Bontrager Race Tubeless are light but durable for years of off-road abuse. **SUSPENSION** Fox Float R fork (80mm travel) is tuned for XC racing. **COMPONENTS** Bontrager Race crank and Shimano XTR/HG-70 9-speed shifting. **SIZES** 15.5", 17.5", 19.5", 21.5" **COLOR** Trek Red/Platinum Silver



FRAME TECH



One of the strongest, lightest composites on the circuit.

With zirconium added as a hardening material, ZR 9000 produces frames that are 15% stronger and 15% lighter than industry standard aluminum. Our endurance tests show that ZR 9000 increases the fatigue strength of a frame by up to five times. Enough said.

Exceptional frame rigidity means everything when it comes to off-road performance. Sharp cornering. Efficient power transfer. Quick handling.

Precise tube shaping strengthens the bottom bracket and head tube, while shedding unwanted ounces – keeping the ride light and fast.

Stiff rear triangle provides rock-solid stability for climbing, sprinting and braking. The Trek Disc-O™ mount offers full disc brake compatibility.

Pro Race Geometry gives you the same edge as the world's best racers – like World Cup Champion Roland Green.

8000™ XC HARDTAIL

The only thing missing on this all-around racer is frameweight.

UPGRADES OVER 6700™
 Stronger, lighter frame
 All-around racing wheelset
 XC performance fork
 Racing Shimano components
 Lighter bar, stem, and seatpost

FRAME ZR 9000 Alloy™ is lighter than titanium and stronger than steel. Pro Race geometry transfers more power on climbs and descents. **WHEELS** Bontrager Select offers rims welded for strength and machined for smooth braking. **SUSPENSION** RockShox Duke XC fork (80mm travel) is tuned for XC racing. **COMPONENTS** Bontrager Race crank and Shimano Deore LX/XT 9-speed shifting. **SIZES** 15.5", 17.5", 19.5", 21.5" **COLOR** Baja Blue/Bright Silver



SNOWSHOE MOUNTAIN, WV

A 24-hour race doesn't require daylight or spectators. Just simple endurance.

8000 WSD™ XC HARDTAIL

The lightweight hardtail made with racing – and women – in mind.



women's specific design

UPGRADES OVER 6700 WSD™

- Stronger, lighter frame
- All-around racing wheelset
- XC performance fork
- Racing Shimano components
- Lighter bar, stem, and seatpost

FRAME ZR 9000 Alloy™ in a custom Women's Specific Design geometry that increases comfort and power. Lighter than titanium, stronger than steel. **WHEELS** Bontrager Select offers rims welded for strength and machined for smooth braking. **SUSPENSION** RockShox Duke XC fork (80mm travel) is tuned for XC racing. **COMPONENTS** Bontrager Race crank and Shimano Deore LX/XT 9-speed shifting. **SIZES** 14", 16", 18" **COLOR** Bright Silver/Gloss White

6700™ XC HARDTAIL

The bike that works all week and races on the weekend.

UPGRADES OVER 4900™

Superlight racing frame
Lighter, fine-tunable fork
Clipless pedals

BEST ▶ BETTER ◀ GOOD

FRAME Oversized Alpha™ SLR Aluminum double butted tubes provide exceptional durability and power transfer. **WHEELS** Bontrager Corvair rims provide superior braking, while Jones AC tires roll fast over off-road trails. **SUSPENSION** New RockShox Pilot SL fork (80mm travel) takes the edge off singletrack. **COMPONENTS** Shimano crank and Deore/LX 9-speed shifting. **SIZES** 15.5", 17.5", 19.5", 21.5" **COLOR** Starry Night Black/Platinum



DISC OPTION
AVAILABLE.
SPECIFICATIONS
MAY VARY.

FRAME TECH

CUSTOM ALUMINUM
SLR

Our lightest aluminum,
proven on the pro circuit.

Alpha SLR frames start with the highest-grade aluminum – first heat-treated for greater strength, then seamlessly drawn into double-butted tubes. This proprietary process results in the lightest, strongest aluminum frames we've ever made.

Precise tube shaping and bi-axial downtube create a frame that's stiff and strong in high-stress areas, superlight and thin everywhere else.

Stiff rear triangle eliminates brake flex and holds firm on climbs and sprints. It also features the Trek Disc-0™ mount for full disc brake compatibility.

Pro Race geometry, originally developed for the Trek/Volkswagen team, lets you climb with power, descend with confidence, and steer with ease.

6700 WSD™ XC HARDTAIL

Our best Super Light Race Aluminum hardtail made specifically for women.

UPGRADES OVER 4900 WSD™

Superlight racing frame
Lighter, fine-tunable fork
Clipless pedals

BEST ▶ BETTER ◀ GOOD

FRAME Alpha™ SLR Aluminum in a custom Women's Specific Design geometry that increases comfort and power. **WHEELS** Bontrager Corvair rims provide superior braking, while Jones AC tires roll fast over off-road trails. **SUSPENSION** RockShox Pilot SL WSD fork (80mm travel). **COMPONENTS** Shimano crank and Deore/LX 9-speed shifting. **SIZES** 14", 16", 18" **COLOR** Starry Night Black/Frost Silver



women's specific design

4900™ XC HARDTAIL

Our best Alpha Aluminum hardtail is built ready for anything.

BEST ▶ BETTER ◀ GOOD

UPGRADES OVER 4500™

- Lighter front fork
- Stronger, lighter rims
- Quality Shimano components
- Clipless-adaptable pedals

FRAME Oversized Alpha™ Aluminum offers the increased durability and strength to handle the most rugged trails. **WHEELS** Bontrager Corvair rims provide superior braking, while Jones AC tires roll fast over off-road trails. **SUSPENSION** RockShox Pilot C fork (80mm travel) takes the edge off singletrack. **COMPONENTS** Shimano crank and Alivio/Deore 24-speed shifting. **SIZES** 13", 15.5", 17.5", 19.5", 21.5" **COLORS** Metallic Silver/Navy or Metallic Red



DISC OPTION AVAILABLE. SPECIFICATIONS MAY VARY.

4900™
Metallic Red**4900 WSD™ XC HARDTAIL**

The mountain bike that works with a woman's body, not against.

BEST ▶ BETTER ◀ GOOD

UPGRADES OVER 4500™

- Women's Specific Design
- Lighter, custom-tuned front fork
- Stronger, lighter rims
- Quality Shimano components

FRAME Oversized Alpha™ Aluminum in a custom Women's Specific Design geometry that delivers increased power and improved handling on the trail. **WHEELS** Bontrager Corvair rims provide superior braking, while Jones AC tires roll fast over off-road terrain. **SUSPENSION** New RockShox Pilot C WSD (80mm travel) fork is custom-tuned for smaller, lighter riders. **COMPONENTS** Shimano crank and Alivio/Deore 24-speed shifting. **SIZES** 14", 16", 18" **COLOR** Gloss White/Pearl Navy



women's specific design

FRAME TECH

ALPHA
CUSTOM ALUMINUM

Rugged enough to handle rough terrain. Light enough to fly right over it.

Alpha frames take advantage of aluminum's low density to keep the bikes light. Precision welding and one-piece fittings make them durable enough for off-road. This translates into fast, quick-handling bikes that are ready for just about anything.

Oversized down tubes create a rigid structure between the bottom bracket and head tube, increasing the overall strength of the frame.

Powerful riding position helps you climb, descend, and control the bike more efficiently.

With enough room inside the frame for up to two water bottle mounts, you can stay out on the trail for hours. Alpha Aluminum mountain bikes also route cables along the top tube. This keeps them out of the mud, for friction-free shifting and braking.

4500™ RECREATIONAL
Front-suspension. 24 speeds.
More happy trails.

BEST BETTER > GOOD <

UPGRADES OVER 4300™

- Longer-travel RockShox fork
- Quality Shimano components
- Lighter bar, stem, and seatpost
- More durable off-road tires

FRAME Oversized Alpha™ Aluminum offers the increased durability and strength to handle the most rugged trails. **WHEELS** Matrix 750 rims provide superior braking, while Bontrager Jones AC tires roll fast over off-road trails. **SUSPENSION** RockShox Judy TT fork (80mm travel) smooths out trails and paths. **COMPONENTS** Shimano crank with Shimano Alivio 24-speed shifting. **SIZES** 13", 15.5", 17.5", 19.5", 21.5", 24" **COLORS** Baja Blue/Starry Night Black or Lava Black



VANCOUVER, BRITISH COLUMBIA
Contemplate the meaning of life. Or see how many skips you can get out of that rock.

4300™ RECREATIONAL
On the trails. On the pavement. On your mind when you can't ride.

UPGRADES OVER 4100™

BEST BETTER >GOOD<
Adjustable preload suspension fork
Higher-performance Shimano components
24-speed shifting
Alloy pedals and handlebars
Stronger, double wall rims

FRAME Oversized Alpha™ Aluminum offers the increased durability and strength to handle the most rugged trails. **WHEELS** Matrix 750 rims with Bontrager Connection tires give excellent braking and traction on dirt or pavement. **SUSPENSION** InSync Grind 323 fork (70mm travel) smooths out trails and paths. **COMPONENTS** Suntour crank and Shimano Acera 24-speed shifting. **SIZES** 13", 15.5", 17.5", 19.5", 21.5" **COLORS** Black Chrome/Ball Burnished or Metallic Orange




DISC OPTION AVAILABLE. SPECIFICATIONS MAY VARY.

4300™
Metallic Orange



4100™
Ball Burnished



4100™ RECREATIONAL
The go-anywhere, ready-anytime mountain bike.

UPGRADES OVER 820™

BEST BETTER >GOOD<
Lighter frame
Higher-performance fork
Quality Shimano components

FRAME Oversized Alpha™ Aluminum offers the increased durability and strength to handle the most rugged trails. **WHEELS** Matrix 550 rims with Bontrager Connection tires perform well on dirt or pavement. **SUSPENSION** InSync Grind 320 fork (70mm travel) smooths out trails and paths. **COMPONENTS** Suntour crank and Shimano Altus 21-speed shifting. **SIZES** 13", 15.5", 17.5", 19.5", 21.5"; 17.5" Women's **COLORS** Trek Red/Titanite Black or Ball Burnished



AVAILABLE IN A WOMEN'S FRAME.

820™ RECREATIONAL

The strength of steel. The comfort of front suspension.

UPGRADES OVER 800™

BEST BETTER > 6000*

- Front suspension fork
- Higher-performance Shimano components
- Better-handling threadless stem/headset

FRAME High tensile steel and Cro-Moly. Shock absorbing and built to last. **WHEELS** Matrix 550 rims with Bontrager Connection tires perform well on dirt or pavement. **SUSPENSION** RST 191CL fork (63mm travel) smooths out trails and paths. **COMPONENTS** Suntour crank and Shimano Altus 21-speed shifting. **SIZES** 13", 15.5", 17.5", 19.5", 21.5"; 13" Women's, 17.5" Women's **COLORS** Baja Blue/Shine Silver or Black Chrome or Metallic Purple/Metallic Silver




AVAILABLE IN A WOMEN'S FRAME.



820™ Black Chrome



820™ Metallic Purple/Metallic Silver



MONTEREY, CA
25 miles down, 15 to go, muscles burning, throat parched, wondering why they don't do this more often.

800® RECREATIONAL

Time to get out and explore the world off-road.

MOUNTAIN UPGRADES

- Professional assembly
- Expert adjustment
- High-quality components
- Full range of sizes

BEST BETTER >GOOD<

FRAME High tensile steel and Cro-Moly. Shock absorbing and built to last. **FORK** High tensile ATB eases road vibration. **WHEELS** Matrix 550 rims with Bontrager Connection tires perform well on dirt or pavement. **COMPONENTS** Suntour crank and Shimano 21-speed shifting. **SIZES** 13", 15.5", 17.5", 19.5", 21.5"; 13" Women's, 17.5" Women's. **COLORS** Starry Night Black/Baja Blue or Smooth Silver



AVAILABLE IN A WOMEN'S FRAME.

800
Smooth Silver**Y 26™ XC FULL SUSPENSION**

This full-suspension bike takes the shocks your body shouldn't.

FULL-SUSPENSION UPGRADES

- Professional assembly
- Expert adjustment
- High-quality components
- Full range of sizes

BEST BETTER >GOOD<

FRAME Oversized Alpha™ Aluminum in a proven Y Bike™ full-suspension design to handle the most rugged trails. **WHEELS** Matrix 750 rims with Bontrager Connection tires give excellent braking and traction on dirt or pavement. **SUSPENSION** InSync Grind fork (70mm travel) and Mozo RS200 coil rear shock smooth out singletrack. **COMPONENTS** Suntour crank and Shimano Acera 21-speed shifting. **SIZES** 16", 17.5", 19" **COLOR** Ball Burnished/Trek Red



Diesel Downhill™


FREERIDE/DOWNHILL

Built for downhill punishment.

DOWNHILL UPGRADES

Durable construction
Exclusive Chain Torque Eliminator

FRAME Alpha™ Aluminum. Monocoque construction provides a stiff connection between the fork and swingarm for responsive steering control. **SUSPENSION** Fox Vanilla RC rear coil shock is built for extreme punishment. **SIZES** 14", 16" **COLOR** Bright Silver



A Chain Torque Eliminator

FRAME TECH

DIESEL DOWNHILL

Promote energy conservation.
Get a Diesel Downhill frame.

Our patented Chain Torque Eliminator means you don't have to exert so much energy with every single turn of the pedals. Exclusive to the Diesel Downhill frame, the CTE (A) aligns with the rear pivot, rerouting the chain line and isolating the crank from the swingarm.

This prevents pedal forces from actuating the rear suspension (also known as "bobbing") and keeps you from feeling shocks, vibration, and unwanted suspension feedback through the cranks of the bike.

The difference the Chain Torque Eliminator makes in pedaling efficiency adds up with every run you make down the hill.

Diesel Freeride™

FREERIDE/DOWNHILL

Fully loaded long-travel full-suspension can handle anything your sick mind thinks up.

FREERIDE UPGRADES

Durable construction
High-quality components

FRAME Alpha™ Aluminum. Monocoque construction provides a stiff connection between the fork and swingarm for responsive steering control. **WHEELS** Sun Singletrack rims with Michelin DH Comp tires take the jolts and keep on coming. **SUSPENSION** Boxxer Race fork (6" or 7" travel) and Fox Vanilla RC rear coil shock are built for extreme punishment. **COMPONENTS** TruVativ Holzfeller crank with Shimano Deore XT/XTR 9-speed shifting. **SIZES** 14", 16" **COLOR** Starry Night Black. Frameset available in Bright Silver (shown above on Diesel Downhill).



FRAME TECH

DIESEL FREERIDE

Taking Diesel in a whole new direction. Up.

The new TruVativ Holzfeller Freeride crank (22/32 rings with an outer rock ring) isn't just rugged; the double chainring makes climbing a whole lot easier. So you can focus your efforts on the ride down the hill.

Sun Singletrack disc-specific rims are designed for obstacles you won't find on any map, as well as the most rugged downhill or dual slalom courses. The welded, triple-hollow construction gives the wheels extra reinforcement where it's needed.

Our exclusive "Brake Therapy" floating arm isolates the suspension from the frame. That means you always have a full 8" of travel, even during extreme braking. Standard on the Diesel Freeride, this floating arm is also available as a retrofit to current Diesel Downhill frames.

Navigator 600™ COMFORT

The all-new frame and added features make this the ultimate comfort ride.



BEST ▶ BETTER ◀ GOOD

UPGRADES OVER NAVIGATOR 500™

Top-of-the-line Shimano components

FRAME Alpha™ Aluminum with a comfortable, upright riding position. **WHEELS** Bontrager Superstock wheels with Bontrager Comfort tires are made for smooth rides. Kevlar belting and Slime sealant virtually eliminate flats.

SUSPENSION RockShox GPS Serra fork (60mm travel), suspension seatpost, and comfort saddle soften rough riding surfaces. **COMPONENTS** Shimano crank and Shimano Deore XT 27-speed shifting. **SIZES** 14.5", 16.5", 18.5", 21" **COLOR** Bright Silver/Midnight Blue

FRAME TECH

NAVIGATOR

Total comfort, everywhere you touch the bike.

New Comfort geometry puts you in a relaxed, upright position. That means greater stability and better handling at slower speeds, such as when you approach tight turns.

The suspension fork, seatpost, and spring saddle absorb shocks and smooth out the bumps.

Comfort grips and a higher hand position keep wrists and shoulders comfortable on long rides.

The new Accessories Port lets you switch from a rack to a pedal trailer in seconds – no tools required. So the same bike you ride to work instantly turns into a family ride.

Semi-smooth tires soak up the bumps, give you plenty of traction, and roll fast on pavement.

Wide gear range makes pedaling up hills almost effortless.

Navigator 500™ COMFORT

The totally redesigned comfort bike you'll enjoy now and down the road.

BEST ▶ BETTER ◀ GOOD

UPGRADES OVER NAVIGATOR 400™

Quality RockShox suspension fork
Stronger welded, machined rims
Wider gear range

FRAME Alpha™ Aluminum with a comfortable, upright riding position. **WHEELS** Bontrager Corvair rims with Bontrager Comfort tires for smooth rolling and easy braking. Kevlar belting and Slime sealant virtually eliminate flats. **SUSPENSION** RockShox GPS Serra fork (60mm travel), suspension seatpost, and comfort saddle soften rough riding surfaces. **COMPONENTS** SRAM Dual Drive 27-speed shifting. **SIZES** 14.5", 16.5", 18.5", 21"; 14.5" Women's, 16.5" Women's, 18.5" Women's **COLOR** Bright Silver/Estate Green



AVAILABLE IN A WOMEN'S FRAME.

Navigator 400™ COMFORT

Seven-speed shifting plus even more comfort features than last year.

UPGRADES OVER NAVIGATOR 300™

Easy-shifting Shimano components

Flat-resistant tires

BEST BETTER >GOOD<


FRAME Alpha™ Aluminum with a comfortable, upright riding position.

WHEELS Matrix 750 rims with Bontrager Comfort tires for smooth rolling and easy braking. Kevlar belting and Slime sealant virtually eliminate flats. **SUSPENSION** RST CT COM TL fork (50mm travel), suspension seatpost, and comfort saddle soften rough road surfaces.

COMPONENTS CPI crank and Shimano Nexus Revo 7-speed shifting. **SIZES** 14.5", 16.5", 18.5", 21"; 14.5" Women's, 16.5" Women's, 18.5" Women's **COLOR** Titanite Black/Coastal Blue

FROM COMMUTE TO FAMILY OUTING. IN SECONDS.

The new Accessories Port allows you to attach a rack or pedal trailer in seconds. No tools required – just a simple pin that plugs right into the frame. Other options like our new trailer hitch mount make Navigator bikes even more versatile.



AVAILABLE IN A WOMEN'S FRAME.

NAVIGATOR 300™
Wheat Silver

**Navigator 300™ COMFORT**

The improved fit makes every road feel smoother.

UPGRADES OVER NAVIGATOR 200™

Preload adjustable suspension fork

Stronger rims and Kevlar belted tires

24-speed shifting

Higher-performance Shimano components

BEST BETTER >GOOD<

FRAME Alpha™ Aluminum with a comfortable, upright riding position.

WHEELS Matrix 750 rims with Bontrager Comfort tires for smooth rolling and easy braking. Kevlar belting resists flats.

SUSPENSION RST CT COM TL fork (50mm travel), suspension seatpost, and comfort saddle soften rough road surfaces.

COMPONENTS Shimano crank and Shimano Deore 24-speed shifting. **SIZES** 14.5", 16.5", 18.5", 21"; 14.5" Women's, 16.5" Women's, 18.5" Women's **COLORS** Blue Dusk/Bright Silver or Wheat Silver



AVAILABLE IN A WOMEN'S FRAME. (SHOWN ABOVE)

Navigator 200™ COMFORT

Take to the streets in comfort with front suspension.

BEST BETTER >GOOD<

UPGRADES OVER NAVIGATOR 100™

- Suspension fork
- Shimano components

FRAME Alpha™ Aluminum with a comfortable, upright riding position. **WHEELS** Matrix 550 rims with Bontrager Comfort tires for smooth rolling and easy braking. **SUSPENSION** RST CT COM CL fork (50mm travel), suspension seatpost, and comfort saddle soften rough road surfaces. **COMPONENTS** Suntour crank and Shimano Acera 21-speed shifting. **SIZES** 14.5", 16.5", 18.5", 21"; 14.5" Women's, 16.5" Women's, 18.5" Women's. **COLORS** Titanite Black or Estate Green/Wheat Silver.



AVAILABLE IN A WOMEN'S FRAME. (SHOWN BELOW)

NAVIGATOR 200™

Estate Green/Wheat Silver



NAVIGATOR 100™

Metallic Red/Wheat Silver



Navigator 100™ COMFORT

The bike that makes an uncomfortable ride a thing of the past.

BEST BETTER >GOOD<

NAVIGATOR UPGRADES

- Professional assembly
- Expert adjustment
- High-quality components
- Full range of sizes

FRAME Alpha™ Aluminum with a comfortable, upright riding position. **WHEELS** Matrix 550 rims with Bontrager Comfort tires for smooth rolling and easy braking. **SUSPENSION** Shock-absorbing seatpost and comfort spring saddle smooth out rough riding surfaces. **COMPONENTS** Suntour crank and 21-speed shifting. **SIZES** 14.5", 16.5", 18.5", 21"; 14.5" Women's, 16.5" Women's, 18.5" Women's. **COLORS** Coastal Blue or Metallic Red/Wheat Silver.



AVAILABLE IN A WOMEN'S FRAME. (SHOWN ABOVE)

7700™ HYBRID

Our top-of-the-line hybrid takes performance to the trails and streets.



BEST ▶ BETTER ◀ GOOD

UPGRADES OVER 7500™

- Lighter suspension fork
- Wider gear range
- Lighter Shimano components
- Ergonomic bar ends
- Reliable Avid brakes

FRAME Alpha™ SL Aluminum combines superlight performance with a comfortable, upright riding position. **WHEELS** Bontrager Select features Paired Spoke Technology™ for superior aerodynamics and lightweight strength. **SUSPENSION** RockShox Metro Mag fork (50mm travel), suspension seatpost, and comfort spring saddle smooth out rough riding surfaces. **COMPONENTS** Shimano crank and Shimano Deore XT/SRAM 7.0 27-speed shifting. **SIZES** 15", 17.5", 20", 22.5" **COLOR** Titanite Black/Wheat Silver

7500™ HYBRID

This hybrid gets an upgraded frame and suspension fork for a better ride.

BEST ▶ BETTER ◀ GOOD

UPGRADES OVER 7300™

- Lighter frame
- Proven suspension fork
- All-around performance wheelset
- Higher-performance Shimano components
- Comfort saddle

FRAME Alpha™ SL Aluminum combines superlight performance with a comfortable, upright riding position. **WHEELS** Bontrager Select features Paired Spoke Technology™ for superior aerodynamics and lightweight strength. **SUSPENSION** RockShox Metro fork (50mm travel), suspension seatpost, and comfort spring saddle smooth out rough riding surfaces. **COMPONENTS** Shimano Nexave crank and Shimano Deore LX/SRAM 5.0 24-speed shifting. **SIZES** 15", 17.5", 20", 22.5" **COLOR** Bright Silver/Pearl Navy



7300™ HYBRID

Our most popular hybrid, for a lot of comfortable reasons.

UPGRADES OVER 7200™

- Tunable suspension fork
- Stronger rims
- Quality Shimano components
- Reliable Nexave crank

BEST, BETTER ▶ 6000D4

FRAME Alpha™ Aluminum combines lightweight performance with a comfortable, upright riding position. **WHEELS** Alex TA19 machined rims provide superior braking and the strength you need. Bontrager Invert tires grip uneven terrain to roll faster over pavement and gravel paths. **SUSPENSION** InSync Odessa 168 fork (45mm travel), suspension seatpost, and comfort spring saddle smooth out rough riding surfaces. **COMPONENTS** Nexave crank and Centera/Deore 24-speed shifting. **SIZES** 13", 15", 17.5", 20", 22.5"; 15" Women's, 17.5" Women's, 20" Women's. **COLORS** Silver/Lava Black or Coastal Blue



AVAILABLE IN A WOMEN'S FRAME.



7300™
Coastal Blue

SAN FRANCISCO, CA

Go for a ride in the afternoon. Come back in the evening to a whole new city.

7200™ HYBRID

The smoothest feature of this hybrid? The suspension fork.

UPGRADES OVER 7100™

- Suspension fork
- Durable, double wall rims
- Quality Shimano components

FRAME Alpha™ Aluminum combines lightweight performance with a comfortable, upright riding position. **WHEELS** Matrix 750 rims with Bontrager Select Invert tires add traction, reduce vibration. **SUSPENSION** InSync Odessa 160 fork (60mm travel), suspension seatpost, and comfort spring saddle smooth out rough riding surfaces. **COMPONENTS** Shimano crank and Acera 21-speed shifting. **SIZES** 15", 17.5", 20", 22.5", 25"; 15" Women's, 17.5" Women's, 20" Women's **COLORS** Deep Green/Wheat Silver or Dusk Blue



AVAILABLE IN A MEN'S FRAME. (SHOWN BELOW)



7200™
Dusk Blue



7100™
Titanite Black

7100™ HYBRID

Alpha Aluminum makes this a lighter hybrid ride.

HYBRID UPGRADES

- Professional assembly
- Expert adjustment
- High-quality components
- Full range of sizes

FRAME Alpha™ Aluminum combines lightweight performance with a comfortable, upright riding position. **WHEELS** Matrix 550 rims with Bontrager Select tires for smooth, fast rolling. **SUSPENSION** Shock-absorbing seatpost and comfort spring saddle smooth out rough riding surfaces. **COMPONENTS** Suntour crank and 21-speed shifting. **SIZES** 15", 17.5", 20", 22.5"; 15" Women's, 17.5" Women's, 20" Women's **COLORS** Pearl Blue/Wheat Silver or Titanite Black



AVAILABLE IN A MEN'S FRAME. (SHOWN ABOVE)

7700 FX™ FITNESS

Our fastest fitness bike with the finest components.

UPGRADES OVER 7500 FX™

BEST ▶ BETTER ◀ GOOD

- Lighter fork
- Wider gear range
- Higher-performance Shimano components
- Alloy headset
- Reliable Avid brakes

FRAME Alpha™ SL Aluminum combines superlight performance with a comfortable, upright riding position. **FORK** Lightweight, vibration-dampening aero aluminum. **WHEELS** Bontrager Select features Paired Spoke Technology™ for superior aerodynamics and lightweight strength. **COMPONENTS** Shimano Deore XT 9-speed shifting. **SIZES** 15", 17.5", 20", 22.5" **COLOR** Titanium Black/Baja Blue

**7500 FX™ FITNESS**

Reach your fitness goals while having fun.

UPGRADES OVER 7300™

BEST ▶ BETTER ◀ GOOD

- Lighter frame
- All-around performance wheelset
- Rapidfire Shimano shifters
- Anatomically designed saddle

FRAME Alpha™ SL Aluminum combines superlight performance with a comfortable, upright riding position. **FORK** Cro-Moly cuts down the road buzz. **WHEELS** Bontrager Select features Paired Spoke Technology™ for superior aerodynamics and lightweight strength. **COMPONENTS** Nexave crank and Allivio/Deore 24-speed shifting. **SIZES** 15", 17.5", 20", 22.5" **COLOR** Coastal Blue/Silver



FRAME TECH



Bikes designed for fitness and exercise. Not to mention speed and comfort.

Alpha SL Aluminum frames are strong, rigid, and super light – ideal for generating speed and power.

FX geometry combines a hybrid frame with a lightweight, rigid fork. The result: a more spirited ride that's fun and maneuverable at high speeds.

Fast, road-style tires and low-profile wheels give you the light weight and streamlined aerodynamics of a road bike.

Responsive handling makes a difference on any ride. From fitness training and cross-town jaunts to centuries or extended tours.

The straight handlebar creates a comfortable, upright riding position. So you can put as many hours on your FX bike as you want.

Clyde™ CRUISER

The attitude is back in black.

UPGRADES OVER TOWN & COUNTRY™

- 7-speed drivetrain
- Higher-performance Shimano components
- Trek Cruiser Springer fork

FRAME Alpha™ Aluminum in a classic Comfort Cruiser design that's fun to ride. **WHEELS** Alloy rims with fat balloon tires look and ride smooth. **SUSPENSION** Trek Cruiser Springer fork smooths out the bumps. **COMPONENTS** Shimano Nexus Revo 7-speed rear hub that's easy to use and maintain. **SIZE** 20" Men's **COLOR** Matte Black



Town & Country™

CRUISER

A fun, retro-active ride.

UPGRADES OVER CALYPSO™

- Quality Shimano components
- Durable alloy crank
- Simple, 4-speed shifting

FRAME Alpha™ Aluminum in a classic Comfort Cruiser design that's fun to ride. **FORK** Trek Cruiser, steel. **WHEELS** Alloy rims with fat balloon tires look and ride smooth. **COMPONENTS** Shimano Nexus Revo 4-speed rear hub that's easy to use and maintain. **SIZES** 20" Men's; 17" Women's **COLORS** Men's Gloss Black/Metallic Silver; Women's Metallic Red/Wheat Silver



AVAILABLE IN A WOMEN'S FRAME. (SHOWN BELOW)



TOWN & COUNTRY™ | Metallic Red/Wheat Silver

Calypso® CRUISER

Take a classic for a ride.

UPGRADES OVER CRUISER CLASSIC SPRINGER™

- 7-speed shifting
- Quality Shimano components
- Reliable linear brakes

FRAME Alpha™ Aluminum in a classic Comfort Cruiser design that's fun to ride. **FORK** Trek Cruiser, steel. **WHEELS** Alloy rims with fat balloon tires look and ride smooth. **COMPONENTS** Shimano TY40/SRAM MRX Plus 7-speed shifting. Easy to use and maintain. **SIZES** 20" Men's; 17" Women's **COLOR** Baja Blue/Metallic Silver



AVAILABLE IN A WOMEN'S FRAME.

Woody™ CRUISER

Some bikes just never go out of style.

BEST BETTER >GOOD<
UPGRADES OVER CRUISER CLASSIC™
 Trek Cruiser Springer fork
 Cool retro fenders
 Rear rack

FRAME Alpha™ Aluminum in a classic Comfort Cruiser design that's fun to ride. **WHEELS** Alloy rims with fat balloon tires look and ride smooth. **SUSPENSION** Trek Cruiser Springer fork smooths out the bumps. **COMPONENTS** Single-speed drivetrain – more than a component, it's a way of life. **SIZE** 20" Men's **COLOR** Gloss Black/Rainforest Green



Cruiser Classic Springer™ CRUISER

The good-time machine.

BEST BETTER >GOOD<
UPGRADES OVER CRUISER CLASSIC™
 Trek Cruiser Springer fork
 Cool retro fenders

FRAME Alpha™ Aluminum in a classic Comfort Cruiser design that's fun to ride. **WHEELS** Alloy rims with fat balloon tires look and ride smooth. **SUSPENSION** Trek Cruiser Springer fork smooths out the bumps. **COMPONENTS** Single-speed drivetrain – more than a component, it's a way of life. **SIZE** 17" Women's **COLOR** Breeze Blue



Cruiser Classic® CRUISER

It's more than a bike. It's a state of mind.

BEST BETTER >GOOD<
CRUISER UPGRADES
 Lightweight frame
 Comfortable-riding balloon tires
 Classic dual spring saddle

FRAME Alpha™ Aluminum in a classic Comfort Cruiser design that's fun to ride. **FORK** Trek Cruiser, steel. **WHEELS** Alloy rims with fat balloon tires look and ride smooth. **COMPONENTS** Single-speed drivetrain – more than a component, it's a way of life. **SIZES** 20" Men's; 17" Women's **COLORS** Candy Red/Metallic Silver; Men's Gloss Black/Streamline Blue; Women's Streamline Blue/Stone Pearl



Kids come in all sizes.

And they aren't likely to stop growing anytime soon. So it only makes sense to keep those two facts in mind when building kids bikes. Each and every part that goes into our bikes is designed for the kids who actually ride them – from the frame to the grips. Our kids bikes are also overbuilt and adjustable. So growing kids will fit them better, for longer.



Short cranks and small pedals mean smoother pedaling.



Short-reach brake levers and smaller grips provide better control.



Small-size saddles fit better for comfortable riding.



Adjustable seats and handlebars give your child room to grow.

Mt. Track 240™

A full-on kids mountain bike with front suspension.




AGE RANGE: 9-12 YRS
24" WHEELS

Standover height of 26" [66cm]
Minimum pant inseam 27" [69cm]

FRAME Oversized Alpha™ Aluminum. Built to the same exact standards as our adult mountain bikes, except in a smaller size. **FORK** RST suspension fork (60mm travel) smooths out the off-road bumps. **WHEELS** Alloy rims with cross-tread tires for extra traction. **COMPONENTS** Halfpipe MRX shifter and Shimano Altus 21-speed rear derailleur make it easy to adjust to the terrain. **COLOR** Boy's Blue/White

Mt. Track 220™

The kid-sized mountain bike that's made tough.



AGE RANGE: 9-12 YRS
24" WHEELS
 Standover height of 25.5" [65cm]
 Minimum pant inseam 27" [69cm]

FRAME: Trek MTB all-steel frame design. A real mountain bike, only smaller. **FORK:** RST suspension fork (50mm travel), handles the bumps off-road. **WHEELS:** Alloy rims with cross-tread tires for extra traction. **COMPONENTS:** Half-pipe MRX shifter and Shimano C-050 21-speed rear derailleur make changing gears smooth and easy. **COLORS:** Boy's Black/Red or Boy's Blue, Girl's Purple or Girl's Blue/Silver

Mt. Track 220™ | Boy's Blue



Mt. Track 220™ | Girl's Purple



Mt. Track 220™ | Girl's Blue/Silver



Mt. Track 60™ | Boy's Silver/Black



Mt. Track 60™

It's time to shift gears, boys and girls.

AGE RANGE: 7-9 YRS
20" WHEELS
 Standover height of 22.5" [57cm]
 Minimum pant inseam 24" [61cm]

FRAME Trek MTB all-steel frame design. A real mountain bike, only smaller. **FORK** RST suspension fork (50mm travel) handles the bumps off-road. **WHEELS** Alloy rims with cross-tread tires for extra traction. **COMPONENTS** Grip Shift MRX shifter and Shimano Tourney 6-speed rear derailleur for smooth and easy gear changes. **COLORS** Boy's Silver/Black; Girl's Silver

Mt. Track 60™ | Girl's Silver



Jet 20™ / Mystic 20™

AGE RANGE: 6-7 YRS
20" WHEELS
 Standover height of 21" [53cm]
 Minimum pant inseam 22" [56cm]

FRAME Trek Y-BMX design. A true BMX bike made smaller. **FORK** Trek BMX style, built tough. **WHEELS** Alloy rims with cross-tread tires for extra traction. **COMPONENTS** A kid-sized hand brake and standard coaster brake with pads, chainguard to safely build confidence. Boy's model includes moto fenders; girl's includes basket and tassels. **COLORS** Boy's Black/Silver or Boy's Blue; Girl's Pearl White/Pink or Girl's Blue

The true BMX bike for boys.

Jet 20™ | Boy's Black/Silver



Jet 20™ | Boy's Blue



Goodbye training wheels, hello fun.

Mystic 20™ | Girl's Pearl White/Blue



Mystic 20™ | Girl's Pink



Get out there and explore.

Jet 16" | Boy's Red



Jet 16™/Mystic 16™

AGE RANGE: 4-6 YRS
16" WHEELS

Standover height of 18" [46cm]
Minimum pant inseam 19" [48cm]

FRAME All-steel Y design. Kid-proof and fun to ride. **FORK** Trek BMX style, built tough. **WHEELS** Steel rims with cross-tread tires for traction on all terrain. **COMPONENTS** Full cover chainguard and pads to safely build confidence. Boy's model includes moto fenders; girl's includes basket and tassels. **COLORS** Boy's Red or Boy's Blue; Girl's Pink or Girl's Purple

For little riders who want to go far.

Mystic 16" | Girl's Purple



Jet 16" | Boy's Blue



Mystic 16" | Girl's Pink



Jet 12™/Mystic 12™

AGE RANGE: 3-4 YRS
12" WHEELS

Standover height of 15.5" [39cm]
Minimum pant inseam 17" [43cm]

FRAME All-steel Y design. Kid-proof and fun to ride. **FORK** Trek BMX style, built tough. **WHEELS** Steel rims with cross-tread tires for traction on all terrain. **COMPONENTS** Full cover chainguard and pads to safely build confidence. Boy's model includes moto fenders; girl's includes basket and tassels. **COLORS** Boy's Black; Girl's Pink

Get ready for your first "real" bike.

Jet 12" | Boy's Black



A first bike just for girls.

Mystic 12" | Girl's Pink



Grommet 12™ / Surfer Girl 12™

AGE RANGE: 3-4 YRS
12" WHEELS

Standover height of 15.5" [39cm]
Minimum pant inseam 17" [43cm]

FRAME Trek all-steel Beach Cruiser design. **FORK** Trek Beach Cruiser style, all steel. **WHEELS** Steel rims with fat balloon tires look and ride smooth. **COMPONENTS** Single-speed drivetrain. **COLORS** Boy's Ice Blue/Silver; Girl's Light Metallic Blue/Silver

Grommet 12" | Boy's Ice Blue/Silver



Surfer Girl 12" | Light Metallic Blue/Silver



PEDAL TRAILERS

SHARE THE FUN OF BIKING – AND HELP YOUR KIDS GET THE FEEL FOR WHAT IT'LL BE LIKE TO RIDE ON THEIR OWN. SOME OF OUR PEDAL TRAILERS EVEN SPORT GRIP-SHIFTERS SO KIDS CAN PEDAL SMOOTHLY ON THE UPS AND DOWNS.

Mt. Train 247™ PEDAL TRAILER

Seven-speed shifting fun for the little one.



FRAME All-steel pedal trailer with a rugged folding frame design. **WHEEL** 24" rear wheel with alloy rim and hub. **COMPONENTS** GripShift MRX Plus shifter and Shimano TY-22 7-speed rear derailleur, adjustable stem, crossbar handlebar, and safety flag. **COLOR** Silver/Metallic Black

Mt. Train 241™ PEDAL TRAILER

Ready? Set? Go enjoy a ride together.



FRAME All-steel pedal trailer with a rugged folding frame design. **WHEEL** 24" rear wheel with alloy rim and hub. **COMPONENTS** Single speed, adjustable stem, crossbar handlebar, and safety flag. **COLOR** Silver/Metallic Blue

Mt. Train 206™ PEDAL TRAILER

Smaller wheel and six-speed shifting.



FRAME All-steel pedal trailer with a rugged folding frame design. **WHEEL** 20" rear wheel with alloy rim and hub. **COMPONENTS** GripShift shifter with Shimano TY-22 6-speed rear derailleur, adjustable stem, crossbar handlebar, and safety flag. **COLORS** Silver/Ice Red or Silver/Metallic Pewter

Mt. Train 201™ PEDAL TRAILER

Now younger kids can pedal along with you.




FRAME All-steel pedal trailer with a rugged folding frame design. **WHEEL** 20" rear wheel with alloy rim and hub. **COMPONENTS** Single speed, adjustable stem, crossbar handlebar, and safety flag. **COLOR** Silver/Ice Blue, Silver/Red, or Silver/Yellow

TRAILERS

NOW YOU CAN RIDE FOR FITNESS AND FUN WITH YOUR LITTLE ONES. TREK TRAILERS HAVE THE FEATURES TO KEEP YOUR CHILDREN SAFE AND COMFORTABLE WHEN THEY'RE ALONG FOR THE RIDE. SOME TRAILERS CAN EVEN BE CONVERTED WITH AN ADDITIONAL KIT INTO A JOGGER OR STROLLER.

Transit Deluxe™

Top-of-the-line child trailer.



- Converts into a jogger or stroller with additional kits.
- Quick-release alloy wheels for added convenience.
 - Full wrap-around aluminum bash guard for added protection.
 - Carries one or two children (100 lb. capacity).

Rocket™

A lightweight, single-passenger trailer.



- Converts into a high-performance jogging trailer with kit.
- Equipped with a parking brake and quick-release front wheel.
- 75 lb. carrying capacity.

BMX

WHETHER YOU'RE CRUISING, PERFECTING NEW TRICKS, OR GOING VERTICAL, TREK BMX BIKES ARE BUILT TO TAKE A BEATING.

FREESTYLE

Designed to spin, grind, and stall all over your favorite landmarks or ramp park.

DIRT

Where BMX began – riding for speed and taking jumps in backyards, vacant lots, or tracks.



VERT 2™ FREESTYLE/AIR

The hardcore ramp and street rider.



FRAME Cro-Moly mainframe design. Trek Air geometry blends the best of vert and street bikes. **FORK** All Cro-Moly with 1-3/8" blades. **WHEELS** Tall alloy rims with freestyle tires for traction on all terrain. **COMPONENTS** Trek tubular Cro-Moly crank. Threadless stem system. Front and rear U-brakes. Trek steel pegs. **COLOR** Black

VERT 1™ FREESTYLE/AIR

Ready to get tricky? This bike is.



FRAME All steel design. Trek Air geometry blends the best of vert and street bikes. **FORK** Freestyle with 1-3/8" blades. **WHEELS** Alloy rims with freestyle tires for traction on all terrain. **COMPONENTS** Trek forged 3-piece crank. Threadless stem system. Front and rear U-brakes. Trek steel pegs. **COLORS** White or Blue



TR30™ DIRT

Quick-handling and fast, it's king of the dirt mountain.



FRAME Trek dirt design with a tough Cro-Moly mainframe. **FORK** Full Cro-Moly fork and superthick steer tube. **WHEELS** Tall alloy rims with square knobby dirt tires for traction on all terrain. **COMPONENTS** Trek tubular Cro-Moly crank takes the torque. Threadless stem system. Rear U-brake. Trek steel pegs. **COLOR** Flat Blue

TR20™ DIRT

It would eat dirt for breakfast, if it ate breakfast.



FRAME Trek dirt design with a tough Cro-Moly mainframe. **FORK** Oversized 1-3/8" Cro-Moly blades and superthick steer tube. **WHEELS** Alloy rims with square knobby dirt tires for traction on all terrain. **COMPONENTS** Trek forged 3-piece crank takes the torque. Threadless stem system. Rear U-brake. Trek steel pegs. **COLOR** White

TR10™ DIRT

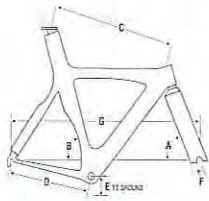
Handles like a racer with the toughness of a dirt bike.



FRAME Trek dirt design with an all-steel frame. Double-thick headtube and dropouts. **FORK** Oversized 1-3/8" all-steel blades and superthick steer tube. **WHEELS** Alloy rims with square knobby dirt tires for traction on all terrain. **COMPONENTS** 175mm forged steel crank. Threadless stem system. Rear U-brake and front calliper brake. Trek steel pegs. **COLORS** Blue or Black



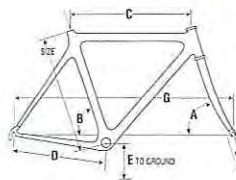
USPS Team Time Trial



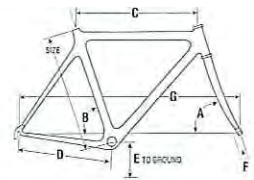
Top tube is measured from center of head tube top to center of seat rails at seat tube centerline.

FRAME SIZE	S 53-55cm	M 55-57cm	L 57-59cm
A HEAD ANGLE	72.0°	73.3°	73.9°
B SEAT ANGLE	73.6°	73.8°	73.7°
C EFF TOP TUBE	51.4 20.2	54.2 21.3	57.8 22.9
D CHAIN STAY	40.5 15.9	40.5 15.9	40.5 15.9
E BOTTOM BRACKET	26.9 10.6	26.6 10.5	26.6 10.5
F OFFSET	4.0 1.6	4.0 1.6	4.0 1.6
G WHEEL BASE	94.9 37.3	96.7 38.1	99.7 39.2
TRAIL	6.8 2.7	6.0 2.4	5.6 2.2
STAND OVER	76.8 30.2	76.8 30.2	76.8 30.2

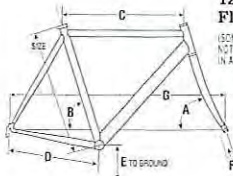
5900
5500
5200



FRAME SIZE	XS 50cm	S 52cm	M 54cm	M 56cm	L 58cm	XL 60cm	XL 62cm
A HEAD ANGLE	72.0°	72.5°	73.0°	73.8°	73.8°	74.0°	74.0°
B SEAT ANGLE	75.0°	75.0°	74.0°	73.5°	73.0°	73.0°	72.5°
C EFF TOP TUBE	52.5 20.7	53.1 20.9	54.6 21.5	56.2 22.1	57.2 22.5	58.2 22.9	59.2 23.3
D CHAIN STAY	40.8 15.1	40.8 15.1	41.0 15.1	41.0 15.1	41.2 15.2	41.2 15.2	41.2 15.2
E BOTTOM BRACKET	26.7 10.5	26.7 10.5	26.7 10.5	26.9 10.6	26.9 10.6	26.9 10.6	26.9 10.6
F OFFSET	4.5 1.8	4.5 1.8	4.5 1.8	4.5 1.8	4.5 1.8	4.5 1.8	4.5 1.8
G WHEEL BASE	97.9 38.5	99.1 38.6	99.5 38.8	99.6 39.2	99.6 39.2	100.4 39.5	100.8 39.7
TRAIL	6.2 2.4	5.9 2.3	5.6 2.2	5.5 2.2	5.1 2.0	5.0 2.0	5.0 2.0
STAND OVER	74.0 29.1	75.4 29.7	76.9 30.3	78.9 31.1	80.7 31.8	82.6 32.5	84.4 33.2



2300
2200
2000
1200
1200 Flatbar



(SOME MODELS NOT AVAILABLE IN ALL SIZES)

FRAME SIZE	XS 50cm	S 52cm	S 54cm	M 56cm	M 58cm	L 60cm	XL 63cm
A HEAD ANGLE	72.0°	72.5°	73.0°	73.8°	73.8°	74.0°	74.0°
B SEAT ANGLE	75.0°	75.0°	74.0°	73.5°	73.0°	73.0°	72.5°
C EFF TOP TUBE	52.1 20.5	52.6 20.7	54.4 21.4	56.0 22.1	57.1 22.5	58.1 22.9	60.1 23.7
D CHAIN STAY	41.7 16.4	41.7 16.4	41.7 16.4	41.7 16.4	41.7 16.4	41.7 16.4	41.7 16.4
E BOTTOM BRACKET	26.6 10.5	26.6 10.5	26.6 10.6	26.8 10.6	26.8 10.6	27.0 10.6	27.0 10.6
F OFFSET	4.5 1.8	4.5 1.8	4.5 1.8	4.5 1.8	4.5 1.8	4.5 1.8	4.5 1.8
G WHEEL BASE	98.9 38.9	98.9 38.9	99.3 39.1	99.4 39.1	99.9 39.3	100.6 39.6	102.1 40.2
TRAIL	6.2 2.4	5.9 2.3	5.6 2.2	5.5 2.2	5.5 2.2	5.0 2.0	5.0 2.0
STAND OVER	74.3 29.2	75.7 29.8	77.2 30.4	79.2 31.2	81.0 31.9	82.9 32.6	85.8 33.8

2300 WSD
2200 WSD
2000 WSD

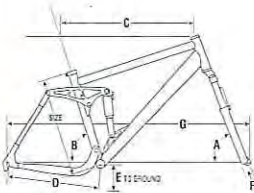
FRAME SIZE	WXS 43cm	WS 47cm	WM 51cm	WL 54cm	WL 56cm
A HEAD ANGLE	72.5°	72.5°	72.5°	72.5°	73.8°
B SEAT ANGLE	75.0°	75.0°	74.0°	74.0°	73.5°
C EFF TOP TUBE	45.5 19.1	49.7 19.6	50.6 19.9	52.7 20.7	56.0 22.1
D CHAIN STAY	41.2 16.2	41.2 16.2	41.2 16.2	41.7 16.4	41.7 16.4
E BOTTOM BRACKET	26.5 10.4	26.7 10.5	26.7 10.5	26.6 10.5	26.8 10.6
F OFFSET	3.8 1.5	3.8 1.5	3.8 1.5	4.5 1.8	4.5 1.8
G WHEEL BASE	95.2 37.5	95.6 37.6	95.5 37.6	99.0 39.0	99.4 39.1
TRAIL	5.9 2.3	5.9 2.3	5.9 2.3	5.8 2.3	5.4 2.1
STAND OVER	65.2 26.8	71.1 28.0	74.2 29.2	77.2 30.4	79.2 31.2

1000
1000 Flatbar

(SOME MODELS NOT AVAILABLE IN ALL SIZES)

FRAME SIZE	XS 43cm	XS 50cm	S 52cm	S 54cm	M 56cm	M 58cm	L 60cm	XL 63cm
A HEAD ANGLE	71.0°	71.5°	71.5°	72.5°	73.0°	73.0°	73.5°	74.0°
B SEAT ANGLE	75.0°	75.0°	75.0°	74.5°	73.8°	73.5°	73.5°	72.5°
C TOP TUBE	20.7 20.7	20.9 20.9	21.5 21.5	22.1 22.1	22.5 22.5	23.0 23.0	23.8 23.8	24.8 24.8
D CHAIN STAY	41.7 16.4	41.7 16.4	41.7 16.4	41.7 16.4	41.7 16.4	41.7 16.4	41.7 16.4	41.7 16.4
E BOTTOM BRACKET	26.6 10.5	26.6 10.5	26.6 10.5	26.6 10.6	26.8 10.6	26.8 10.6	26.8 10.6	26.8 10.6
F OFFSET	4.7 1.9	4.7 1.9	4.7 1.9	4.7 1.9	4.5 1.8	4.5 1.8	4.5 1.8	4.5 1.8
G WHEEL BASE	100.2 39.4	100.2 39.4	100.2 39.4	100.4 39.5	100.6 39.6	101.4 39.9	102.0 40.1	102.4 40.3
TRAIL	6.7 2.6	6.4 2.5	6.4 2.5	5.8 2.3	5.7 2.2	5.7 2.2	5.4 2.1	5.0 2.0
STAND OVER	69.6 27.4	74.0 29.1	75.5 29.7	77.0 30.3	79.0 31.1	80.8 31.8	82.7 32.6	85.6 33.7

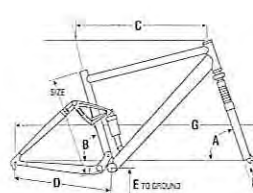
Liquid 30
Liquid 20
Liquid 10



Shown in long travel mode. The seat angle and bottom bracket geometries change when adjusted to shorter travel.

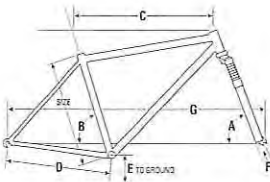
FRAME SIZE	S 16.5"	M 17.5"	L 19.5"	XL 21.5"
A HEAD ANGLE	68.5°	68.5°	68.5°	68.5°
B SEAT ANGLE	71.5°	71.5°	71.5°	71.5°
C EFF TOP TUBE	56.4 21.8	59.2 23.3	62.9 24.8	64.5 25.4
D CHAIN STAY	43.5 17.1	43.5 17.1	43.5 17.1	43.5 17.1
E BOTTOM BRACKET	33.9 13.4	33.9 13.4	33.9 13.4	33.9 13.4
F OFFSET	3.9 1.5	3.9 1.5	3.9 1.5	3.9 1.5
G WHEEL BASE	106.6 42.0	106.5 43.5	114.3 45.0	116.0 45.7
TRAIL	9.0 3.6	9.0 3.6	9.0 3.6	9.0 3.6
STAND OVER	74.1 29.2	77.7 30.6	81.4 32.0	85.3 33.6

Fuel 100
Fuel 98
Fuel 90 Disc
Fuel 90
Fuel 80



FRAME SIZE	S 16.5"	M 17.5"	L 19.5"	XL 21.5"
A HEAD ANGLE	71.0°	71.0°	71.0°	71.0°
B SEAT ANGLE	73.5°	73.5°	73.5°	73.5°
C EFF TOP TUBE	55.0 21.7	58.8 23.1	62.5 24.6	64.1 25.2
D CHAIN STAY	42.3 16.7	42.3 16.7	42.3 16.7	42.3 16.7
E BOTTOM BRACKET	31.2 12.3	31.2 12.3	31.2 12.3	31.2 12.3
F OFFSET	3.9 1.5	3.9 1.5	3.9 1.5	3.9 1.5
G WHEEL BASE	103.2 40.6	107.1 42.2	110.8 43.6	112.6 44.3
TRAIL	7.4 2.9	7.4 2.9	7.4 2.9	7.4 2.9
STAND OVER	71.3 28.1	75.0 29.5	79.0 31.1	83.1 32.7

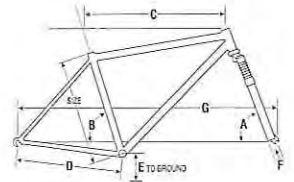
8500
8000
6700 Disc
6700



FRAME SIZE	S 16.5"	M 17.5"	L 19.5"	XL 21.5"
A HEAD ANGLE	71.0°	71.0°	71.0°	71.0°
B SEAT ANGLE	73.5°	73.0°	73.0°	72.5°
C EFF TOP TUBE	55.0 21.7	58.8 23.1	62.5 24.6	64.1 25.2
D CHAIN STAY	42.4 16.7	42.4 16.7	42.4 16.7	42.4 16.7
E BOTTOM BRACKET	29.7 11.7	29.7 11.7	29.7 11.7	30.0 11.9
F OFFSET	4.2 1.7	4.2 1.7	4.2 1.7	4.2 1.7
G WHEEL BASE	103.0 40.6	106.4 41.9	110.1 43.4	114.4 43.9
TRAIL	7.1 2.8	7.1 2.8	7.1 2.8	7.1 2.8
STAND OVER	70.6 27.8	74.2 29.2	78.0 30.7	82.1 32.3

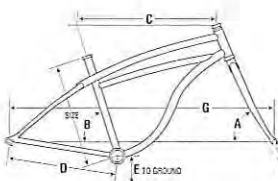
8000 WSD
6700 WSD
4900 WSD

FRAME SIZE	WXS 14"	WS 16"	WM 18"
A HEAD ANGLE	70.0°	70.0°	70.0°
B SEAT ANGLE	75.0°	74.0°	73.5°
C EFF TOP TUBE	51.8 20.4	53.2 21.0	56.3 22.2
D CHAIN STAY	42.4 16.7	42.4 16.7	42.4 16.7
E BOTTOM BRACKET	28.9 11.4	28.9 11.4	29.3 11.6
F OFFSET	4.2 1.6	4.2 1.6	4.2 1.6
G WHEEL BASE	101.8 40.1	102.3 40.3	105.1 41.4
TRAIL	7.8 3.1	7.8 3.1	7.8 3.1
STAND OVER	67.0 26.4	70.1 27.6	74.1 29.2

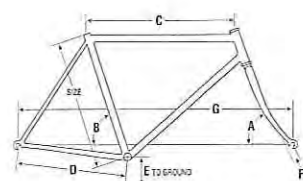


Clyde
Town & Country
Calypso
Woody
Cruiser Classic Springer
Cruiser Classic

(SOME MODELS NOT AVAILABLE IN ALL SIZES)

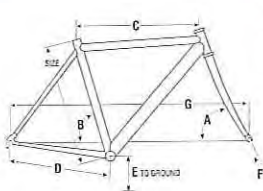


FRAME SIZE	M 20"	XS 17"
A HEAD ANGLE	69.5°	69.5°
B SEAT ANGLE	72.8°	72.8°
C EFF TOP TUBE	58.3 23.0	56.0 22.0
D CHAIN STAY	45.0 17.7	45.0 17.7
E BOTTOM BRACKET	27.5 10.8	27.5 10.8
F OFFSET	5.8 2.3	5.8 2.3
G WHEEL BASE	110.5 43.5	109.0 42.5
TRAIL	6.4 2.5	6.4 2.5
STAND OVER	68.3 26.9	52.6 20.7



5200 WSD

FRAME SIZE	WS	WM	WL	WL
	47cm	51cm	54cm	56cm
HEAD ANGLE	72.5°	72.5°	72.5°	73.8°
SEAT ANGLE	74.5°	74.5°	74.0°	73.5°
EFF TOP TUBE	49.8	50.5	52.8	55.1
CHAIN STAY	40.8	40.8	41.0	41.0
BOTTOM BRACKET	26.7	26.7	26.6	26.9
OFFSET	3.8	3.8	4.5	4.5
WHEEL BASE	94.5	95.4	97.3	99.6
TRAIL	5.9	5.9	5.9	5.5
STAND OVER	70.9	74.1	76.8	78.9

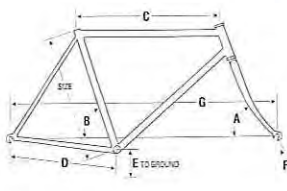


XO 1

FRAME SIZE	S	M	L	XL	XXL
	50cm	52cm	54cm	56cm	58cm
HEAD ANGLE	71.0°	71.0°	71.5°	72.0°	72.5°
SEAT ANGLE	74.5°	74.0°	73.5°	73.0°	73.0°
EFF TOP TUBE	51.5	52.5	54.0	55.5	56.5
CHAIN STAY	43.0	43.0	43.0	43.0	43.0
BOTTOM BRACKET	28.1	28.1	28.1	28.1	28.3
OFFSET	4.5	4.5	4.5	4.5	4.5
WHEEL BASE	99.9	100.4	100.9	101.4	102.1
TRAIL	7.4	7.4	7.1	6.8	6.5
STAND OVER	76.3	77.5	79.1	80.5	82.4

520

FRAME SIZE	S	M	M	L	XL
	17"	19"	21"	23"	25"
HEAD ANGLE	71.0°	71.0°	71.0°	72.0°	72.5°
SEAT ANGLE	74.0°	74.0°	73.5°	73.0°	72.0°
EFF TOP TUBE	54.0	54.5	55.5	56.6	59.0
CHAIN STAY	45.0	45.0	45.0	45.0	45.0
BOTTOM BRACKET	10.6	10.6	10.6	10.6	10.6
OFFSET	5.2	5.2	5.2	5.2	5.2
WHEEL BASE	104.4	104.6	105.4	105.2	106.2
TRAIL	6.4	6.4	6.4	5.8	5.5
STAND OVER	69.7	72.7	76.4	80.6	85.2



2200C
1200C
1000C

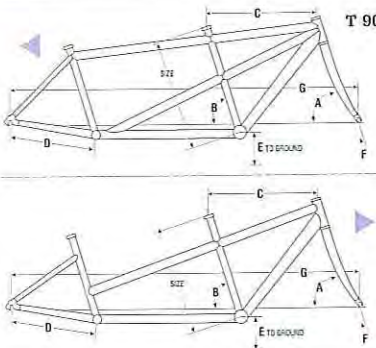
FRAME SIZE	XS	S	M	L
	50cm	54cm	58cm	63cm
HEAD ANGLE	71.0°	72.0°	73.0°	74.0°
SEAT ANGLE	75.0°	74.5°	73.5°	72.5°
TOP TUBE	52.4	54.0	56.5	59.0
CHAIN STAY	43.0	43.0	43.0	43.0
BOTTOM BRACKET	26.6	26.6	26.6	26.6
OFFSET	4.70	4.70	4.70	4.70
WHEEL BASE	101.6	101.8	102.3	102.5
TRAIL	6.6	6.6	6.6	6.6
STAND OVER	70.1	75.2	80.7	86.9

T 1000
T 2000

FRAME SIZE	S	M	L
	54/43-56cm	56/43-56cm	58/43-56cm
HEAD ANGLE	72.5°	73.0°	73.0°
SEAT ANGLE	73.5°/73.0°	73.0°/73.0°	72.5°/73.0°
EFF TOP TUBE*	55.0	56.5	57.5
CHAIN STAY	44.0	44.0	44.0
BOTTOM BRACKET	27.3	27.3	27.3
OFFSET	5.5	5.5	5.5
WHEEL BASE	114.4	115.4	116.2
TRAIL	5.1	4.8	4.8
STAND OVER	75.8/68.9	71.9/70.0	79.7/77.1

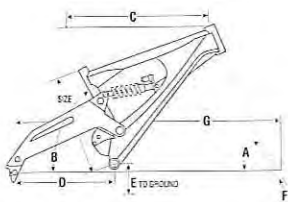
T 900

FRAME SIZE	M	L	XL
	18.5/14.5"		
HEAD ANGLE	73.0°		
SEAT ANGLE	72.5°		
TOP TUBE	57.7		
CHAIN STAY	43.5		
BOTTOM BRACKET	28.7		
OFFSET	5.5		
WHEEL BASE	117.1		
TRAIL	4.4		
STAND OVER	76.1		



Fuel 90 WSD

FRAME SIZE	WS	WM	WL
	14"	16"	18"
HEAD ANGLE	70.0°	70.0°	70.0°
SEAT ANGLE	73.5°	73.5°	73.5°
EFF TOP TUBE	52.8	53.2	56.3
CHAIN STAY	42.3	42.3	42.3
BOTTOM BRACKET	31.2	31.2	31.2
OFFSET	3.9	3.9	3.9
WHEEL BASE	101.8	102.3	105.3
TRAIL	8.1	8.1	8.1
STAND OVER	68.5	71.7	75.5

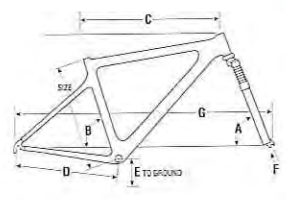


Diesel Freeride

FRAME SIZE	S/M	M/L
	14"	16"
HEAD ANGLE	67.0°	67.0°
SEAT ANGLE	73.8°	72.4°
TOP TUBE	59.7	62.3
CHAIN STAY	47.0	43.2
BOTTOM BRACKET	29.9	29.9
OFFSET	4.2	4.2
WHEEL BASE	111.4	113.9
TRAIL	9.6	9.6
STAND OVER	30.2	31.3

Elite 9.8

FRAME SIZE	M	L	XL
	17.5"	19.5"	21.5"
HEAD ANGLE	71.0°	71.0°	71.0°
SEAT ANGLE	73.0°	73.0°	72.5°
EFF TOP TUBE	58.6	62.5	64.1
CHAIN STAY	42.4	42.4	42.4
BOTTOM BRACKET	11.7	11.7	11.7
OFFSET	4.2	4.2	4.2
WHEEL BASE	105.4	110.2	111.3
TRAIL	7.1	7.1	7.1
STAND OVER	74.4	78.2	82.1



4900
4500
4300 Disc
4300
4100

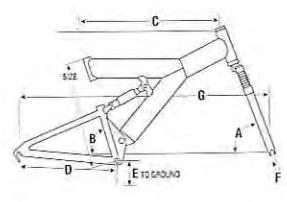
FRAME SIZE	XS	S	M	M	L	XL	WS
	13"	15.5"	17.5"	19.5"	21.5"	24"	17.5"
HEAD ANGLE	70.0°	70.5°	70.5°	70.5°	71.0°	71.0°	70.5°
SEAT ANGLE	73.0°	73.0°	73.0°	72.5°	72.5°	72.0°	73.0°
EFF TOP TUBE	59.5	59.5	59.5	59.5	60.5	62.0	56.5
CHAIN STAY	43.0	43.0	43.0	43.0	43.0	43.0	43.0
BOTTOM BRACKET	26.8	29.1	29.3	29.3	29.3	29.3	29.3
OFFSET	3.8	3.8	3.8	3.8	3.8	3.8	3.8
WHEEL BASE	100.9	103.6	104.7	105.3	107.6	107.7	104.7
TRAIL	8.2	7.9	7.9	7.9	7.6	7.6	7.9
STAND OVER	69.5	70.1	74.2	77.9	81.9	87.2	59.4

820
800

FRAME SIZE	XS	S	M	M	L	WS	WM
	13"	15.5"	17.5"	19.5"	21.5"	13"	17.5"
HEAD ANGLE	70.0°	70.5°	70.5°	70.5°	71.0°	70.0°	70.5°
SEAT ANGLE	74.0°	73.5°	73.0°	73.0°	72.5°	74.0°	73.0°
EFF TOP TUBE	52.8	54.5	55.5	56.5	57.5	52.5	54.6
CHAIN STAY	43.5	43.5	43.5	43.5	43.5	43.5	43.5
BOTTOM BRACKET	28.8	29.1	29.1	29.3	29.3	28.8	28.3
OFFSET	3.8	3.8	3.8	3.8	3.8	3.8	3.8
WHEEL BASE	102.6	103.4	103.9	105.1	105.2	102.2	102.8
TRAIL	8.2	7.9	7.9	7.9	7.6	8.2	7.9
STAND OVER	65.8	69.9	73.1	76.9	81.3	59.9	60.0

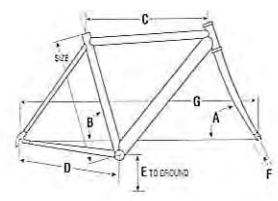
Y 26

FRAME SIZE	S	M	L
	16"	17.5"	19"
HEAD ANGLE	71.0°	71.0°	71.0°
SEAT ANGLE	74.0°	73.0°	72.0°
EFF TOP TUBE	56.4	61.2	64.4
CHAIN STAY	42.5	42.5	42.5
BOTTOM BRACKET	30.2	30.2	30.2
OFFSET	4.2	4.2	4.2
WHEEL BASE	104.7	105.7	105.9
TRAIL	7.1	7.1	7.1
STAND OVER	71.0	74.0	73.9



Navigator 600
Navigator 500
Navigator 400
Navigator 300
Navigator 200
Navigator 100

FRAME SIZE	M	L	XL	XXL	WM	WL	TRAIL
	14.5"	16.5"	18.5"	20"	14.5"	16.5"	16.5"
HEAD ANGLE	70.5°	70.5°	70.5°	70.5°	70.5°	70.5°	70.5°
SEAT ANGLE	72.5°	72.5°	72.5°	72.5°	72.5°	72.5°	72.5°
EFF TOP TUBE	53.0	55.0	57.5	59.5	53.0	55.0	57.5
CHAIN STAY	43.5	43.5	43.5	43.5	43.5	43.5	43.5
BOTTOM BRACKET	26.7	26.7	26.7	26.7	26.7	26.7	26.7
OFFSET	4.0	4.0	4.0	4.0	4.0	4.0	4.0
WHEEL BASE	101.1	103.2	105.9	109.0	101.1	103.2	105.9
TRAIL	7.7	7.7	7.7	7.7	7.7	7.7	7.7
STAND OVER	65.9	69.5	73.9	77.0	58.8	58.9	59.5



7700
7500
7300
7200
7100
7700 FX
7500 FX

FRAME SIZE	XS	S	M	L	XL	WS	WM
	13"	15"	17.5"	20"	22.5"	25"	20"
HEAD ANGLE	70.0°	70.0°	70.5°	70.5°	71.5°	71.5°	70.0°
SEAT ANGLE	74.5°	74.0°	74.0°	73.0°	73.0°	72.5°	74.0°
EFF TOP TUBE	53.8	54.4	56.0	56.5	58.1	59.2	54.3
CHAIN STAY	44.5	44.5	44.5	44.5	44.5	44.5	44.5
BOTTOM BRACKET	11.1	11.1	11.1	11.1	11.1	11.1	11.1
OFFSET	5.0	5.0	5.0	5.0	5.0	5.0	5.0
WHEEL BASE	105.5	105.6	105.6	105.2	105.9	105.6	105.6
TRAIL	7.4	7.4	7.1	7.1	6.4	6.4	7.1
STAND OVER	65.4	69.0	73.2	77.4	82.2	86.4	60.3

Road

PERFORMANCE

	P13	P14	P15	P15	P16	P16	P17	P17	P17	P18
	USPS Team TT	5900	5500	5200	5200 WSD	2300	2300 WSD	2200	2200 WSD	2000
SIZES	(S) 53-55cm, (M) 55-57cm, (L) 57-59cm	(XS) 50cm, (S) 52cm, (M) 54cm, (L) 56cm, (XL) 62cm	(XS) 50cm, (S) 52cm, (M) 54cm, (L) 60cm, (XL) 62cm	(XS) 50cm, (S) 52cm, (M) 54cm, (L) 60cm, (XL) 62cm	(WS) 47cm, (WM) 51cm, (WL) 54cm, (WL) 56cm	(XS) 50cm, (S) 52cm, (M) 54cm, (L) 56cm, (XL) 63cm	(WXS) 43cm, (WS) 47cm, (WM) 51cm, (WL) 54cm, (WL) 56cm	(XS) 50cm, (S) 52cm, (M) 54cm, (L) 60cm	(WXS) 43cm, (WS) 47cm, (WM) 51cm, (WL) 54cm, (WL) 56cm	(S) 52cm, (S) 54cm, (M) 56cm, (L) 60cm, (XL) 63cm
COLORS	Gloss Black/Argent Silver (USPS Team)	Titanite Black/Bright Silver (USPS Team)	Pearl Red. Frameset available in Blue Dusk/Bright Silver (USPS Team)	Blue Dusk/Bright Silver (USPS Team) or Black Pearl Carbon	Black Pearl Carbon	Blue Dusk/Bright Silver (USPS Team)	Cumulus Blue	Titanite Black	Pearl White	Bright Silver
FRAMESET	OCV HC Carbon. The lightest, strongest frame material in the world. Proven by the USPS team in the Tour de France. OCV Carbon plus stiff Honeycomb Nomex between carbon layers. Race-proven, wind tunnel-tested, 1" head tube. Aero downtube, steeper seat tube and flared chainstays for a powerful, aerodynamic position. Handmade in the USA.	OCV 110 Carbon. The lightest, fastest production frame ever made. Proven by the USPS team in the Tour de France. Optimum Compaction Low Void carbon. 70 grams of carbon fiber per square meter of OCV creates this ultralight frame. 1-1/8" head tube. Trek Pro Race geometry. Handmade in the USA.	OCV 120 Carbon. The lightest, strongest frame material in the world. Proven by the USPS team in the Tour de France. 100 grams lighter than the 1999 Tour winner. Optimum Compaction Low Void carbon. 120 grams of carbon fiber per square meter of OCV material. 1-1/8" head tube. Trek Pro Race geometry. Handmade in the USA.	OCV 120 Carbon. The lightest, strongest frame material in the world. Proven by the USPS team in the Tour de France. 100 grams lighter than the 1999 Tour winner. Optimum Compaction Low Void carbon. 120 grams of carbon fiber per square meter of OCV material. 1-1/8" head tube. Trek Pro Race geometry. Handmade in the USA.	OCV 120 Carbon. Women's Specific Design. The lightest, strongest frame material in the world. Proven by the USPS team in the Tour de France. Optimum Compaction Low Void carbon. 120 grams of carbon fiber per square meter of OCV material. 1-1/8" head tube. WSD geometry. Handmade in the USA.	ZR 9000 Alloy. Double butted, large diameter, thin wall, seamless drawn tubing. Custom butted 1-1/8" head tube. T-Back seat stay. Stiff, powerful elliptical chainstays. Cold forged replaceable derailleur hanger. Trek Pro Race geometry. Handmade in the USA.	ZR 9000 Alloy. Women's Specific Design. Double butted, large diameter, thin wall, seamless drawn tubing. Custom butted 1-1/8" head tube. T-Back seat stay. Stiff, powerful elliptical chainstays. Cold forged replaceable derailleur hanger. WSD geometry. Handmade in the USA.	Alpha SL Aluminum. Super Light aluminum. Double butted, seamless drawn round tubing. Custom butted 1-1/8" head tube. Stiff, powerful elliptical chainstays. Cold forged replaceable derailleur hanger. Trek Pro geometry. Handmade in the USA.	Alpha SL Aluminum. Women's Specific Design. Super Light aluminum. Double butted, seamless drawn round tubing. Custom butted head tube. Stiff, powerful elliptical chainstays. Cold forged replaceable derailleur hanger. WSD geometry. Handmade in the USA.	Alpha SL Aluminum. Super Light aluminum. Double butted, seamless drawn round tubing. Custom butted 1-1/8" head tube. Stiff, powerful elliptical chainstays. Cold forged replaceable derailleur hanger. Trek Pro geometry. Handmade in the USA.
FORK	Time Chrono 1"	Bontrager Race X Lite, OCV 110 Carbon, 1-1/8" aluminum steerer tube, aluminum crown	Bontrager Race Lite, OCV 110 Carbon, 1-1/8" aluminum steerer tube, aluminum crown	Bontrager Race Lite, OCV 110 Carbon, 1-1/8" aluminum steerer tube, aluminum crown	Bontrager Race, OCV Carbon, 1-1/8" aluminum steerer tube, aluminum crown	Bontrager Race Lite, OCV 110 Carbon, 1-1/8" aluminum steerer tube, aluminum crown	Bontrager Race, OCV Carbon, 1-1/8" aluminum steerer tube, aluminum crown	Bontrager Race, OCV Carbon, 1-1/8" aluminum steerer tube, aluminum crown	Bontrager Race, OCV Carbon, 1-1/8" aluminum steerer tube, aluminum crown	Bontrager Race, OCV Carbon, 1-1/8" aluminum steerer tube, aluminum crown
REAR SHOCK										
WHEELS	Bontrager Race X Lite Aero. Exceptionally aerodynamic wheelset; 30mm alloy rims, welded for strength and machined for smooth braking. Fully serviceable. Swiss-made hubs; Bladed spokes; Race X Lite Titanium skewers; 770 g, 16h front/930 g, 16h rear	Bontrager Race X Lite: Supreme all-around racing wheelset; 23mm semi-deep front rim provides excellent aero; 21mm rear rim w/OSB improves lateral rigidity, prolongs wheel life; Fully serviceable Swiss-made rear hub w/cartridge and needle bearings; Cro-Moly skewers; Stiff, 14G bladed spokes; 740 g, 20h front/1020 g, 24h rear	Bontrager Race Lite: 23mm semi-deep front rim provides excellent aero; 21mm rear rim w/OSB improves lateral rigidity, prolongs wheel life; Fully serviceable Swiss-made rear hub w/cartridge and needle bearings; Cro-Moly skewers; Stiff, 14G bladed spokes; 740 g, 20h front/1020 g, 24h rear	Bontrager Race Lite: 23mm semi-deep front rim provides excellent aero; 21mm rear rim w/OSB improves lateral rigidity, prolongs wheel life; Fully serviceable Swiss-made rear hub w/cartridge and needle bearings; Cro-Moly skewers; Stiff, 14G bladed spokes; 740 g, 20h front/1020 g, 24h rear	Bontrager Race Lite: 23mm semi-deep front rim provides excellent aero; 21mm rear rim w/OSB improves lateral rigidity, prolongs wheel life; Fully serviceable Swiss-made rear hub w/cartridge and needle bearings; Cro-Moly skewers; Stiff, 14G bladed spokes; 740 g, 20h front/1020 g, 24h rear	Bontrager Race Lite: 23mm semi-deep front rim provides excellent aero; 21mm rear rim w/OSB improves lateral rigidity, prolongs wheel life; Fully serviceable Swiss-made rear hub w/cartridge and needle bearings; Cro-Moly skewers; Stiff, 14G bladed spokes; 740 g, 20h front/1020 g, 24h rear	Bontrager Race Lite: 23mm semi-deep front rim provides excellent aero; 21mm rear rim w/OSB improves lateral rigidity, prolongs wheel life; Fully serviceable Swiss-made rear hub w/cartridge and needle bearings; Cro-Moly skewers; Stiff, 14G bladed spokes; 740 g, 20h front/1020 g, 24h rear	Bontrager Select: Paired Spoke Technology™. Torque sharing super-stiff rear hub; Semi-deep front rim is aero yet forgiving; Rear rim w/OSB improves lateral rigidity, prolongs wheel life; Double butted 14/15 DT spokes; Cro-Moly skewers; 835 g, 20h front/1020 g, 24h rear	Bontrager Select: Paired Spoke Technology™. Torque sharing super-stiff rear hub; Semi-deep front rim is aero yet forgiving; Rear rim w/OSB improves lateral rigidity, prolongs wheel life; Double butted 14/15 DT spokes; Cro-Moly skewers; 835 g, 20h front/1020 g, 24h rear	Matrix Aurora, welded, machined sidewall rims; Shimano Tiagra, 32h hubs; 14G stainless spokes
TIRES	Bontrager Race X Lite, folding, 700x23c	Bontrager Race X Lite, folding, 700x23c	Bontrager Race X Lite, folding, 700x23c	Bontrager Race X Lite, folding, 700x23c	Bontrager Race X Lite, folding, 700x23c	Bontrager Race X Lite, folding, 700x23c	Bontrager Race X Lite, folding, 650/700x23c	Bontrager Race Lite, 700x25c	Bontrager Race Lite, 650/700x25c	Bontrager Select, 700x25c
SADDLE	Selle San Marco Era Luxe, Cro-Moly rails	Selle San Marco Aspiro Team, titanium rails	Selle San Marco Era Luxe, Cro-Moly rails	Selle San Marco Era Luxe, Cro-Moly rails	Bontrager FS 2000 WSD, Cro-Moly rails, leather/gel	Selle San Marco Era Luxe, Cro-Moly rails	Bontrager FS 2000 WSD, Cro-Moly rails, leather/gel	Trek CR2+ Road, Cro-Moly rails	Bontrager FS 2000 WSD, Cro-Moly rails	Trek CR2+ Road
SEATPOST	Thomson Elite custom	Thomson Elite	Bontrager Race	Bontrager Race	Bontrager Race	Bontrager Race	Bontrager Race	Bontrager Race	Bontrager Race	Alloy micro-adjust
HANDLEBARS	Bontrager Race, bullhorn	Bontrager Race Lite	Bontrager Race	Bontrager Race	Bontrager Race	Bontrager Race	Bontrager Race	Bontrager Race	Bontrager Race	Alloy road w/ergo bend
STEM	Bontrager Race, 7"	Bontrager Race Lite, 7"	Bontrager Race, 7"	Bontrager Race, 7"	Bontrager Race, 7"	Bontrager Race, 7"	Bontrager Race, 7"	Bontrager Race, 7"	Bontrager Race, 7"	Alloy AHS, 11"
HEADSET	Cane Creek C-1 1" AHS	AHS Superlight Bearing system	Cane Creek S-2 1-1/8" AHS	Cane Creek S-2 1-1/8" AHS	Cane Creek S-2 1-1/8" AHS	Cane Creek IS 1-1/8" AHS	Cane Creek IS 1-1/8" AHS	Cane Creek C-1 1-1/8" AHS	Cane Creek C-1 1-1/8" AHS	AHS 1-1/8" semi cartridge, sealed
SHIFTERS	Shimano Dura-Ace, bar end control	Shimano Dura-Ace	Shimano Dura-Ace	Shimano Ultegra STI	Shimano "reach adjustable" Ultegra STI	Shimano Ultegra STI	Shimano "reach adjustable" Ultegra STI	Shimano Ultegra STI	Shimano "reach adjustable" Ultegra STI	Shimano 105
FRONT DERAILLEUR	Shimano Ultegra	Shimano Dura-Ace	Shimano Dura-Ace	Shimano Ultegra	Shimano Ultegra	Shimano Ultegra	Shimano Ultegra	Shimano 105	Shimano 105	Shimano Tiagra
REAR DERAILLEUR	Shimano Ultegra	Shimano Dura-Ace	Shimano Dura-Ace	Shimano Ultegra	Shimano Ultegra	Shimano Ultegra	Shimano Ultegra GS	Shimano Ultegra	Shimano Ultegra	Shimano 105
CRANKSET	Shimano Ultegra 53/39	Shimano Dura-Ace 53/39	Shimano Dura-Ace 53/39 or 53/39/30	Shimano Ultegra 53/39 or 52/42/30	Shimano Ultegra 52/42/30	Shimano Ultegra 53/39 or 52/42/30	Shimano Ultegra 52/42/30	Shimano Ultegra 53/39 or 52/42/30	Shimano Ultegra 52/42/30	Shimano 105 52/42/30
CASSETTE	Shimano Ultegra 11-21, 9spd	Shimano Dura-Ace 12-23, 9spd	Shimano Dura-Ace 12-23, 9spd	Shimano Ultegra 12-25, 9spd	Shimano Ultegra 12-25, 9spd	Shimano Ultegra 12-25, 9spd	Shimano Ultegra 2-25, 9spd	Shimano HG-70 12-25, 9spd	Shimano HG-70 12-25, 9spd	Shimano HG-50 12-25, 9spd
BRAKESET	Shimano Ultegra w/Dura-Compe 28T Aero levers	Shimano Dura-Ace w/Shimano Dura-Ace levers	Shimano Dura-Ace w/Shimano Dura-Ace levers	Shimano Ultegra w/Shimano Ultegra STI levers	Shimano Ultegra w/Shimano "reach adjustable" Ultegra STI levers	Shimano Ultegra w/Shimano Ultegra STI levers	Shimano Ultegra w/Shimano "reach adjustable" Ultegra STI levers	Shimano 105 w/Shimano Ultegra STI levers	Shimano 105 w/Shimano "reach adjustable" Ultegra STI levers	Alloy dual pivot w/ Shimano 105 STI levers
PEDALS								Shimano M515, clipless	Shimano M515, clipless	Shimano M515, clipless
EXTRAS	Profile clip-on bars									

European Central Office Bikeurope B.V. Tel: 31 33 45 09 060 Fax: 31 33 45 64 825 **Austria** Fahrradhandel Gesellschaft mbH Tel: (43) 524 272 440 Fax: (43) 524 272 440 90
Germany Trek Bicycle GmbH Tel: 49 6103 50700 Fax: 49 6103 74741 **Japan** Trek Japan Corporation Tel: (81) 78 413 6606 Fax: (81) 78 413 6607 **Netherlands** Bikeurope B.V. Tel: (31) 33 45 09 040 Fax: (31) 33 45 65 383 **Spain** Trek Bicycle S.L. Tel: (34) 91 654 9011 Fax: (34) 91 654 6819 **Switzerland** Trek Fahrrad AG Tel: (41) 1 735 8585 Fax: (41) 1 735 8575 **United Kingdom** Trek Bicycle Corporation Ltd. Tel: (44) 1908 282 626 Fax: (44) 1908 285 006 **TREK DISTRIBUTORS** **Aruba** Tri-Bike Aruba Tel: 2978 52734 Fax: 2978 50609 **Australia** Trek Bicycle Australia Tel: 61 29 299 7444

2000 WSD	ROAD COMFORT			CYCLOCROSS			LOADED TOURING		TANDEM		
	P19 1200/ 1200 Flat Bar	P19 1000/ 1000 Flat Bar	P20 2200C	P20 1200C	P21 1000C	P21 XO 1	P21 520	P22 T 2000	P23 T 1000	P23 T 900	
(XS) 43cm, (WS) 47cm, (M) 51cm, (XL) 54cm, (WL) 56cm	(XS) 50cm, (S) 52cm, (S) 54cm, (M) 56cm, (M) 58cm, (L) 60cm*	(XS) 43cm, (XS) 50cm, (S) 52cm, (S) 54cm, (M) 56cm, (M) 58cm, (L) 60cm, (XL) 63cm*	(XS) 50cm, (S) 54cm, (M) 58cm, (L) 63cm	(XS) 50cm, (S) 54cm, (M) 58cm, (L) 63cm	(XS) 50cm, (S) 54cm, (M) 58cm, (L) 63cm	(S) 50cm, (M) 52cm, (L) 54cm, (XL) 56cm, (XXL) 58cm	(S) 17", (M) 19", (M) 21", (L) 23", (XL) 25"	(S) 54/43-56cm, (M) 56/43-56cm, (L) 58/43-56cm	(S) 54/43-56cm, (M) 56/43-56cm, (L) 58/43-56cm	18.5"/14.5"	
Coastal Blue	Baja Blue	Starry Night Black or Candy Red/Pearl White (Flatbar available only in Starry Night Black)	Coastal Blue	Bright Silver	Baja Blue	Starry Night Black	Rainforest Green	Coastal Blue	Starry Night Black	Midnight Blue	
Alpha SL Aluminum. Women's Specific Design. Super Light aluminum. Double butted, seamless drawn round tubing. Custom butted 1-1/8" head tube. Stiff, powerful elliptical chainstays. Cold forged replaceable derailleur hanger. WSD geometry. Handmade in the USA.	Alpha SL Aluminum. Super Light aluminum. Double butted, seamless drawn round tubing. Custom butted 1-1/8" head tube. Stiff, powerful elliptical chainstays. Cold forged replaceable derailleur hanger. Handmade in the USA.	Alpha Aluminum. Seamless drawn round tubing. Custom butted 1-1/8" head tube. Stiff, powerful elliptical chainstays. Cold forged replaceable derailleur hanger. Trek Pro geometry.	Alpha Aluminum. Seamless drawn round tubing. Custom butted 1-1/8" head tube. Stiff, powerful elliptical chainstays. Cold forged replaceable derailleur hanger. Trek Road Comfort geometry.	Alpha Aluminum. Seamless drawn round tubing. Custom butted 1-1/8" head tube. Stiff, powerful elliptical chainstays. Cold forged replaceable derailleur hanger. Trek Road Comfort geometry.	Alpha Aluminum. Seamless drawn round tubing. Custom butted 1-1/8" head tube. Stiff, powerful elliptical chainstays. Cold forged replaceable derailleur hanger. Trek Road Comfort geometry.	Alpha SL Aluminum. Super Light aluminum. Cross Specific Frame. Double butted, seamless drawn round tubing. Custom butted 1-1/8" head tube. Stiff elliptical chainstays. Rack mounts on stays. Cold forged replaceable derailleur hanger. Trek Pro Cross geometry. Handmade in the USA.	Trek Cro-Moly. High grade Trek engineered double butted Cro-Moly steel. Excellent shock absorption. Handmade in the USA.	ZR 9000 Alloy. Double butted, large diameter, thin-wall, seamless drawn tubing. Custom butted 1-1/8" head tube. Stiffness tuned boom tube, large radius chainstays, cold forged replaceable derailleur hanger, multi-brake compatibility. Trek Sport Touring geometry. Handmade in the USA.	ZR 9000 Alloy. Double butted, large diameter, thin-wall, seamless drawn tubing. Custom butted 1-1/8" head tube. Stiffness tuned boom tube, large radius chainstays, cold forged replaceable derailleur hanger, multi-brake compatibility. Trek Sport Touring geometry. Handmade in the USA.	Alpha Aluminum. Oversized power tubes. Wishbone monostay. Accessory Port.	
Bontrager Race, OCLV Carbon, 1-1/8" aluminum steerer tube, aluminum crown	Bontrager Race, OCLV Carbon, 1-1/8" aluminum steerer tube, aluminum crown	Alloy w/alloy steerer	Bontrager Race, OCLV Carbon, 1-1/8" aluminum steerer tube, aluminum crown	Bontrager Race, OCLV Carbon, 1-1/8" aluminum steerer tube, aluminum crown	Alloy w/alloy steerer	Alloy Cross Specific w/alloy steerer	Trek triple butted Cro-Moly	Trek triple butted Cro-Moly	Trek triple butted Cro-Moly	Trek triple butted Cro-Moly	
Matrix Aurora, welded, machined sidewall rims; Shimano Tiagra, 32h hubs; 14G stainless spokes	Matrix Aurora, welded, machined sidewall rims; alloy quick release hubs; 14G stainless spokes	Alex AT450 w/stainless steel eyelet rims; alloy hubs; 15G stainless, black spokes	Bontrager Select: Paired Spoke Technology™, Torque sharing super-stiff rear hub; Semi-deep front rim is aero yet forgiving; Rear rim w/OSS improves lateral rigidity, prolongs wheel life; Double butted 14/15 DT spokes; Cro-Moly skewers; 635 g, 20h front/1020 g, 24h rear	Matrix Aurora, welded, machined sidewall rims; alloy quick release hubs; 14G stainless spokes	Alex AT450 rims w/stainless steel eyelets; alloy hubs; 15G stainless, black spokes	Matrix Aurora, welded, machined sidewall rims; alloy quick release hubs; 14G stainless spokes	Bontrager Fairlane rims; Shimano Deore LX hubs; 14G stainless spokes	Bontrager Race Lite Tandem wheelsset; Bontrager Race X Lite Tandem hubs; 14G bladed spokes	Bontrager Clyde rims; Shimano Deore XT Tandem, 48h hubs; 14G stainless spokes	Alex TA19, 40 hole rims w/stainless steel eyelets; alloy hubs; 14G stainless, black spokes	
Bontrager Select, 650/700x25c	Bontrager Select, 700x25c	Bontrager Select, 700x25c	Bontrager Select K, 700x28c	Bontrager Select K, 700x28c	Bontrager Select, 700x28c	Bontrager Jones CX, 700x32c, 1271pi	Bontrager Select, 700x35c	Continental Ultra 3000, Kevlar bead, 700x28c	IRC Duro Tour, 700x35c	Bontrager Comfort K, 26x195*	
Bontrager FS 2000 WSD	Trek CRZ+ Road	Trek CRZ+ Road	Trek CRZ+	Trek CRZ+	Trek CRZ+	Bontrager FS 2000	Trek CRZ+ Road	Bontrager FS 2000/2000 WSD, Cro-Moly rails, leather	Bontrager FS 2000/2000 WSD	Trek Webspring/elastomer comfort w/flashing light	
Alloy micro-adjust	Alloy micro-adjust	Alloy micro-adjust	Alloy suspension	Alloy suspension	Alloy suspension	Bontrager Sport	Bontrager Sport	Bontrager Select/Susp.	Bontrager Select/Susp.	Alloy/Suspension	
Alloy road w/ergo bend	Alloy road w/ergo bend or Bontrager Select	Alloy road w/ergo bend or Bontrager Cruiser	Bontrager Comfort road	Bontrager Comfort road	Bontrager Comfort road	Bontrager Race	Bontrager Select	Bontrager Race Lite/CX Race	Bontrager Select	50mm rise front, 80mm rise rear	
Alloy AHS, 17"	Alloy AHS, 17" or Bontrager Sport, 15"	Alloy AHS, 10"	Alloy AHS, adjustable rise	Alloy AHS, adjustable rise	Alloy AHS, adjustable rise	Bontrager Sport, 15"	Bontrager Race, 7"	Bontrager Race Lite/Alloy Tandem Stoker	Bontrager Sport/Alloy Stoker	Alloy AHS, adjustable rise	
AHS 1-1/8" semi cartridge, sealed	AHS 1-1/8" semi cartridge, sealed	AHS 1-1/8", sealed	Cane Creek C-1 1-1/8" AHS	AHS 1-1/8" semi cartridge, sealed	AHS 1-1/8" semi cartridge, sealed	AHS 1-1/8" semi cartridge, sealed	Cane Creek C-1 1-1/8" AHS	Cane Creek S-6 1-1/8" AHS	AHS 1-1/8" alloy cups, semi cartridge, sealed	AHS 1-1/8" semi cartridge, sealed	
Shimano 105	Shimano Tiagra or R440 Rapid-fire	Shimano Sora STI or Shimano 220	Shimano Ultegra STI	Shimano Tiagra	Shimano Sora STI	Shimano Sora	Shimano Dura-Ace, bar end control	Shimano Ultegra STI	Shimano SL R440, 9spd	SRAM MRX Plus	
Shimano Tiagra	Shimano Tiagra or Shimano R443	Shimano Sora or Shimano 2203	Shimano 105	Shimano Tiagra	Shimano Sora	Shimano Sora	Shimano 105	Shimano Ultegra	Shimano Tiagra	Shimano 1301	
Shimano 105	Shimano Tiagra	Shimano Sora	Shimano Ultegra	Shimano Tiagra	Shimano Sora	Shimano Sora	Shimano Deore LX	Shimano XTR	Shimano Deore XT	Shimano Deore	
Shimano 105 52/42/30	Shimano Tiagra 52/42/30	Suntour Superbe 52/42/30	Shimano Ultegra 53/39	Shimano Tiagra 52/42/30	Suntour Superbe 52/42/30	Shimano Sora 52/42/30	Shimano 105 52/42/30	Shimano Ultegra Tandem	Shimano 105 Tandem 53/42/30	TruVativ 48/38/28 w/chainguard	
Shimano HG-50 12-25, 9spd	Shimano HG-50 12-25, 9spd	SRAM 5.0 11-28, 8spd	Shimano HG-70 12-25, 9spd	Shimano HG-50 12-25, 9spd	Shimano HG-50 12-25, 8spd	Shimano HG-70 11-34, 9spd	SRAM 7.0 11-32, 9spd	Shimano HG-70 11-34, 9spd	Shimano HG-70 11-34, 9spd	SRAM 5.0 11-32, 8spd	
Alloy dual pivot w/ Shimano 105 STI levers	Alloy dual pivot w/ Shimano Tiagra or Shimano R440 levers	Alloy dual pivot w/ Shimano Sora or Shimano 220 levers	Shimano 105 w/Shimano Ultegra STI and bar top levers	Alloy dual pivot w/Shimano Tiagra and bar top levers	Alloy dual pivot w/Shimano Sora and bar top levers	Avid Shorty 4 w/ Shimano Sora levers	Avid S05 linear pull w/Dia-Compe 287 Aero levers	Avid Shorty 6 w/Shimano Ultegra STI levers	Avid S05 linear pull w/alloy levers	ProMax forged V brake w/alloy levers	
Shimano M515, clipless	Alloy road, sealed w/clips and straps	Alloy/hylox road w/toe clips	Shimano M515, clipless	Alloy w/clips and straps	Alloy/hylox road w/toe clips	Shimano M515, clipless	Shimano M515, clipless		Resin/alloy w/clips and straps	Dual density platform	
			Bar top brake levers, gel handlebar tape	Bar top brake levers, gel handlebar tape	Bar top brake levers, gel handlebar tape		Rack	Cane Creek dummy levers	Cane Creek Ergo bar ends		

Fax: 61 29 290 3860 **Bahrain** Skate Shack Tel: 973 581142 Fax: 973 717058 **Bermuda** Winner's Edge Tel: 441 295 6012 Fax: 441 292 1904 **Bolivia** Bicicarr Tel: 591 279 4362 Fax: 591 241 2291
Brazil International Sports do Brazil Tel: (5511) 3662 5355 Fax: (5511) 3662 5355 **Bulgaria** Pro Bike Tel: 359 2 981 8852 Fax: 359 2 981 8852 **Canary Islands** Adolfo Suanzes S.A. Tel: 349 28 22 68 12
 Fax: 349 28 48 37 77 **Chile** Sparta Deportes Limitada Tel: 56-2-5604777 Fax: 56-2-5572850 **Colombia** Sport & Bike (Bike House) Tel: 574 262 3223 Fax: 574 262 2880 **Costa Rica** Mitmo Tel: 506 296 3383
 Fax: 506 220 3580 **Croatia** Rog Joma Tel: 385 1 2304 331 Fax: 385 1 233 9337 **Cyprus** Goodtones Ltd. Tel: 357 235 6673 Fax: 357 266 1027 **Czech Republic** Bretton S.R.O. Tel: 20 2 795 20 05

*Flat bar option not available in all sizes.

Mountain

ALL-MOUNTAIN FULL SUSPENSION

XC FULL SUSPENSION

	F29	F30	F31	F32	F33	F34	F35	F36	F37	F38	
	Liquid 30	Liquid 20	Liquid 10	Fuel 100	Fuel 98	Fuel 90 Disc	Fuel 90	Fuel 90 WSD	Fuel 80	Y 26	
SIZES	(S) 15.5", (M) 17.5", (L) 19.5", (XL) 21.5"	(S) 15.5", (M) 17.5", (L) 19.5", (XL) 21.5"	(S) 15.5", (M) 17.5", (L) 19.5", (XL) 21.5"	(S) 15.5", (M) 17.5", (L) 19.5", (XL) 21.5"	(S) 15.5", (M) 17.5", (L) 19.5", (XL) 21.5"	(S) 15.5", (M) 17.5", (L) 19.5", (XL) 21.5"	(S) 15.5", (M) 17.5", (L) 19.5", (XL) 21.5"	(WXS) 14", (WS) 16", (WM) 18"	(S) 15.5", (M) 17.5", (L) 19.5", (XL) 21.5"	(S) 16", (M) 17.5", (L) 19"	
COLORS	Starry Night Black	Baja Blue	Bright Silver	Baja Blue/Starry Night Black	Starry Night Black	Starry Night Black/Bright Silver	Starry Night Black/Bright Silver	Midnight Blue/Gloss White	Trek Red/Starry Night Black	Ball Burnished/Trek Red	
FRAME	ZR 9000 Alloy, Double butted seamless drawn tubing. Custom butted head tube. Bi-axial downtube. Triangulated Rocker Link design. Black Magic composite seatstays. Liquid geometry adjusts to changing terrain. Handmade in the USA.	ZR 9000 Alloy, Double butted seamless drawn tubing. Custom butted head tube. Bi-axial downtube. Triangulated Rocker Link design. Black Magic composite seatstays. Liquid geometry adjusts to changing terrain. Handmade in the USA.	ZR 9000 Alloy, Double butted seamless drawn tubing. Custom butted head tube. Bi-axial downtube. Triangulated Rocker Link design. Black Magic composite seatstays. Liquid geometry adjusts to changing terrain. Handmade in the USA.	OCLV 120 Carbon. Trek/VW Team tested. The world's lightest, strongest frame material. Optimum Compaction Low Void carbon. 120 grams of carbon fiber per square meter of OCLV material. Trek Pro Race geometry. Handmade in the USA.	OCLV 120 Carbon. Trek/VW Team tested. The world's lightest, strongest frame material. Optimum Compaction Low Void carbon. 120 grams of carbon fiber per square meter of OCLV material. Trek Pro Race geometry. Handmade in the USA.	ZR 9000 Alloy, World Cup tested. Double butted seamless drawn tubing. Custom butted head tube. Bi-axial downtube. Triangulated Rocker Link. Disc-D disc brake mount. Cold forged replaceable derailleur hanger. Trek Pro Race geometry. Handmade in the USA.	ZR 9000 Alloy, World Cup tested. Double butted seamless drawn tubing. Custom butted head tube. Bi-axial downtube. Triangulated Rocker Link. Disc-D disc brake mount. Cold forged replaceable derailleur hanger. Trek Pro Race geometry. Handmade in the USA.	ZR 9000 Alloy, Women's Specific Design. Double butted seamless drawn tubing. Custom butted head tube. Bi-axial downtube. Triangulated Rocker Link. Disc-D disc brake mount. Cold forged replaceable derailleur hanger. Trek Pro Race geometry. Handmade in the USA.	ZR 9000 Alloy, World Cup tested. Double butted seamless drawn tubing. Custom butted head tube. Bi-axial downtube. Triangulated Rocker Link. Disc-D disc brake mount. Cold forged replaceable derailleur hanger. Trek Pro Race geometry. Handmade in the USA.	Alpha Aluminum. Oversized, ovalized Y-Frame. Oversized single pivot. Fully Active Uni-Link Suspension.	
FORK	Fox Talas RLC air spring, rebound/compression damping, lockout, 80/125mm on-the-fly adjustable travel	RockShox Psylo XC, U-Turn, HC2 damping, adjustable rebound, travel gradient, 80/125mm travel	RockShox Psylo C, U-Turn, HC2 damping, 80/125mm travel	RockShox SID World Cup, All Travel 63/80mm, Dual Air, external rebound control, compression control, Pure damping	RockShox SID Race, All Travel 63/80mm, Dual Air, external rebound control, Pure DeLite damping	RockShox Duke XC, Hydra air, HC2 damping, 30mm upper tubes, external rebound adjust, 80mm travel	RockShox Duke XC, Hydra air, HC2 damping, 30mm upper tubes, external rebound adjust, 80mm travel	RockShox Duke XC, Hydra air, HC2 damping, 30mm upper tubes, external rebound adjust, 80mm travel	RockShox Pilot SL, Air Assist preload, HC2 damping, adjustable rebound, chromed upper, 80mm travel	InSync Grind 320, 70mm travel	
REAR SHOCK	Fox Talas RL air spring, self-adjusting negative, travel adjust on shock, adjustable rebound, lockout	Fox Talas R air spring, self-adjusting negative, travel adjust on shock, adjustable rebound	Fox Talas R air spring, self-adjusting negative, travel adjust on shock, adjustable rebound	SID Lockout dual air spring, hydraulic damping, lockout	Fox Float RL air spring, self-adjusting negative spring, rebound adjust, lockout	Fox Float R air spring, self-adjusting negative spring, rebound adjusting knob, Ni charged	Fox Float R air spring, self-adjusting negative spring, rebound adjusting knob, Ni charged	Fox Float R air spring, self-adjusting negative spring, rebound adjusting knob, Ni charged	Fox Float R air spring, self-adjusting negative spring, factory tuned rebound, Ni charged	Mozo USA RS200 coilover w/bolt damping	
WHEELS	Bontrager Race Lite Disc Tubeless: Trek/VW Team wheel; One of the lightest sets available; Durable and World Class fast; Uses a regular tire/tube, or tubeless tires for increased control and reduced flats; Swiss-made hubs; Race Lite skewers; 625 g, 24h front/ 835 g, 28h rear	Bontrager Race Disc: Trek Regional Team wheel; Disc-specific rims, welded for huge strength; Bontrager Offset Spoke Bed: Fully serviceable, cartridge-bearing hubs; International standard brake rotor; no adapters req; Race Cro-Moly skewers; 955 g, 24h front/ 1050 g, 28h rear	Bontrager Select Disc: Machined rims welded for strength; OSB rear rim provides good stiffness for any size rider; Hi-Lo ATB rear hub design w/excellent spoke bracing angles for improved lateral wheel rigidity; Cro-Moly skewers; 760 g, 24h front/ 1045 g, 28h rear	Bontrager Race X Lite Tubeless: Supreme all-around racing wheels; completely handbuilt with ZR9000 rim material, OSB rear rim design, and Bontrager Tubeless sealing system; Swiss-made design; Superlight 14/77g butted stainless steel spokes; Race X Lite ATB skewers; 620g, 24h front/790g, 28h rear	Bontrager Race Lite Tubeless: Durable and World Class fast; Uses a regular tire/tube, or tubeless tires for increased control and reduced flats; Swiss-made hubs; Race Lite skewers; 710 g, 24h front/ 975 g, 28h rear	Bontrager Select: Durable welded rims, machined for smooth braking; OSB rear rim provides good stiffness for any size rider; Hi-Lo ATB rear hub design w/excellent spoke bracing angles for improved lateral wheel rigidity; Cro-Moly skewers; 780 g, 24h front/ 1045 g, 28h rear	Bontrager Select: Durable welded rims, machined for smooth braking; OSB rear rim provides good stiffness for any size rider; Hi-Lo ATB rear hub design w/excellent spoke bracing angles for improved lateral wheel rigidity; Cro-Moly skewers; 780 g, 24h front/ 1045 g, 28h rear	Bontrager Select: Durable welded rims, machined for smooth braking; OSB rear rim provides good stiffness for any size rider; Hi-Lo ATB rear hub design w/excellent spoke bracing angles for improved lateral wheel rigidity; Cro-Moly skewers; 780 g, 24h front/ 1045 g, 28h rear	Bontrager Select: Durable welded rims, machined for smooth braking; OSB rear rim provides good stiffness for any size rider; Hi-Lo ATB rear hub design w/excellent spoke bracing angles for improved lateral wheel rigidity; Cro-Moly skewers; 780 g, 24h front/ 1045 g, 28h rear	Bontrager Convalr, welded, machined sidewall rims, Shimano 9-speed rear, alloy quick release front hub; 14G stainless spokes	Matrix T50 rims; Shimano RM40-7 rear, alloy front hub; 14G, black spokes
TIRES	IRC TrailBear, folding, 127tpi, 26x2.25"	IRC TrailBear, folding, 26x2.25"	IRC TrailBear, folding, 26x2.25"	Bontrager Super X, 127tpi, 26x49/48	Bontrager Super X, tubeless, 127tpi, 26x49/48	Bontrager Jones AC, folding, 26x49/54	Bontrager Jones AC, folding, 26x49/54	Bontrager Jones AC, folding, 26x49/54	Bontrager Jones AC, 26x49/54	Bontrager Connection, 26x1.95"	
SADDLE	Bontrager FS 2000, Cro-Moly rails, leather	Bontrager FS 2000, Cro-Moly rails	Bontrager FS 2000	Selle San Marco Asplide Ti	Bontrager FS 2000, Cro-Moly rails, leather	Bontrager FS 2000, Cro-Moly rails	Bontrager FS 2000, Cro-Moly rails	Bontrager FS 2000, Cro-Moly rails	Bontrager FS 2000	Trek ATB	
SEATPOST	Bontrager Race	Bontrager Select	Bontrager Sport	Thomson Elite	Bontrager Race	Bontrager Select	Bontrager Select	Bontrager Select	Bontrager Sport	Alloy micro-adjust	
HANDLEBARS	Bontrager Crowbar Race	Bontrager Crowbar Sport	Bontrager Crowbar Sport	Bontrager Race Lite	Bontrager Race	Bontrager Crowbar Sport	Bontrager Crowbar Sport	Bontrager Crowbar Sport	Bontrager Crowbar Sport	30mm rise	
STEM	Bontrager Race, 7"	Bontrager Select, 10"	Bontrager Sport, 15"	Bontrager Race Lite, 7"	Bontrager Race, 7"	Bontrager Select, 10"	Bontrager Select, 10"	Bontrager Select, 10"	Bontrager Sport, 15"	Alloy AHS, 25"	
HEADSET	AHS 1-1/8" alloy cups, semi cartridge, sealed	AHS 1-1/8" alloy cups, semi cartridge, sealed	AHS 1-1/8" semi cartridge, sealed	Cane Creek S-6 1-1/8" AHS	AHS 1-1/8" alloy cups, semi cartridge, sealed	AHS 1-1/8" alloy cups, semi cartridge, sealed	AHS 1-1/8" alloy cups, semi cartridge, sealed	AHS 1-1/8" alloy cups, semi cartridge, sealed	AHS 1-1/8" semi cartridge, sealed	AHS 1-1/8" semi cartridge, sealed	
SHIFTERS	Shimano Deore XT	Shimano Deore LX	Shimano Deore	Shimano XTR	Shimano Deore XT	Shimano Deore LX	Shimano Deore LX	Shimano Deore LX	Shimano Deore LX	Shimano Deore	
FRONT DERAILLEUR	Shimano Deore XT	Shimano Deore LX	Shimano Deore	Shimano XTR	Shimano Deore XT	Shimano Deore LX	Shimano Deore LX	Shimano Deore LX	Shimano Deore LX	Shimano Deore	
REAR DERAILLEUR	Shimano XTR	Shimano Deore XT	Shimano Deore LX	Shimano XTR	Shimano XTR SGS	Shimano Deore XT	Shimano Deore XT	Shimano Deore XT	Shimano Deore	Shimano Acera	
CRANKSET	Bontrager Race Lite 44/32/22	Bontrager Race 44/32/22	Bontrager Race 44/32/22	Shimano XTR 44/32/22	Bontrager Race 44/32/22	Bontrager Race 44/32/22	Bontrager Race 44/32/22	Bontrager Race 44/32/22	Shimano M440 44/32/22	Suntour XCC-150 42/34/24	
CASSETTE	Shimano Deore XT 11-34, 9spd	SRAM 7.0 11-34, 9spd	SRAM 7.0 11-34, 9spd	Shimano XTR 11-34, 9spd	Shimano HG-70 11-32, 9spd	SRAM 7.0 11-34, 9spd	SRAM 7.0 11-34, 9spd	SRAM 7.0 11-34, 9spd	SRAM 7.0 11-34, 9spd	Shimano HG-90 11-34, 7spd	
BRAKESET	Hayes Mag, hydraulic disc w/Hayes levers	Hayes HFX-9, hydraulic disc w/Hayes levers	Hayes HFX-9, hydraulic disc w/Hayes levers	Avid Ultimate w/ Shimano XTR levers	Avid S05 linear pull w/ Shimano Deore XT levers	Hayes HFX-9 w/Hayes levers	Avid S03 linear pull w/Avid S05 levers	Avid S03 linear pull w/Avid S05 levers	Shimano 420, V type w/alloy levers	Alloy linear pull w/ Shimano EF29 levers	
PEDALS	Shimano M515, clipless	Shimano M515, clipless	Shimano M515, clipless	Shimano M515, clipless	Shimano M515, clipless	Shimano M515, clipless	Shimano M515, clipless	Shimano M515, clipless	Shimano M515, clipless	Alloy platform, clipless adaptable	
EXTRAS											

FRAMESET

WHEELS

COMPONENTS

DRIVETRAIN

OTHER

Fax: 420 2 792 6464 Denmark H.F. Cykler A/S Tel: 45 89 14 14 14 Fax: 45 89 14 14 15 Dominican Republic Planet Bike Dominica Tel: 809 535 2152 Fax: 809 535 2152 Ecuador Depoextremo S.A. Tel: 593 2 292 1174 Fax: 593 2 225 3691 Estonia Rademar Tel: 372 651 2910 Fax: 372 655 0120 Finland Oy Duell Bike Center Ab Tel: 358 9 2905 6730 Fax: 358 9 2905 6731 France Sunex Tel: 33 4 94 19 85 95 Fax: 33 4 94 45 53 67 Greece Gatsoulis Imports Tel: 301 0 253 0412 Fax: 301 0 253 3960 Guam MTB Outfitters Tel: 671 477 2453 Fax: 671 472 3184 Guatemala Novasport Tel: 502 474 2689/90 Fax: 502 474 2691 Honduras Planet Bike Tel: 504 232 4707 Fax: 504 232 4707 Hong Kong Chung Yung Cycle Co. Tel: 852 2670 3639 Fax: 852 2679 5602 Hungary Prokero KFT.

XC HARDTAIL	RECREATIONAL									
P 31	P 31	P 34	P 34	P 35	P 35	P 35	P 36	P 36	P 37	P 37
8500	8000	8000 WSD	6700 Disc	6700	6700 WSD	4900 Disc	4900	4900 WSD	4500	4500
(M) 17.5", (L) 19.5", (XL) 21.5"	(S) 15.5", (M) 17.5", (L) 19.5", (XL) 21.5"	(S) 15.5", (M) 17.5", (L) 19.5", (XL) 21.5"	(WXS) 14", (WS) 16", (WM) 18"	(S) 15.5", (M) 17.5", (L) 19.5", (XL) 21.5"	(S) 15.5", (M) 17.5", (L) 19.5", (XL) 21.5"	(WXS) 14", (WS) 16", (WM) 18"	(S) 15.5", (M) 17.5", (L) 19.5", (XL) 21.5"	(XS) 13", (S) 15.5", (M) 17.5", (L) 19.5", (XL) 21.5"	(WXS) 14", (WS) 16", (WM) 18"	(XS) 13", (S) 15.5", (M) 17.5", (L) 19.5", (XL) 21.5", (XL) 24"
Starry Night Black/Baja Blue	Trek Red/Platinum Silver	Baja Blue/Bright Silver	Bright Silver/Gloss White	Starry Night Black/Platinum	Starry Night Black/Platinum	Starry Night Black/Frost Silver	Metallic Silver/Navy	Metallic Silver/Navy or Metallic Red	Gloss White/Pearl Navy	Baja Blue/Starry Night Black or Lava Black
OCLV HiC Carbon. The lightest, strongest frame material in the world. Optimum Compaction Low Void carbon. Trek/VW Team tested. Addition of stiff Honeycomb Nomex between carbon layers. Alpha Aluminum Disc Drive compatible stays. Cold forged replaceable derailleur hanger. Trek Pro Race geometry. Handmade in the USA.	ZR 9000 Alloy. Double butted, seamless drawn tubing. Custom butted head tube. Bi-axial downtube. T-Back seat stay. Stiff, powerful elliptical chainstays. ZR 9000 Cold forged replaceable derailleur hanger. Trek Pro Race geometry. Handmade in the USA.	ZR 9000 Alloy. Double butted, seamless drawn tubing. Custom butted head tube. Bi-axial downtube. T-Back seat stay. Stiff, powerful elliptical chainstays. ZR 9000 Alloy Disc Drive compatible stays. Cold forged replaceable derailleur hanger. Trek Pro Race geometry. Handmade in the USA.	ZR 9000 Alloy. Women's Specific Design. Double butted, seamless drawn tubing. Custom butted head tube. Bi-axial downtube. T-Back seat stay. Stiff, powerful elliptical chainstays. ZR 9000 Alloy Disc Drive compatible stays. Cold forged replaceable derailleur hanger. WSD geometry. Handmade in the USA.	Alpha SLR Aluminum. Super Light Race. Double butted, seamless drawn tubing. Custom butted head tube. 3-D forged wishbone monostay. Stiff, powerful elliptical chainstays. Alpha Aluminum Disc Drive compatible stays. Cold forged replaceable derailleur hanger. Trek Pro Race geometry. Handmade in the USA.	Alpha SLR Aluminum. Super Light Race. Double butted, seamless drawn tubing. Custom butted head tube. 3-D forged wishbone monostay. Stiff, powerful elliptical chainstays. Alpha Aluminum Disc Drive compatible stays. Cold forged replaceable derailleur hanger. Trek Pro Race geometry. Handmade in the USA.	Alpha SLR Aluminum. Super Light Race. Women's Specific Design. Double butted, seamless drawn tubing. Custom butted head tube. 3-D forged wishbone monostay. Stiff, powerful elliptical chainstays. Alpha Aluminum Disc Drive compatible stays. Cold forged replaceable derailleur hanger. WSD geometry. Handmade in the USA.	Alpha Aluminum. Oversized power tubes. New bi-axial downtube. Wishbone monostay. Replaceable derailleur hanger. Disc mount.	Alpha Aluminum. Oversized power tubes. New bi-axial downtube. Wishbone monostay. Replaceable derailleur hanger. Disc mount.	Alpha Aluminum. Women's Specific Design. Oversized power tubes. New bi-axial downtube. Wishbone monostay. Replaceable derailleur hanger. WSD geometry. Stiff, powerful elliptical chainstays.	Alpha Aluminum. Oversized power tubes. Bi-axial downtube. Wishbone monostay. Replaceable derailleur hanger. Disc mount.
RockShox SID Team, Dual Air external rebound control, pure damping w/Climb It control. All Travel 63/80mm	For Float R air spring, 12 click 30mm EA70 upper tubes, magnesium lowers, 80mm travel	RockShox Duke XC Hydra Air, HC2 damping, 30mm upper tubes, external rebound adjust, 80mm travel	RockShox Duke XC Hydra Air, HC2 damping, 30mm upper tubes, external rebound adjust, 80mm travel	RockShox Pilot SL, Air Assist preload, HC2 damping, adjustable rebound, chromed uppers, 80mm travel	RockShox Pilot SL, Air Assist preload, HC2 damping, adjustable rebound, chromed uppers, 80mm travel	RockShox Pilot SL, Air Assist preload, HC2 damping, adjustable rebound, chromed uppers, 80mm travel	RockShox Pilot C, single coil, hydraulic damping, adjustable preload, magnesium lowers, 80mm travel	RockShox Pilot C, single coil, hydraulic damping, adjustable preload, magnesium lowers, 80mm travel	RockShox Pilot C, single coil w/custom spring rate, hydraulic damping, adjustable preload, magnesium lowers, 80mm travel	RockShox Judy TT, dual stage coil/feastomer, adjustable preload, 80mm travel
Bontrager Race Life Tubeless. Trek/VW Team wheel. One of the lightest sets available. Durable and World Class fast. Uses a regular tire/tube, or tubeless tires for increased control and reduced flats. Swiss-made hubs. Race Life skewers: 715 g, 24h front/ 975 g, 26h rear	Bontrager Race Tubeless. Engineered to provide good lateral stiffness for any size rider. Fully serviceable, cartridge sealed bearing hubset. Oversize cartridge bearings and aluminum axle on front hub w/adjustable pre-load. Race Cro-Moly skewers: 765 g, 24h front/ 1050 g, 26h rear	Bontrager Select. Durable welded rims, machined for smooth braking. OSB rear rim provides good stiffness for any size rider. Hi-Lo ATB rear hub design w/excellent spoke bracing angles for improved lateral wheel rigidity. Cro-Moly skewers: 780 g, 24h front/ 1045 g, 26h rear	Bontrager Select. Durable welded rims, machined for smooth braking. OSB rear rim provides good stiffness for any size rider. Hi-Lo ATB rear hub design w/excellent spoke bracing angles for improved lateral wheel rigidity. Cro-Moly skewers: 780 g, 24h front/ 1045 g, 26h rear	Bontrager Corvaire welded, machined sidewall rims; alloy quick release hubs; 14G stainless spokes	Bontrager Corvaire welded, machined sidewall rims; Shimano 9-speed rear, alloy quick release front hub; 14G stainless spokes	Bontrager Corvaire welded, machined sidewall rims; Shimano 9-speed rear, alloy quick release front hub; 14G stainless spokes	Alex TD17 rims w/stainless steel eyelets; Shimano Deore disc hubs; 15G stainless spokes	Bontrager Corvaire welded, machined sidewall rims; Shimano 9-speed rear, alloy quick release front hub; 14G stainless spokes	Bontrager Corvaire welded, machined sidewall rims; Shimano 9-speed rear, alloy quick release front hub; 14G stainless spokes	Matrix 750 rims; Shimano RM40-B rear, alloy front hub; 14G stainless, black spokes
Bontrager Super X, tubeless, 1271pi, 26x49/48	Bontrager Super X, folding, 26x49/48	Bontrager Jones AC, folding, 26x49/54	Bontrager Jones AC, folding, 26x49/54	Bontrager Jones AC, 26x49/54	Bontrager Jones AC, 26x49/54	Bontrager Jones AC, 26x49/54	Bontrager Jones AC, 26x49/54	Bontrager Jones AC, 26x49/54	Bontrager Jones AC, 26x49/54	Bontrager Jones AC, 26x49/54
Bontrager FS 2000, Cro-Moly rails, leather	Bontrager FS 2000, Cro-Moly rails, leather	Bontrager FS 2000, Cro-Moly rails	Bontrager FS 2000 WSD, Cro-Moly rails	Bontrager FS 2000	Bontrager FS 2000	Bontrager FS 2000 WSD	Trek ATB	Trek ATB	Bontrager FS 2000 WSD	Trek ATB
Bontrager Race	Bontrager Race	Bontrager Select	Bontrager Select	Bontrager Sport	Bontrager Sport	Bontrager Sport	Bontrager Sport	Bontrager Sport	Bontrager Sport	Bontrager Sport
Bontrager Race	Bontrager Race	Bontrager Select	Bontrager Race	Bontrager Crowbar Sport	Bontrager Crowbar Sport	Bontrager Crowbar Sport	Bontrager Crowbar Sport	Bontrager Crowbar Sport	Bontrager Crowbar Sport	Bontrager Crowbar Sport
Bontrager Race, 7"	Bontrager Race, 7"	Bontrager Select, 10"	Bontrager Select, 10"	Bontrager Sport, 15"	Bontrager Sport, 15"	Bontrager Sport, 15"	Bontrager Sport, 15"	Bontrager Sport, 15"	Bontrager Sport, 15"	Bontrager Sport, 25"
AHS 1-1/8" alloy cups, semi cartridge, sealed	AHS 1-1/8" alloy cups, semi cartridge, sealed	AHS 1-1/8" alloy cups, semi cartridge, sealed	AHS 1-1/8" alloy cups, semi cartridge, sealed	AHS 1-1/8" semi cartridge, sealed	AHS 1-1/8" semi cartridge, sealed	AHS 1-1/8" semi cartridge, sealed	AHS 1-1/8" semi cartridge, sealed	AHS 1-1/8" semi cartridge, sealed	AHS 1-1/8" semi cartridge, sealed	AHS 1-1/8" semi cartridge, sealed
Shimano Deore XT	Shimano Deore XT	Shimano Deore LX	Shimano Deore LX	Shimano Deore	Shimano Deore	Shimano Deore	Shimano Deore	Shimano Alivio	Shimano Alivio	Shimano Alivio
Shimano Deore XT	Shimano Deore XT	Shimano Deore LX	Shimano Deore LX	Shimano Deore	Shimano Deore	Shimano Deore	Shimano Deore	Shimano Alivio	Shimano Alivio	Shimano Alivio
Shimano XTR	Shimano XTR	Shimano Deore XT	Shimano Deore XT	Shimano Deore LX	Shimano Deore LX	Shimano Deore LX	Shimano Deore LX	Shimano Deore	Shimano Deore	Shimano Alivio
Bontrager Race 44/32/22	Bontrager Race 44/32/22	Bontrager Race 44/32/22	Bontrager Race 44/32/22	Shimano M440 44/32/22	Shimano M440 44/32/22	Shimano M440 44/32/22	Shimano M440 44/32/22	Shimano M-340-8 42/32/22	Shimano M-340-8 42/32/22	Shimano MCO8 42/32/22
Shimano Deore XT 11-34, 9spd	Shimano HG-70 11-32, 9spd	Shimano HG-50 11-32, 9spd	Shimano HG-50 11-32, 9spd	SRAM 7.0 11-34, 9spd	SRAM 7.0 11-34, 9spd	SRAM 7.0 11-34, 9spd	SRAM 7.0 11-34, 9spd	SRAM 5.0 11-32, 8spd	SRAM 5.0 11-32, 8spd	SRAM 5.0 11-32, 8spd
Avid S05 linear pull w/Shimano Deore XT levers	Avid S05 linear pull w/Shimano Deore XT levers	Avid S05 linear pull w/Avid S05 levers	Avid S05 linear pull w/Avid S05 levers	Hayes HFX-9 w/Hayes levers	Alloy linear pull w/alloy levers	Alloy linear pull w/alloy, women's reach levers	Hayes HFX-1 XC, mechanical disc w/alloy levers	Alloy linear pull w/alloy levers	Alloy linear pull w/alloy, women's reach levers	Alloy linear pull w/alloy levers
Shimano MS15, clipless	Shimano MS15, clipless	Shimano MS15, clipless	Shimano MS15, clipless	Shimano MS15, clipless	Shimano MS15, clipless	Shimano MS15, clipless	Alloy ATB w/clips and straps	Alloy cage, clipless adaptable	Alloy cage, clipless adaptable	Alloy platform, clipless adaptable

Tel: 36 1 331 3184 Fax: 36 1 473 1686 **Iceland** Orninn Hjol Ltd. Tel: 354 5 889 892 Fax: 354 5 889 896 **Ireland** Centro Limited Tel: 353 1 456 7516 Fax: 353 1 456 6463 **Israel** Cycle Trading Company Ltd. Tel: 972 9 9513 010 Fax: 972 9 9509 783 **Italy** Comar Italia SRL Tel: 39 035 302 502 Fax: 39 035 300 747 **Korea** OD Bike, Inc. Tel: 82 2 474 0818 Fax: 82 2 474 0656 **Lebanon** Slee Sal Tel: 961 1 499 851 Fax: 961 1 499 843 **Lithuania** Egmina UAB Tel: 370 232 3080 Fax: 370 232 3081 **Malta** Magri Cycles & Spares Tel: 356 21 414399 Fax: 356 21 436377 **Mexico** Power Distribution Tel: 52 81 84 78 45 60 Fax: 52 81 83 40 12 75 **New Zealand** Cycle Sport New Zealand Tel: 64 6 348 8035 Fax: 64 6 345 5349 **Norway** Foss Sykler AS Tel: 47 22 38 62 00 Fax: 47 22 38 62 10 **Panama** Motor Sport Panama, S.A.

Mountain

City & Bike Path

	RECREATIONAL					FREERIDE/DOWNHILL	COMFORT			
	P 38 4300 Disc	P 38 4300	P 38 4100	P 39 820	P 42 800	P 41 Diesel Freeride	P 38 Navigator 600	P 38 Navigator 500	P 38 Navigator 400	P 42 Navigator 300
SIZES	(XS) 13", (S) 15.5", (M) 17.5", (M) 19.5", (L) 21.5"	(XS) 13", (S) 15.5", (M) 17.5", (M) 19.5", (L) 21.5"	(XS) 13", (S) 15.5", (M) 17.5", (M) 19.5", (L) 21.5", (WS) 17.5"	(XS) 13", (S) 15.5", (M) 17.5", (M) 19.5", (L) 21.5", (WS) 13", (WM) 17.5"	(XS) 13", (S) 15.5", (M) 17.5", (M) 19.5", (L) 21.5", (WS) 13", (WM) 17.5"	(S/M) 14", (M/L) 16"	(M) 14.5", (L) 16.5", (XL) 18.5", (XXL) 21"	(M) 14.5", (L) 16.5", (XL) 18.5", (XXL) 21"; (WM) 14.5", (WL) 16.5", (WXL) 18.5"	(M) 14.5", (L) 16.5", (XL) 18.5", (XXL) 21"; (WM) 14.5", (WL) 16.5", (WXL) 18.5"	(M) 14.5", (L) 16.5", (XL) 18.5", (XXL) 21"; (WM) 14.5", (WL) 16.5", (WXL) 18.5"
COLORS	Black Chrome/Ball Burnished	Black Chrome/Ball Burnished or Metallic Orange	Trek Red/Titanite Black or Ball Burnished	Baja Blue/Shine Silver or Black Chrome or Metallic Purple/Metallic Silver	Starry Night Black/Baja Blue or Smooth Silver	Starry Night Black, Frameset available in Bright Silver	Bright Silver/Midnight Blue	Bright Silver/Estate Green	Titanite Black/Coastal Blue	Blue Dusk/Bright Silver or Wheat Silver
FRAMESET	Alpha Aluminum. Oversized power tubes. Bi-axial downtube. Wishbone monostay. Replaceable derailleur hanger. Disc mount.	Alpha Aluminum. Oversized power tubes. Bi-axial downtube. Wishbone monostay. Replaceable derailleur hanger. Disc mount.	Alpha Aluminum. Oversized power tubes. Bi-axial downtube. Wishbone monostay. Replaceable derailleur hanger. Disc mount.	Trek high tensile steel with high grade Trek engineered swaged Cro-Moly steel seat tube. Excellent shock absorption.	Trek high tensile steel with high grade Trek engineered swaged Cro-Moly steel seat tube. Excellent shock absorption.	Alpha Aluminum. Monocoque construction provides a stiff connection between the fork and swingarm for responsive steering control. Trek's Chain Torque Eliminator (available on frameset only) prevents pedal forces from "bobbing" the rear suspension. Replaceable rear dropouts.	Alpha Aluminum. Comfort Specific. Oversized power tubes. Wishbone monostay. Replaceable derailleur hanger.	Alpha Aluminum. Comfort Specific. Oversized power tubes. Wishbone monostay. Replaceable derailleur hanger.	Alpha Aluminum. Comfort Specific. Oversized power tubes. Wishbone monostay.	Alpha Aluminum. Comfort Specific. Oversized power tubes. Wishbone monostay. Replaceable derailleur hanger.
FORK	InSync Grind 323, adjustable preload, 70mm travel	InSync Grind 323, adjustable preload, 70mm travel	InSync Grind 320, 70mm travel	RST 191CL, 63mm travel	High tensile steel ATB	Boxer Race, dual coil, HC2 damping, magnesium lowers, 6 or 7 inch travel	RS GPS Serra, adjustable preload, 60mm travel	RS GPS Serra, adjustable preload, 60mm travel	RST CT COM 1 TL, adjustable preload, 50mm travel	RST CT COM 1 TL, adjustable preload, 50mm travel
REAR SHOCK						Fox Vanille RC coil spring, adjustable rebound/compression/threshold				
WHEELS	Matrix 750 rims; Shimano Alivio disc hubs; 14G stainless, black spokes	Matrix 750 rims; Shimano RM40-8 rear, alloy front hub; 14G stainless, black spokes	Matrix 550 rims; alloy hubs; 14G, black spokes	Matrix 550 rims; alloy hubs; 14G, black spokes	Matrix 550 rims; alloy hubs; 14G, black spokes	Sun Singletrack welded rims; DT Freeride hubs; 14G stainless spokes	Bontrager Superstock: Engineered to roll smooth, even in tough conditions; Welded rims for superior strength, machined for smooth braking; OSB minimizes dish and provides extra strength. Fully serviceable hubset; Cro-Moly skewers; 855 g, 24h front/1120 g, 28h rear	Bontrager Corval w/stainless steel eyelet rims; SRAM Dual Drive rear, alloy front hub; 14G stainless, black spokes	Matrix 750 rims; Shimano Nexus 7spd rear, alloy front hub; 14G stainless, black spokes	Matrix 750 rims; Shimano RM40-8 rear, alloy front hub; 14G stainless, black spokes
TIRES	Bontrager Jones AC, 26x49/54	Bontrager Connection, 26x195"	Bontrager Connection, 26x195"	Bontrager Connection, 26x195"	Bontrager Connection, 26x195"	Michelin DH Comp, 26x2.5"	Bontrager Comfort K w/Kevlar/Slime, 26x195"	Bontrager Comfort K w/Kevlar/Slime, 26x195"	Bontrager Comfort K w/Kevlar/Slime, 26x195"	Bontrager Comfort K w/Kevlar, 26x195"
SADDLE	Trek ATB	Trek ATB	Trek ATB	Trek ATB	Trek ATB	Bontrager FS 2000, Cro-Moly rails	Trek CR2 wide	Trek CR2 wide	Trek Webspring/elastomer comfort w/flushing light	Trek Webspring/elastomer comfort w/flushing light
SEATPOST	Alloy micro-adjust	Alloy micro-adjust	Alloy micro-adjust	Alloy micro-adjust	Alloy micro-adjust	Bontrager Race	Alloy suspension	Alloy suspension	Alloy suspension	Alloy suspension
HANDLEBARS	Alloy, 30mm rise	Alloy, 30mm rise	30mm rise	30mm rise	30mm rise	Titec Heilbant	Alloy, 50mm rise	Alloy, 50mm rise	50mm rise	50mm rise
STEM	Alloy AHS, 25"	Alloy AHS, 25"	Alloy AHS, 25" (men's), 40" (women's)	Alloy AHS, 25" (men's), 40" (women's)	High tensile steel, 25" (men's), 40" (women's)	Titec Blockhead, 10"	Alloy AHS adjustable rise	Alloy AHS adjustable rise	Alloy adjustable rise	Alloy adjustable rise
HEADSET	AHS 1-1/8" semi cartridge, sealed	AHS 1-1/8" semi cartridge, sealed	AHS 1-1/8" semi cartridge, sealed	AHS 1-1/8" semi cartridge, sealed	1-1/8" semi cartridge, sealed	Cane Creek S-6 1-1/8" AHS	AHS 1-1/8" semi cartridge, sealed	AHS 1-1/8" semi cartridge, sealed	1-1/8" semi cartridge, sealed	1-1/8" semi cartridge, sealed
SHIFTERS	Shimano EF29	Shimano EF29	Shimano EF29	Shimano EF29	Shimano EF29	Shimano Deore XT	Shimano Deore	SRAM Dual Drive	Shimano Nexus Revo, 7spd	SRAM MRX Plus
FRONT DERAILLEUR	Shimano C050	Shimano C050	Shimano C051	Shimano C051	Shimano C051	Shimano Deore XT	Shimano Deore	N/A	N/A	Shimano C102
REAR DERAILLEUR	Shimano Acera	Shimano Acera	Shimano Altus	Shimano Altus	Shimano C050	Shimano XTR	Shimano Deore XT	SRAM Dual Drive	N/A	Shimano Deore
CRANKSET	Suntour XCC-150 42/34/24	Suntour XCC-150 42/34/24	Suntour XCC-100 48/38/28	Suntour XCC-100 48/38/28	Suntour XCC-100 48/38/28	TruVativ Holzfeiler 32/22 w/rock guard	Shimano M510 48/38/28	SRAM Dual Drive 33T w/chainguard	CPI 38T w/alloy chainguard	Shimano C203 48/38/28 w/chainguard
CASSETTE	SRAM 5.0 11-32, 8spd	SRAM 5.0 11-32, 8spd	Shimano ZH37 13-34, 7spd	SunRace 13-30, 7spd	SunRace 13-30, 7spd	SRAM 7.0 11-34, 9spd	SRAM 7.0 11-34, 9spd	SRAM 7.0 11-34, 9spd	Shimano 20T	SRAM 5.0 11-32, 8spd
BRAKESET	Shimano M415 mechanical disc w/ Shimano EF29 levers	Alloy linear pull w/Shimano EF29 levers	Alloy linear pull w/Shimano EF29 levers	Alloy linear pull w/Shimano EF29 levers	Alloy linear pull w/Shimano EF29 levers	Hayes Mag, hydraulic disc w/8" rotor w/Hayes levers	Shimano M420 V brake w/front modulator w/alloy levers	Shimano M420 V brake w/front modulator w/alloy levers	Shimano roller rear w/cooling disc, alloy linear pull w/front modulator w/alloy levers	Alloy linear pull w/front modulator w/alloy levers
PEDALS	Alloy platform, clipless adaptable	Alloy platform, clipless adaptable	Nylon platform	Nylon platform	Nylon platform	Shimano M545, clipless	Dual density platform w/flushing lights	Dual density platform w/flushing lights	Dual density platform	Dual density platform
EXTRAS							Bell	Bell	Bell	Bell

Tel: 507 236 0852 Fax: 507 236 6140 **Peru** Best Internacional S.A. Tel: 511 263 0964 Fax: 511 263 1238 **Philippines** 3T Techno Turbo Trading Tel: (632) 951 4457 Fax: (632) 431 1769 **Poland** S.S.C. Tel: 48 71 3431539 Fax: 48 71 3725448 **Portugal** Bicimax Artigos Desportivos LDA Tel: (351) 244 553 276 Fax: (351) 244 553 187 **Puerto Rico** Seamount Corporation Tel: 787 763 4369 Fax: 787 765 6520 **Russia** Sportex Tel: 7 095 959 31 23 Fax: 7 095 959 31 29 **Singapore** Trekology Bikes Tel: 3 65 466 2673 Fax: 65 466 7610 **Slovakia** KCK Cyklosporť Mode S.R.O. Tel: 421 862 5492 344 Fax: 421 862 5492 350 **Slovenia** Bess-Pro Market Tel: 386 61 274 135 Fax: 386 61 1256 1628 **South Africa - Capetown** Atra Corporation Tel: 27 21 531 2508 Fax: 27 21 531 2551 **South Africa - Randburg**

		HYBRID					FITNESS		CRUISER	
P47	P47	P47	P47	P33	P31	P31	P33	P33	P34	P34
Navigator 200	Navigator 100	7700	7500	7300	7200	7100	7700 FX	7500 FX	Clyde	Town & Country
(M) 14.5", (L) 16.5", (XL) 18.5", (XXL) 21"; (WM) 14.5", (WL) 16.5", (WXL) 18.5"	(M) 14.5", (L) 16.5", (XL) 18.5", (XXL) 21"; (WM) 14.5", (WL) 16.5", (WXL) 18.5"	(XS) 15", (S) 17.5", (M) 20", (L) 22.5"	(XS) 15", (S) 17.5", (M) 20", (L) 22.5"	(XS) 13", (XS) 15", (S) 17.5", (M) 20", (L) 22.5"; (WXS) 15", (WS) 17.5", (WM) 20"	(XS) 15", (S) 17.5", (M) 20", (L) 22.5", (XL) 25"; (WXS) 15", (WS) 17.5", (WM) 20"	(XS) 15", (S) 17.5", (M) 20", (L) 22.5", (WXS) 15", (WS) 17.5", (WM) 20"	(XS) 15", (S) 17.5", (M) 20", (L) 22.5"	(XS) 15", (S) 17.5", (M) 20", (L) 22.5"	(M) 20"	(M) 20"; (WS) 17"
Titanite Black or Estate Green/Wheat Silver	Coastal Blue or Metallic Red/Wheat Silver	Titanite Black/Wheat Silver	Bright Silver/Pearl Navy	Silver/Lava Black or Coastal Blue	Deep Green/Wheat Silver or Dusk Blue	Pearl Blue/Wheat Silver or Titanite Black	Titanite Black/Baja Blue	Coastal Blue/Silver	Matte Black	Men's Gloss Black/Metallic Silver; Women's Metallic Red/Wheat Silver
Alpha Aluminum. Comfort Specific. Oversized power tubes. Wishbone monostay. Replaceable derailleur hanger.	Alpha Aluminum. Comfort Specific. Oversized power tubes. Wishbone monostay.	Alpha SL Aluminum. Super Light Aluminum. Superior strength-weight ratio. Double butted, seamless drawn tubing. Bi-axial downtube. Custom computer butted headtube. Wishbone monostay. Stiff, powerful elliptical chainstays. Cold forged replaceable derailleur hanger.	Alpha SL Aluminum. Super Light Aluminum. Superior strength-weight ratio. Double butted, seamless drawn tubing. Bi-axial downtube. Custom computer butted headtube. Wishbone monostay. Stiff, powerful elliptical chainstays. Cold forged replaceable derailleur hanger.	Alpha Aluminum. Oversized power tubes. Wishbone monostay. Replaceable derailleur hanger.	Alpha Aluminum. Oversized power tubes. Wishbone monostay. Replaceable derailleur hanger.	Alpha Aluminum. Oversized power tubes. Wishbone monostay. Replaceable derailleur hanger.	Alpha SL Aluminum. Super Light Aluminum. Superior strength-weight ratio. Double butted, seamless drawn tubing. Bi-axial downtube. Custom computer butted headtube. Wishbone monostay. Stiff, powerful elliptical chainstays. Cold forged replaceable derailleur hanger.	Alpha SL Aluminum. Super Light Aluminum. Superior strength-weight ratio. Double butted, seamless drawn tubing. Bi-axial downtube. Custom computer butted headtube. Wishbone monostay. Stiff, powerful elliptical chainstays. Cold forged replaceable derailleur hanger.	Alpha Aluminum. Comfort Cruiser geometry, strong and durable.	Alpha Aluminum. Comfort Cruiser geometry, strong and durable.
RST CT COM 1 CL, 50mm travel	High tensile steel ATB	RockShox Metro Mag, single coil, adjustable preload, integrated boots, magnesium lowers, 50mm travel	RockShox Metro, single coil, adjustable preload, integrated boots, 50mm travel	InSync Odessa 168, adjustable preload, 45mm travel	InSync Odessa 160, 45mm travel	High tensile steel ATB	Aluminum	Cro-Moly	Trek Cruiser springer	Trek Cruiser, steel
Matrix 550 rims; alloy hubs; 14G, black spokes	Matrix 550 rims; alloy hubs; 14G, black spokes	Bontrager Select: Paired Spoke Technology™, Torque sharing super-stiff rear hub; Semi-deep front rim is aero yet forgiving; Rear rim w/OSB improves lateral rigidity, prolongs wheel life; Double butted 14/15 DT spokes; Cro-Moly skewers; 835 g, 20h front/1020 g, 24h rear	Bontrager Select: Paired Spoke Technology™, Torque sharing super-stiff rear hub; Semi-deep front rim is aero yet forgiving; Rear rim w/OSB improves lateral rigidity, prolongs wheel life; Double butted 14/15 DT spokes; Cro-Moly skewers; 835 g, 20h front/1020 g, 24h rear	Alex TA19 double wall rims w/stainless steel eyelets; Shimano C201, 32h rear, alloy quick release front hub; 14G stainless spokes	Matrix 750 rims; Shimano RM40-7 rear, alloy front hub; 14G stainless spokes	Matrix 550 rims; alloy hubs; 14G stainless spokes	Bontrager Select: Paired Spoke Technology™, Torque sharing super-stiff rear hub; Semi-deep front rim is aero yet forgiving; Rear rim w/OSB improves lateral rigidity, prolongs wheel life; Double butted 14/15 DT spokes; Cro-Moly skewers; 835 g, 20h front/1020 g, 24h rear	Bontrager Select: Paired Spoke Technology™, Torque sharing super-stiff rear hub; Semi-deep front rim is aero yet forgiving; Rear rim w/OSB improves lateral rigidity, prolongs wheel life; Double butted 14/15 DT spokes; Cro-Moly skewers; 835 g, 20h front/1020 g, 24h rear	Alloy cruiser rims; Shimano Nexus 7spd rear w/coaster, alloy nudded front hub; 14G stainless spokes	Alloy cruiser rims; Shimano Nexus 4spd rear w/coaster, alloy nudded front hub; 14G stainless spokes
Bontrager Comfort, 26x195"	Bontrager Comfort, 26x195"	Bontrager Select Invert w/Kevlar belt, 700x38c	Bontrager Select Invert w/Kevlar belt, 700x38c	Bontrager Select Invert, 700x38c	Bontrager Select Invert, 700x38c	Bontrager Select Invert, 700x38c	Bontrager Select w/Kevlar belt, 700x35c	Bontrager Select w/Kevlar belt, 700x35c	Cruiser Balloon, 26x2.125"	Cruiser Balloon, 26x2.125"
Trek Webspring comfort	Trek Webspring comfort	Trek CR2+	Trek CR2+	Trek Webspring comfort	Trek Webspring comfort	Trek Webspring comfort	Trek CR2+	Trek CR2+	Trek Webspring Cruiser	Trek Webspring Cruiser
Alloy suspension	Alloy suspension	Alloy suspension	Alloy suspension	Alloy suspension	Alloy suspension	Alloy suspension	Bontrager Sport	Bontrager Sport	Alloy	Alloy
50mm rise	50mm rise	Alloy, 38mm rise	50mm rise	50mm rise	50mm rise	50mm rise	Bontrager Crowbar Race	Bontrager Crowbar Sport	Steel cruiser	Steel cruiser
Alloy adjustable rise	Alloy adjustable rise	Alloy AHS, adjustable rise	Alloy AHS, adjustable rise	Alloy adjustable rise	Alloy adjustable rise	Alloy adjustable rise	Bontrager Sport, 25"	Bontrager Sport, 25"	Forged alloy, top clamp	Forged alloy, top clamp
1-1/8" semi cartridge, sealed	1-1/8" semi cartridge, sealed	AHS 1-1/8" alloy cups, semi cartridge, sealed	AHS 1-1/8" semi cartridge, sealed	1-1/8" semi cartridge, sealed	1-1/8" semi cartridge, sealed	1-1/8" semi cartridge, sealed	AHS 1-1/8" alloy cups, semi cartridge, sealed	AHS 1-1/8" semi cartridge, sealed	Oversized sealed	Oversized sealed
SRAM MRX Plus	SRAM 4.0 Plus	Shimano Deore XT	Shimano Alivio	SRAM MRX Plus	SRAM MRX Plus	SRAM 4.0 Plus	Shimano Deore XT	Shimano Alivio	Shimano Nexus Revo, 7spd	Shimano Nexus Revo, 4spd
Shimano C051	Shimano C051	Shimano Deore XT	Shimano Nexave 301	Shimano Nexave 301	Shimano C102	Shimano C102	Shimano Deore XT	Shimano Nexave 301	N/A	N/A
Shimano Acera	SRAM ESP 4.0	Shimano Deore XT	Shimano Deore LX	Shimano Deore	Shimano Acera	SRAM ESP 3.0	Shimano Deore XT	Shimano Deore	N/A	N/A
Suntour NEX200 48/38/28 w/chainguard	Suntour NEX200 48/38/28 w/chainguard	Shimano Deore 48/38/26	Nexave 141 48/38/28	Shimano FC-T303 48/38/28	Shimano C203 48/38/28 w/chainguard	Suntour NEX200 48/38/28 w/chainguard	Shimano Deore 48/38/26	Shimano 411 48/38/28	Alloy 3 piece single ring, 33T	Alloy 3 piece single ring, 33T
Shimano ZH37 13-34, 7spd	SunRace 13-34, 7spd	SRAM 7.0 11-32, 9spd	SRAM 5.0 11-32, 8spd	SRAM 5.0 11-32, 8spd	Shimano HG-50 11-34, 7spd	SunRace 13-34, 7spd	SRAM 7.0 11-32, 9spd	Shimano HG-50 11-30, 8spd	ZOT	1BT
Alloy linear pull w/front modulator w/alloy levers	Alloy linear pull w/front modulator w/alloy levers	Avid S03 linear pull w/Shimano Deore XT levers	Alloy linear pull w/alloy levers	Alloy linear pull w/front modulator w/alloy levers	Alloy linear pull w/front modulator w/alloy levers	Alloy linear pull w/front modulator w/alloy levers	Avid S03 linear pull w/alloy levers	Alloy linear pull w/alloy levers	Coaster rear	Coaster rear
Dual density platform	Dual density platform	Shimano SPD M324, clipless	ATB, alloy cage w/clips and straps	Dual density platform	Dual density platform	Dual density platform	Shimano MS15, clipless	Alloy road, sealed w/clips and straps	Cruiser platform	Cruiser platform
Bell	Bell	Cane Creek Ergo bar ends		Bell	Bell	Bell	Cane Creek Ergo bar ends		Steel fenders, adjustable alloy kickstand	Steel fenders, adjustable alloy kickstand

Aira Corporation Tel: 27 11 792 2900 Fax: 27 11 792 1932 Sweden Bike Supply Tel: 46 8 760 0070 Fax: 46 8 36 26 40 Tahiti Tahiti Sport - Yet Sing Tel: 689 425 352 Fax: 689 413 336 Taiwan Kenforce International Co., Ltd. Tel: 886 4 835 3575 Fax: 886 4 835 3595 Thailand Probike Co., Ltd. Tel: 662 254 1077 Fax: 662 254 1078 Ukraine Euro-Cycle Tel: 380 482 219 064 Fax: 380 482 219 063 United Arab Emirates Sportsline Tel: 971 4 343 9119 Fax: 971 4 343 2080 Uruguay International Sports Ltda. Tel: 598 2708 2498 Fax: 598 2 401 2514 Venezuela Bike Pro / Bike Planet Tel: 582 12 993 6736 Fax: 582 12 992 8338 West Indies Tri Sport International Tel: 599 544 3462 Fax: 599 545 4385

City & Bike Path

	CRUISER			
	2011	2013	2015	2015
	Calypso	Woody	Cruiser Classic Springer	Cruiser Classic
SIZES	(M) 20"; (WS) 17"	(M) 20"	(WS) 17"	(M) 20"; (WS) 17"
COLORS	Baja Blue/ Metallic Silver	Gloss Black/ Rainforest Green	Breeze Blue	Candy Red/Metallic Silver; (M) Gloss Black/Streamline Blue; (W) Streamline Blue/Stone Pearl
FRAME	Alpha Aluminum. Comfort Cruiser geometry, strong and durable.	Alpha Aluminum. Comfort Cruiser geometry, strong and durable.	Alpha Aluminum. Comfort Cruiser geometry, strong and durable.	Alpha Aluminum. Comfort Cruiser geometry, strong and durable.
FORK	Trek Cruiser, steel	Trek Cruiser springer	Trek Cruiser springer	Trek Cruiser, steel
REAR SHOCK				
WHEELS	Alloy cruiser rims; alloy nudded hubs; 14G stainless spokes	Alloy cruiser rims; nudded coaster brake rear, alloy nudded front hub; 14G stainless spokes	Alloy cruiser rims; nudded coaster brake rear, alloy nudded front hub; 14G stainless spokes	Alloy cruiser rims; nudded coaster brake rear, alloy nudded front hub; 14G stainless spokes
TIRES	Cruiser Balloon, 26x2.125"	Cruiser Balloon, 26x2.125"	Cruiser Balloon, 26x2.125"	Cruiser Balloon, 26x2.125"
SADDLE	Trek Webspring Cruiser	Trek Webspring Cruiser	Trek Webspring Cruiser	Trek Webspring Cruiser
SEATPOST	Alloy	Alloy	Alloy	Alloy
HANDLEBARS	Steel cruiser	Steel cruiser	Steel cruiser	Steel cruiser
STEM	Forged alloy, top clamp	Forged alloy, top clamp	Forged alloy, top clamp	Forged alloy, top clamp
HEADSET	Oversized sealed	Oversized sealed	Oversized sealed	Oversized sealed
SHIFTERS	SRAM MRX Plus	N/A	N/A	N/A
FRONT DERAILLEUR	N/A	N/A	N/A	N/A
REAR DERAILLEUR	Shimano TY40	N/A	N/A	N/A
CRANKSET	One piece forged, 40T	One piece forged, 40T	One piece forged, 40T	One piece forged, 40T
CASSETTE	SunRace 13-34, 7spd	18T	18T	18T
BRAKESET	ProMax linear pull w/ProMax linear pull levers	Coaster rear	Coaster rear	Coaster rear
PEDALS	Cruiser platform	Cruiser platform	Cruiser platform	Cruiser platform
EXTRAS	Steel fenders, adjustable alloy kickstand	Steel fenders, adjustable alloy kickstand, rear rack	Steel fenders, adjustable alloy kickstand	Adjustable alloy kickstand

There are lots of ways
We recommend

There are a few things that are essential for every bike ride.

HELMET

Protect your most valuable asset while cycling – your head.

CYCLING GLOVES

Your hands keep you in control. Gloves provide extra grip, comfort, and protection.

FLAT PACK

Take one on every ride: it's got all you need to replace a tube or fix a flat (and that's way better than walking home).