



2002

MERLIN METALWORKS

U.S.A.



Tom Kellog
Chief Frame Designer
MERLIN

Merlin

Everyone has had an experience that they would call perfect. The perfect day to be outside, the perfect tool for the job, the perfect place for to live. Once you've had a glimpse of perfection, it becomes an addiction and nothing else will do. Following that philosophy, our mission at Merlin is to make the perfect bicycle. We start with the perfect frame building material: titanium. But, it's not enough that titanium has inherent legendary strength-to-weight performance and corrosion resistance. Merlin tubing is custom drawn to our exclusive MTS 3/2.5 (Merlin Tube Specification) standards that actually exceed aerospace standards for precision and uniformity. The frame is then hand assembled by artisans who proudly add their signatures to the meticulous record that accompanies each stage of creation.

Is all this attention to the smallest detail necessary to build a good bicycle?
Maybe not. But, remember, our goal is not merely good... it is perfect.



But what's perfect for me might not be perfect for you. That is why we developed our Made to Measure custom fit program. We offer a simple, questionnaire on our website at www.merlinbike.com that will allow our designers to create the perfect bike for you. Tom Kellogg has worked diligently to create the perfect fit guide for Merlin bikes.


We'll make modifications based on specific body dimensions and even riding preferences. If you have specific components you want to use, we'll design around them. We've even made a number of modifications for people who suffer from back trouble.

The goal is the creation of a bike that is an extension of you. Once your dealer sends us the completed form, we will generate a custom blueprint for your approval. Sign it, send it back, and in no time at all, you will be on the saddle on the most perfect bike for you.

custom
perfection

road bikes

merlin



*Rider: Carrie Meadows
Coprovider - Merlin Metalworks*

The wind brushes your face and you know that you have found perfection. The perfect union of body, mind, and titanium. Remember to breathe - the exultation is real. Only premium materials and meticulous methodology are used to sculpt a Merlin bicycle. Our road bikes are designed to help you conquer impossible grades with ease and hold the tightest lines with confidence.

Whether gliding over rolling hills or cruising along a country road, a Merlin bicycle embodies the perfect cycling experience.

Discover Merlin road bikes and discover perfection.

PHOTOGRAPHY: JACK PARKER

6

LOCATION: BLUFFVIEW ART DISTRICT, CHATTANOOGA, TN



extralight merlin

Benefits

Merlin MT5 uses special 3Al-2.5V double-butted tubing provides an incredible lightweight and smoothly strong high-performance frame | Vertical compliance and ride comfort are enhanced by the sculpted hourglass seatstays | Merlins new 1 1/8" integrated headsets allow for easy maintenance | Slim Roll-Over designed 28" Extralight wheels with 20 spokes and a 1.25" rim for superb all-around performance and classic styling | We also offer steel and long handle options for your preference | Merlins Merino-Union program offers a custom fit | For complete lifetime warranty information, go to www.merlincycles.com



sizes		
45	47	49
51	53	54
55	56	57
59	60	61
		63
inches		





This Extralight is pictured with optional equipment.

From its conception in 1992, the Merlin Extralight continues to be the industry's yardstick for performance, weight, quality, and craftsmanship. Created for cycling purists by cycling purists, this frame blends comfort and performance. It was designed for the perfect ride. Whether you are setting the pace for the criterium, or just out on an evening cruise, this bike is truly a pleasure to behold and to pedal.

designed
for the
perfect ride

www.merlinbike.com

LOCATION: BLUFFVIEW ART DISTRICT, CHEVY/ANDOGA, TN

PHOTOGRAPHY: JACK PARKER



xl compact merlin

Benefits

The XLCompact is new for 2002 | The super-light weight of this compact design is shaved even more by using Merlin MTS size-specific 3Al-2.5V double-butted tubing | Merlin's 1 1/8" integrated headset design allows for easy maintenance | Drivetrain power-transfer is enhanced by large diameter 7/8" butted V-bend chainstays | Lightweight and strong Incompact seatstays counter the stiffness of the compact design and absorb rear shock for riding comfort | For complete lifetime warranty information, go to www.horribill.com



- sizes
- small
- medium
- medium/large
- large
- extra large
- custom



This XLCompact is pictured with optional equipment.



By definition, a compact frame provides for greater stiffness to weight ratio, and thus, increased stroke response and acceleration. This bike was designed to blast over climbs like a rocket and dart through the peloton like a hummingbird. Whether you are a dedicated racer or a more casual cyclist, you will appreciate the strength and agility of this frame.

like a hummingbird

The innovation and craftsmanship that are hallmarks of Merlin are epitomized in the XLCompact.

www.merlinbike.com

cyrene merlin

Benefits

The Cyrene is the same Tom Petrows road design and is new for 2002 | Unmatched comfort and performance due to Merlin M75 size-specific 34.25W tubing | Precise steering ability is enhanced by the increased Merlin M15 1 3/8" downtube | 1 1/8" integrated trailhead design provides easy maintenance | Directional stiffness due to large diameter 20" sealed 2-bend chainstays | Massless seatstays provide all-day comfort and rear shock absorption | Merlin's "Made-to-Measure" program offers a custom fit | For complete technical accessory information, go to www.merlinbike.com

sizes

45	47	49
51	53	54
55	56	57
58	59	61
		63
		custom



This Cyrene is pictured with optional equipment.




Pick a road. Any road – the road less traveled, the road to glory, the yellow brick road – any road.

We have designed the perfect bike for it. It is simply called the Merlin Cyrene. Using race proven geometry and size-specific tubing technology, we have created an all-around bike that can cruise forever or blast ahead of the peloton. Just pick a road. Any road.



just pick a road
any road



agilis merlin

Benefits

Lightweight compact frame design offers powerful acceleration for sprinting and climbing | MERLIN SETS the specific 142-2.5V tubing and 1 1/8" integrated headset | Large profile wheels weigh savings without sacrificing strength | Drivetrain stiffness is enhanced by large diameter 7/8" butted V-bend chainstays | Sculpted with MERLIN's curved fenders increases handling and comfort | Geometry by Tom Kellogg | For complete MERLIN eBike information, go to www.merlinbike.com

sizes

- small
- medium
- medium/large
- large
- extra large
- custom



This Agilis is pictured with optional equipment.



Tom Kellogg created this frame with one thing in mind - performance. Nimble, aggressive performance. The kind of performance that makes you feel like you are flying. Just climb aboard this compact frame and take your first downstroke. You'll understand that the Agilis is designed to get you anywhere you want to go and get you there fast.




nimble
aggressive
...flying

www.merlinbike.com

mtn. bikes

merlin

Rider: Steve West
Art Director:
Merlin Metzendorf



We know what beckons the mountain biker.
It's the challenge of the trail and the primal urge
that calls you over the next hill.

It's the lure of the mountain.

We know and we *understand*, because we have
heard that same call. It's the call that drives us
to build our bikes using the toughest materials
known to man. Merlin titanium, in addition to
being ultra-light, is unbelievably strong and
resilient. Our geometry is specifically designed
to soak up even the most ghastly punishment.

So, go ahead, follow your instincts...see what's
over the next hill.



xlm

merlin

Benefits

Merlin MTS size-specific 3Al-2.5V double-butted tubing is specifically designed for performance | The large-diameter 7/8" butted S-bend chainstays provide superlative drivetrain stiffness | Merlin's center mounted brake boss design enhances braking power with less twist and flex to Merlin center-mounted brake boss design | Disc-compatible dropouts allow for broader choice of brake systems | Optional Custom geometry through Merlin's "Made-to-Measure" program | For complete lifetime warranty information, go to www.merlinbike.com

sizes

- 13.5
- 15
- 16.25
- 17.5
- 18.75
- 20
- 21.5
- custom



This XLM is pictured with optional equipment.



This is the top of the mountain. Merlin's XLM represents the ultimate in hardtail technology. With an incredibly lightweight 3Al-2.5V titanium frame, aggressive geometry, and disc brake compatible dropouts, this bike is made to climb very easily and stop very quickly. Whether you're after trophies or just memories, this bike is your ticket to the top.



welcome to the
very top

www.merlinbike.com

mountain

merlin

Benefits

The Merlin MTS line-specific 29" 2.1V tires and 100mm front suspension performance and control | Added stiffness is due to Merlin MTS 1" 31" diameter | 78° butted 5-bar 1 1/8" diameter cross member allows with 24" 2.1V front suspension enhances vertical compliance | Better braking power with less brake wear is due to Merlin's 100mm mounted 5-way disc design | The complete mounts allow for choice of brake systems | For complete lifetime warranty information, go to www.merlincycle.com

sizes

- 13.5
- 15
- 16.25
- 17.5
- 18.75
- 20
- 21.5
- custom



This Mountain is pictured with optional equipment.



If you were to apply the words 'elegant' and 'rugged' to a mountain bike, it would be the Merlin Mountain. We have taken the classic mountain frame design, and created a work of art. But, make no mistake, this beauty has the soul of a predator. It attacks the terrain like a cougar taking down a meal. No contest. Climb on a Mountain, and you'll find an aggressive hardtail with classic lines and all the subtle refinements and superb craftsmanship that you can only get from a Merlin.

work of art
soul of
a predator

www.merlinbike.com



echo merlin

Benefits

The Echo sports a proprietary profiled rear suspension that radically improves traction and control | Outstanding performance comes from the Merwin MTE and-synchro 3N 2-SV tubing | Drivetrain stiffness is enhanced by the large diameter 708" butted V-bend chainstays | The equalizing Merwin bottom bracket is specifically crafted from a solid block of titanium | Disc-compatible dropouts allow for choice of brake systems | For complete lifetime warranty information, go to www.merlinbike.com

sizes

- 13.5
- 15
- 16.25
- 17.5
- 18.75
- 20
- custom




This Echo is pictured with optional equipment.



OK, so you demand more from your mountain bike.
You want climbing excellence, superb craftsmanship,
and a lifetime of performance.
You want the Echo...

The Echo sports a unique pivotless rear suspension
on an outstanding mountain frame giving you the
uncommon power transfer, agility, and speed that
you can only find on a Merlin Echo.

www.merlinbike.com



echo



newsboy

merlin

PHOTOGRAPHY: JACK PARKER

22

Benefits

Merlin MTG 24-2.5V alloy frame provides exceptional control and performance | Stunning hookless seatposts are reminiscent of a 32's cruiser | The working handlebars feature MTG 24-2.5V chromed steel adds tremendous strength to this beautiful design | We incorporated a 1 1/8" integrated headset which makes for easy maintenance | The Hayes刹碟刹 disc brakes provide unbeatable stopping power | For complete feature warranty information, go to www.merlino.com

sizes
small
medium
large

Limited Edition

The standard Newsboy package includes 2 sets of Shimano XT Disc hubs, one with Mavic 317 mountain rims and one with Mavic Open Pro road rims. It also includes a Newsboy hat, t-shirt, and 2 custom wheelbags.



This Newsboy is pictured with optional equipment.



If Webster had owned a Merlin newsboy, he would have put its picture next to the definition of "cool". The gorgeous sweeping lines of this frame harken back to the days of malt shops and vinyl records. Yet, this elegant bike is the most technically advanced cruiser you'll find. Disc brakes, internal cable routing, bombproof 3Al-2.5V titanium frame... ..cool.

And, the Newsboy is just as happy on the pavement as it is on the dirt. With a simple change to the 700c road wheels that also come with the bike, you can leave the trails and cruise the streets. The adjustable front suspension soaks up the most grueling geography with ease whether it is covered with rocks or speed bumps. Be the first kid on your block to own a Newsboy and be instantly cool.







either asphalt
or dirt

www.merlinbike.com

frame geometry





road bikes

road frames	size - cm	virtual size - cm	frame size [c to c] - cm	top tube length - cm	head tube angle	seat tube angle	chainstay length - cm	wheelbase - cm	standover height - cm	bb drop - cm	head tube length - cm	fork rake - cm	weight - grams (lbs)	
	Agilis	S	51.5	45.2	54.5	73.0°	74.0°	41.0	98.4	74.8	7.0	14.3	4.5	1286 (2.84)
	M	53.5	45.2	55.5	73.5°	73.5°	41.0	98.0	75.0	7.0	15.8	4.0	1327 (2.93)	
	ML	55.5	45.2	56.5	73.5°	73.0°	41.0	98.5	75.7	7.0	17.7	4.0	1413 (3.12)	
	LG	57.5	45.2	57.5	74.0°	73.0°	41.0	99.0	76.5	7.0	19.5	4.0	1497 (3.30)	
	XL	59.5	49.5	58.5	74.0°	72.5°	41.6	100.2	80.0	6.7	21.6	4.0	1586 (3.50)	
	ExtraLight	45	43.3	51.0	71.5°	74.0°	41.3	96.4	69.6	4.8	12.3	3.8	1069 (2.36)	
	47	45.3	51.5	71.5°	74.0°	41.3	97.0	71.5	4.8	14.3	3.8	1109 (2.44)		
	49	47.3	52.1	72.5°	74.0°	41.6	96.7	73.7	7.3	10.9	4.5	1117 (2.46)		
	51	49.4	53.3	73.0°	74.0°	41.6	97.8	75.7	7.0	12.2	4.5	1158 (2.55)		
	51 (short)	49.4	52.1	72.5°	74.0°	41.6	97.0	75.7	7.0	12.2	4.5	1158 (2.55)		
	53	51.4	54.5	73.0°	74.0°	41.0	98.4	77.6	7.0	14.3	4.5	1198 (2.64)		
	53 (short)	51.4	53.3	73.0°	74.0°	41.0	97.2	77.6	7.0	14.3	4.5	1198 (2.64)		
	54	52.2	55.0	73.0°	73.5°	41.0	98.4	78.4	7.0	15.1	4.5	1198 (2.64)		
	54 (short)	52.2	54.5	73.0°	73.5°	41.0	97.9	78.4	7.0	15.1	4.5	1198 (2.64)		
	55	53.2	55.5	73.5°	73.5°	41.0	98.0	79.4	7.0	15.8	4.0	1242 (2.74)		
	55 (short)	53.2	55.0	73.0°	73.5°	41.0	97.9	79.4	7.0	15.8	4.0	1242 (2.74)		
	56	54.2	56.1	73.5°	73.0°	41.0	98.1	80.2	7.0	16.7	4.0	1240 (2.73)		
	56 (short)	54.2	55.5	73.5°	73.0°	41.0	97.5	80.2	7.0	16.7	4.0	1240 (2.73)		
	57	55.2	56.5	73.5°	73.0°	41.0	98.5	81.2	7.0	17.6	4.0	1237 (2.73)		
	57 (short)	55.2	56.1	73.5°	73.0°	41.0	98.1	81.2	7.0	17.6	4.0	1237 (2.73)		
58	56.2	57.1	73.5°	73.0°	41.0	99.1	82.1	7.0	18.6	4.0	1281 (2.82)			
59	57.2	57.5	74.0°	73.0°	41.0	99.0	83.1	7.0	19.5	4.0	1324 (2.92)			
61	59.2	58.5	74.0°	72.5°	41.6	100.2	85.1	6.7	21.6	4.0	1410 (3.11)			
63	61.2	59.5	74.0°	72.5°	41.6	101.1	87.0	6.7	23.6	4.0	1447 (3.19)			
	XLCompact	S	51.5	45.2	54.5	73.0°	74.0°	41.0	98.4	74.8	7.0	13.3	4.5	1265 (2.79)
	M	53.6	45.2	55.5	73.5°	73.5°	41.0	98.0	75.0	7.0	14.8	4.0	1284 (2.83)	
	ML	55.5	45.2	56.5	73.5°	73.0°	41.0	98.5	75.7	7.0	16.7	4.0	1319 (2.91)	
	LG	57.5	45.2	57.5	74.0°	73.0°	41.0	99.0	76.5	7.0	18.5	4.0	1322 (2.93)	
	XL	59.5	49.5	58.5	74.0°	72.5°	41.6	100.2	80.0	6.7	20.6	4.0	1341 (2.96)	
	Cyrene	45	43.3	51.0	71.5°	74.0°	41.3	96.4	69.6	4.8	11.3	3.8	1328 (2.93)	
	47	45.3	51.5	71.5°	74.0°	41.3	97.0	71.5	4.8	13.3	3.8	1351 (2.98)		
	49	47.4	52.1	72.5°	74.0°	41.6	96.8	73.8	7.3	9.9	4.5	1357 (2.99)		
	51	49.3	53.3	73.0°	74.0°	41.6	97.8	75.7	7.0	11.2	4.5	1397 (3.08)		
	53	51.3	54.5	73.0°	74.0°	41.0	98.4	77.6	7.0	13.3	4.5	1425 (3.14)		
	54	52.3	55.0	73.0°	73.5°	41.0	98.4	78.4	7.0	14.1	4.5	1442 (3.18)		
	55	53.3	55.5	73.5°	73.5°	41.0	98.0	79.4	7.0	14.8	4.0	1446 (3.19)		
	56	54.3	56.1	73.5°	73.0°	41.0	98.1	80.2	7.0	15.8	4.0	1445 (3.19)		
	57	55.3	56.5	73.5°	73.0°	41.0	98.5	81.2	7.0	16.6	4.0	1488 (3.28)		
	58	58.3	57.1	73.5°	73.0°	41.0	99.1	82.1	7.0	17.6	4.0	1499 (3.30)		
	59	57.3	57.5	74.0°	73.0°	41.0	99.0	83.1	7.0	18.5	4.0	1592 (3.51)		
	61	59.3	58.5	74.0°	72.5°	41.6	100.2	85.1	6.7	20.6	4.0	1685 (3.71)		
	63	61.2	59.5	74.0°	72.5°	41.6	101.1	87.0	6.7	22.6	4.0	1686 (3.72)		

*650c wheels

frame geometry

mountain bikes

mntn. frames	size - in.	top tube length - in.	head tube angle	seat tube angle	chainstay length - in.	wheelbase - in.	standover height - in.	bb drop - in.	head tube length - in.	fork rake - mm	weight - grams (lbs)
	XLM 13.5	21.4	70.5	73.5	16.7	40.2	26.6	1.3	3.8	38.1	1187 (2.62)
	15	22.2	71.0	73.5	16.7	40.8	27.9	1.3	4.2	38.1	1233 (2.72)
	16.25	22.8	71.0	73.5	16.7	41.5	28.9	1.3	4.4	38.1	1278 (2.82)
	17.5	23.4	71.0	73.0	16.7	41.9	29.8	1.3	4.7	38.1	1282 (2.83)
	18.75	24.0	71.0	72.5	16.7	42.4	30.9	1.3	5.4	38.1	1369 (3.02)
	20	24.7	71.5	72.5	16.7	42.9	31.9	1.3	6.0	38.1	1377 (3.04)
	21.5	25.4	72.0	72.0	16.8	43.5	33.5	1.3	7.5	38.1	1505 (3.32)
	Mountain 13.5	21.4	70.5	73.5	16.7	40.2	26.6	1.3	3.8	38.1	1505 (3.32)
	15	22.2	71.0	73.5	16.7	40.8	27.9	1.3	4.2	38.1	1527 (3.37)
	16.25	22.8	71.0	73.5	16.7	41.5	28.9	1.3	4.4	38.1	1550 (3.42)
	17.5	23.4	71.0	73.0	16.7	41.9	29.8	1.3	4.7	38.1	1686 (3.72)
	18.75	24.0	71.0	72.5	16.7	42.4	30.9	1.3	5.4	38.1	1732 (3.82)
	20	24.7	71.5	72.5	16.7	42.9	31.9	1.3	6.0	38.1	1822 (4.02)
	21.5	25.4	72.0	72.0	16.8	43.5	33.5	1.3	7.5	38.1	1868 (4.12)
	Echo 13.50	21.4	71.0	73.0	16.7	39.9	26.7	1.3	3.8	38.1	1833 (4.04)
	15.00	22.2	71.0	73.0	16.7	40.7	28.0	1.3	4.2	38.1	1834 (4.05)
	16.25	22.8	71.0	73.0	16.7	41.3	28.9	1.3	4.4	38.1	1879 (4.14)
	17.50	23.4	71.0	73.0	16.7	41.9	29.8	1.3	4.7	38.1	1902 (4.20)
	18.75	24.0	71.0	73.0	16.7	42.5	30.9	1.3	5.4	38.1	1924 (4.24)
	20.00	24.7	71.0	73.0	16.7	43.2	31.6	1.3	6.0	38.1	1970 (4.34)
	Newsboy 16.25	22.1	70.5	73.5	16.7	41.0	29.1	1.0	4.0	38.1	1849 (4.08)
	17.25	22.9	70.5	73.5	16.7	41.8	29.8	1.0	4.0	38.1	1877 (4.14)
	18.5	23.6	70.5	73.5	16.7	42.5	30.7	1.0	4.0	38.1	1921 (4.24)



components

road kits

	Shimano DuraAce	Shimano Ultegra	Campagnolo Record 10s	Campagnolo Chorus 10s	Campagnolo Centaur 10s	
Controls	Headset Option 1 Handlebar Stem Grips / Bar Tape Saddle Seat Post	Campagnolo Hiddenset Chris King Nothreadset ITM Millennium 26.0 ITM Millennium 26.0 Off the Front / Merlin Selle Italia Flite OEM Thompson Elite, black	Cane Creek IS - 5 Cane Creek S2 ITM Super Pro 260 black ITM Big One Off the Front / Merlin Selle Italia Flite OEM Thompson Elite, black	Campagnolo Hiddenset Chris King Nothreadset ITM Millennium 26.0 ITM Millennium 26.0 Off the Front / Merlin Selle Italia Flite OEM Thompson Elite, black	Campagnolo Hiddenset Chris King Nothreadset ITM Millennium 26.0 ITM Millennium 26.0 Off the Front / Merlin Selle Italia Flite OEM Thompson Elite, black	Cane Creek IS - 5 Cane Creek S2 ITM Super Pro 260 black ITM Big One Off the Front / Merlin Selle Italia Flite OEM Thompson Elite, black
Drivetrain	Front Derailleur FD Adapter Rear Derailleur Shifters Cranksets Bottom Bracket Cassette Chain	Shimano Dura Ace braze on Shimano 31.8 or 34.9 Shimano Dura Ace Shimano Dura Ace STI Shimano Dura Ace Shimano Dura Ace Shimano Dura Ace Shimano Dura Ace / XTR	Shimano Ultegra braze on Shimano 31.8 or 34.9 Shimano Ultegra Shimano Ultegra STI Shimano Ultegra Shimano Ultegra Shimano Ultegra Shimano HG - 93	Camp. Record 10s braze on Shimano 31.8 or 34.9 Campagnolo Record 10s Campagnolo Record 10s Campagnolo Record 10s Campagnolo Record Campagnolo Record 10s Campagnolo Record 10s	Camp. Chorus 10s braze on Shimano 31.8 or 34.9 Campagnolo Chorus 10s Campagnolo Chorus 10s Campagnolo Chorus 10s Campagnolo Chorus Campagnolo Chorus 10s Campagnolo Record 10s	Camp. Centaur 10s braze on Shimano 31.8 or 34.9 Campagnolo Centaur 10s Campagnolo Centaur 10s Campagnolo Centaur 10s Campagnolo Centaur Campagnolo Centaur 10s Campagnolo Record 10s
Brake System	Brakes Levers	Shim. Dura Ace Super SLR Shimano Dura Ace STI	Shimano Ultegra Super SLR Shimano Ultegra STI	Campagnolo Record brake Campagnolo Record 10s	Campagnolo Chorus brake Campagnolo Chorus 10s	Campagnolo Centaur brake Campagnolo Centaur 10s
Wheelset	Front Hub Rear Hub Rims Spokes Nipples Tires	Shimano Dura Ace 32 hole Shimano Dura Ace 32 hole Mavic Open Pro black Wheelsmith XL Wheelsmith Aluminum Hutchinson Carbon Comp	Shimano Ultegra 32 hole Shimano Ultegra 32 hole Mavic Open Pro black Wheelsmith DB Wheelsmith Aluminum Hutchinson Carbon Comp	Campagnolo Record 32 hole Campagnolo Record 32 hole Mavic Open Pro black Wheelsmith XL Wheelsmith Aluminum Hutchinson Carbon Comp	Camp. Chorus 32 hole Camp. Chorus 32 hole Mavic Open Pro black Wheelsmith DB Wheelsmith Aluminum Hutchinson Carbon Comp	Campagnolo Centaur 32 hole Campagnolo Centaur 32 hole Mavic CPX 21 black Wheelsmith DB Wheelsmith Brass Hutchinson Carbon Comp

Components and options are subject to change.

TITANIUM JERSEY This high quality Giordana™ jersey has generous length and deep pockets. Exclusive Michron™ performance fabric offers superb heat/moisture dispersion and breathability. Available in sizes S-XL.



apparel

TITANIUM SHORT Functional and comfortable to the extreme, these Giordana Sumatra™ shorts feature a CoolMax™ by DuPont™ pad that will take the sting out of those long rides. Available in sizes S-XL.

RETRO JERSEY The same high quality and performance as our Titanium Jersey but with a classic look. Available in sizes S-XL.

RETRO SHORT

With the same features as our Titanium Shorts, but designed to accompany the Retro Jersey. Available in sizes S-XL.

MERLIN MEDALLION T-SHIRT

This Hanes™ Beefy-T is featured in silver blue with the Merlin Medallion logo. Sizes from S to XXL.



road triple kits mtn. kits

Shimano DuraAce	Shimano Ultegra	Campagnolo Record T	Shimano XTR	Shimano XT		
Campagnolo Hiddenset Chris King NoThreadset Mavic Open Pro 26.0 Mavic Open Pro 26.0 Off the Front / Merlin Selle Italia Flite OEM Thompson Elite, black	Cane Creek IS - 5 Cane Creek S2 ITM Super Pro 260 black ITM Big One Off the Front / Merlin Selle Italia Flite OEM Thompson Elite, black	Campagnolo Hiddenset Chris King NoThreadset ITM Super Pro 260 black ITM Big One Off the Front / Merlin Selle Italia Flite OEM Thompson Elite, black	Campagnolo Hiddenset Chris King NoThreadset Kore Lite Thompson Elite black Pedros Slimwall Selle Italia Flite OEM Thompson Elite black	Cane Creek IS - 5 Cane Creek S2 Kore Lite Thompson Elite black Pedros Slimwall Selle Italia Flite OEM Thompson Elite black	Headset Option 1 Handlebar Stem Grips/Bar Tape Saddle Seat Post	Controls
Shimano Dura Ace braze on Shimano 31.8 or 34.9 Shimano Dura Ace Shimano Dura Ace STI Shimano Dura Ace Shimano Dura Ace Shimano Dura Ace / XTR	Shimano Ultegra, braze on Shimano 31.8 or 34.9 Shimano Ultegra Shimano Ultegra STI Shimano Ultegra Shimano Ultegra Shimano Ultegra Shimano HG - 93	Camp. Record 9s braze on Shimano 31.8 or 34.9 Campagnolo Racing Triple 9s Campagnolo Ergo Campagnolo Racing Triple 9s Campagnolo Triple Campagnolo 12/27 9 speed Campagnolo Racing 9s	Shimano XTR Top Pull N / A Shimano XTR Shimano XTR Rapid Fire Shimano XTR Shimano XTR Shimano XTR 12 / 34 Shimano Dura Ace / XTR	Shimano XT Top Pull N / A Shimano XTR Shimano XT Rapid Fire Shimano XT Shimano LX / XT Shimano XT 11 / 34 Shimano HG - 93	Front Derailer FD Adapter Rear Derailer Shifters Crank Bottom Bracket Cassette Chain	Drivetrain
Shimano Dura Ace Super SLR Shimano Dura Ace STI	Shimano Ultegra Super SLR Shimano Ultegra STI	Campagnolo Campagnolo Ergo	Shimano Vbrake XTR Shimano XTR or disc option	Shimano Vbrake XT Shimano XT	Brakes Levers	Brake Systems
Shimano Dura Ace 32 hole Shimano Dura Ace 32 hole Mavic Open Pro black Wheelsmith XL Wheelsmith Aluminum Hutchinson Carbon Comp	Shimano Ultegra 32 hole Shimano Ultegra 32 hole Mavic Open Pro black Wheelsmith DB Wheelsmith Aluminum Hutchinson Carbon Comp	Campagnolo 32 hole Campagnolo 32 hole Mavic Open Pro black Wheelsmith DB Wheelsmith Aluminum Hutchinson Carbon Comp	Shimano XTR 32 hole Shimano XTR 32 hole Mavic X 517 CD Wheelsmith DB Wheelsmith Aluminum Hutchinson Mosquito	Shimano XT 32 hole Shimano XT 32 hole Mavic X 517 black Wheelsmith DB Wheelsmith Aluminum Hutchinson Mosquito	Front Hub Rear Hub Rims Spokes Nipples Tires	Wheelsets

Merlin

and accessories

MERLIN SIGNATURE T-SHIRT

This Hanes™ Beely-T is featured in black with the Merlin Signature logo. Sizes from S to XXL.

ALSO AVAILABLE, but not pictured:

MERLIN MEDALLION LOGO CAP Available in Stone color. One size fits all.

MERLIN SIGNATURE LOGO CAP Available in Black. One size fits all.

MERLIN SIGNATURE POLO SHIRT Available in Black. Sizes from S to XL.

MERLIN METALWORKS SOCKS Made by DeFeet. Available in Black. Sizes from S to XL.

MERLIN RETRO SOCKS Made by DeFeet. Available in Blue/White. Sizes from S to XL.

MERLIN METALWORKS HANDLEBAR TAPE Made by Off-The-Front. Available in Black, Blue, or White.

MERLIN WATER BOTTLE Large water bottle featuring the Merlin Signature logo

MERLIN PINT GLASS Constructed with the legendary Merlin durability, this glass is as stout as the stoutest stout you can handle.



M

merlin metalworks

U.S.O. | P.O. Box 23463
Chattanooga, TN 37422
1.888.5MERLIN toll free
423.238.4923 tel.
423.238.4682 fax
info@merlinbike.com

europa | PO Box 2247
Swindon
SM58XH
United Kingdom
+44 [0]870.241.4478 tel
+44 [0]870.241.4478 fax
americanbicycle@aol.com

www.merlinbike.com

