

TREK
WWW.TREKBIKES.COM

2000

ALLSPORT/Tom Able Green



Lance Armstrong
1999 Tour de France
Champion

STP

SOFT | TAIL | PRO

TREK SOFT TAIL PRO™ (STP) FULL SUSPENSION RACE BIKES ARE THE LIGHTEST YOU CAN RIDE.

- ▶ Optimum Compaction Low Void (OCLV) carbon fiber, molded and bonded into a lightweight, 3.6-pound, true double diamond frame.
- ▶ OCLV's infinite fatigue life and the frame's warranty ensure a lifetime of racing performance.
- ▶ OCLV's directional properties create a rear triangle that's vertically responsive and laterally stiff.
- ▶ The compliant rear triangle has an air shock with 1.25" of adjustable travel instead of a monostay, creating a pivotless rear suspension that takes the edge off rough singletrack.
- ▶ The Trek Pro Geometry gives you balance and control at race speed.



XC FULL SUSPENSION

STP 400™

The lightest full suspension bike available anywhere.

- ▶ The OCLV Soft Tail Pro carbon frame, handbuilt in the U.S., is a proven Pro World Cup winner.
- ▶ The simple STP pivotless rear suspension takes the edge off and puts the power on.
- ▶ The durable, lightweight Rolf Propel paired spoke wheelset is the pros' weapon of choice.
- ▶ The Rock Shox SID Racelite 63mm fork and SID Adjust 1.25" rear air shock are dialed for XC racing.
- ▶ Shimano XTR crank and 9-speed derailleurs.

PRO COMP REC

FRAMESET AVAILABLE AS SHOWN



XC FULL SUSPENSION

STP 300™

The full suspension bike that will beat your current hardtail.

- ▶ The OCLV Soft Tail Pro carbon frame, handbuilt in the U.S., is a proven Pro World Cup winner.
- ▶ The simple STP pivotless rear suspension takes the edge off and puts the power on.
- ▶ The Rolf Urraco wheelset is patented, paired-spoke and speed-guaranteed.
- ▶ The Rock Shox SID XC 80mm fork and SID Adjust 1.25" rear air shock are dialed for XC racing.
- ▶ ICON Graphite crank and Shimano XT/XTR 9-speed derailleurs.

PRO COMP REC



XC FULL SUSPENSION

STP 200™

Soft Tail Pro power to the pedal.

- ▶ The OCLV Soft Tail Pro carbon frame, handbuilt in the U.S., is a proven Pro World Cup winner.
- ▶ The simple STP pivotless rear suspension takes the edge off and puts the power on.
- ▶ The Rolf Dolomite wheelset drops spoke count and weight without sacrificing strength or durability.
- ▶ The Rock Shox Judy Race 80mm fork and SID Adjust 1.25" rear air shock are dialed for XC racing.
- ▶ ICON Graphite crank and Shimano LX/XT 9-speed derailleurs.

PRO COMP REC



XC FULL SUSPENSION

VRX 300™

The best all-around full suspension bike on the market.

- ▶ The Alpha FS aluminum frame, handbuilt in the U.S., is gusseted, oversized and bombproof.
- ▶ The Fully Independent Linkage (F.I.L.) bar varies the rate of the rear shock – it starts supple, but ramps up on big hits so you don't bottom out.
- ▶ F.I.L. has two shock positions (all conditions and cross country) to let you dial in the ride.
- ▶ The Rolf Dolomite wheelset drops spoke count and weight without sacrificing strength or durability.
- ▶ The Manitou SX 80mm fork and Cane Creek air shock with up to 5" of rear wheel travel are tuned for all-around cross country rides.
- ▶ ICON Graphite crank and Shimano LX/XT 9-speed derailleurs.

PRO COMP REC



LONG TRAVEL FULL SUSPENSION

VRX 400™

A long travel big hitter.

- ▶ The Alpha FS aluminum frame, handbuilt in the U.S., is welded and gusseted for a bombproof design.
- ▶ The Fully Independent Linkage (F.I.L.) bar varies the rate of the rear shock – it starts supple, but ramps up on big hits so you don't bottom out.
- ▶ F.I.L. has two shock positions to let you dial in the ride.
- ▶ The Bontrager Corvair machined rims and Jones tires are designed by Keith Bontrager for all-around cross country use.
- ▶ The Marzocchi Z.3 Flylight 100mm fork and Fox Vanilla coil shock with up to 5" of rear wheel travel eat up big stuff.
- ▶ ICON Onyx crank and Shimano LX/XT 9-speed derailleurs.

PRO COMP REC

FRAMESET AVAILABLE



XC FULL SUSPENSION

VRX 200™

Ride long, ride hard in all conditions.

- ▶ The Alpha FS aluminum frame, handbuilt in the U.S., is gusseted, oversized and bombproof.
- ▶ The Fully Independent Linkage (F.I.L.) bar varies the rate of the rear shock – it starts supple, but ramps up on big hits so you don't bottom out.
- ▶ F.I.L. has two shock positions (all conditions and cross country) to let you dial in the ride.
- ▶ The Rolf Satellite paired spoke wheelset is fast and durable.
- ▶ The Rock Shox Judy XC 80mm fork and Cane Creek air shock with up to 5" of rear wheel travel are tuned for all-around cross country rides.
- ▶ ICON Obsidian crank and Shimano LX/XT 9-speed derailleurs.

PRO COMPETITION REC



XC FULL SUSPENSION

Y3™

The proven, full suspension comfort ride.

- ▶ An Alpha FS aluminum frame, handbuilt in the U.S., in the proven Y Bike® design.
- ▶ The Bontrager Corvair machined rims and Jones tires are designed by Keith Bontrager for all-around cross country use.
- ▶ The Rock Shox Jet 65mm fork and Fox Vanilla coil rear shock with 1.5" stroke smooth out the trail.
- ▶ Shimano Acera crank and Alivio/LX 8-speed derailleurs.

PRO COMPETITION REC

TEAM VW

HARDTAIL



XC HARDTAIL

Pro 9.9™

The ultimate racing hardtail – the chariot of Trek/VW Pro and '99 NORBA national champion Travis Brown.

- ▶ The new OCLV HC carbon frame, handbuilt in the U.S., increases overall riding performance and durability in a sweet, lightweight package.
- ▶ Alpha aluminum chainstays provide extra strength and are disc brake compatible.
- ▶ The durable, lightweight Rolf Propel paired spoke wheelset is the pros' weapon of choice.
- ▶ The Rock Shox SID Racelite 63mm fork is tuned for XC racing.
- ▶ Shimano XTR crank and 9-speed derailleurs.

PRO COMP REC

★ FRAMESET AVAILABLE AS SHOWN



Pro 9.9 shown from top





XC HARDTAIL

Elite 9.8™

OCLV HC racer rockstar without the rockstar tag.

- ▶ The OCLV HC carbon frame, handbuilt in the U.S., increases overall riding performance and durability in a sweet, lightweight package.
- ▶ Alpha aluminum chainstays provide extra strength and are disc brake compatible.
- ▶ The Rolf Dolomite wheelset drops spoke count and weight without sacrificing strength or durability.
- ▶ The Rock Shox SID SL 80mm fork is tuned for XC racing.
- ▶ ICON Graphite crank and Shimano LX/XT 9-speed derailleurs.

PRO COMP REC



XC HARDTAIL

8000™

Light and fast – this baby's built to be raced.

- ▶ The Alpha SLR, double-butted aluminum frame, handbuilt in the U.S., is race light and ready.
- ▶ The Rolf Satellite paired spoke wheelset is a durable, lightweight design.
- ▶ The Rock Shox Judy Race 80mm fork is tuned for speed.
- ▶ ICON Graphite crank and Shimano LX/XT 9-speed derailleurs.

PRO COMP REC



LONG TRAVEL HARDTAIL

8000 LT™

Long travel – for the way you really want to ride.

- ▶ An Alpha SLR, double-butted aluminum race frame, handbuilt in the U.S., with a dual disc, hi rise, long travel groove.
- ▶ The Bontrager Corvair machined rims and Jones tires are designed by Keith Bontrager for all-around cross country use.
- ▶ The Rock Shox Judy Race 100mm fork and Tamer suspension seatpost tackle anything you put in front of them.
- ▶ ICON Graphite crank and Shimano LX/XT 9-speed derailleurs.

PRO COMP REC



XC HARDTAIL

8500™

A top-of-the-line, full-blown Alpha SLR aluminum race machine – raced by the Trek/VW Pro and Factory teams.

- ▶ The Alpha SLR, double-butted aluminum frame, handbuilt in the U.S., is race light and ready.
- ▶ The Rolf Dolomite wheelset drops spoke count and weight without sacrificing strength or durability.
- ▶ A Rock Shox SID XC 80mm race fork – why try to run a race on one leg when you can have two?
- ▶ ICON Graphite crank and Shimano XT/XTR 9-speed derailleurs.

PRO COMP REC

FRAMESET AVAILABLE AS SHOWN



LONG TRAVEL HARDTAIL

8500 LT™

We have seen the future of mountain biking – it looks something like this.

- ▶ An Alpha SLR, double-butted aluminum race frame, handbuilt in the U.S., with a dual disc, hi rise, long travel groove.
- ▶ The Rolf Dolomite Disc wheelset and Hayes disc brakes combine speed and superior stopping power.
- ▶ The Marzocchi Z.3 Flylight 100 100mm fork and Rock Shox suspension seatpost add big hit push.
- ▶ ICON Graphite crank and Shimano LX/XTR 9-speed derailleurs.

PRO COMP REC

WSD
women's SPECIFIC DESIGN

A TREK WSD IS THE MOUNTAIN BIKE UNIQUELY ENGINEERED TO FIT A WOMAN'S BODY.

- ▶ Modified tube lengths and angles for stability and comfort.
- ▶ A custom-tuned suspension fork that's active for smaller, lighter riders.
- ▶ Specially selected components, including shorter cranks, narrower bars, thinner grips and short reach brake levers, for better performance.



XC HARDTAIL

8000 WSD™

The high performance race ride for women.

- ▶ The Alpha SLR aluminum frame, handbuilt in the U.S., is race light and ready.
- ▶ The custom WSD frame design and specially spec'ed components address key performance and comfort issues for women.
- ▶ The Rolf Satellite paired spoke wheelset is light, stiff and fast.
- ▶ The Rock Shox Judy Race 80mm fork is custom tuned for smaller, lighter riders.
- ▶ ICON Graphite crank and Shimano LX/XT 9-speed derailleurs.

PRO COMP REC



XC HARDTAIL

6500 WSD™

WSD loves dirt.

- ▶ The Alpha ZX aluminum frame, handbuilt in the U.S., uses zero excess material for less weight and full durability.
- ▶ The custom WSD frame design and specially spec'ed components address key performance and comfort issues for women.
- ▶ The Bontrager Corvair rims and Jones tires are designed by Keith Bontrager for all-around cross country use.
- ▶ The Rock Shox Judy XC 63mm fork is custom tuned for smaller, lighter riders.
- ▶ ICON Obsidian crank and Shimano Deore/LX 9-speed derailleurs.

PRO **COMPETITION** REC

XC HARDTAIL

6000 WSD™

Why settle for a man's bike that doesn't fit? WSD is it.

- ▶ The Alpha aluminum frame is strong, durable and light.
- ▶ The custom WSD frame design and specially spec'ed components address key performance and comfort issues for women.
- ▶ The Bontrager Corvair rims and Jones tires are designed by Keith Bontrager for all-around cross country use.
- ▶ The Manitou Magnum 80mm fork is custom tuned for smaller, lighter riders.
- ▶ Shimano Acera crank and Acera/LX 8-speed derailleurs.

PRO **COMPETITION** REC



Also available in Metal Flake Yellow with Cobalt decals



XC HARDTAIL

7000™

Sweet, Alpha ZX privateer racer.

- ▶ The Alpha ZX aluminum frame, handbuilt in the U.S., uses zero excess material for less weight and full durability.
- ▶ The Bontrager Superstock wheels have precision machined sidewalls for smooth braking.
- ▶ The Manitou SX 80mm fork tames the trail.
- ▶ ICON Onyx crank and Shimano LX/XT 9-speed derailleurs.

PRO COMPETITION REC



Also available in Gloss Black with Red decals



XC HARDTAIL

6500™

A 9-speed Alpha ZX aluminum hot rod.

- ▶ The Alpha ZX aluminum frame, handbuilt in the U.S., uses zero excess material for less weight and full durability.
- ▶ The Bontrager Corvair machined rims and Jones tires are designed by Keith Bontrager for all-around cross country use.
- ▶ The Rock Shox Judy XC 63mm fork tames the trail.
- ▶ ICON Obsidian crank and Shimano Deore/LX 9-speed derailleurs.

PRO COMPETITION REC



Also available in Titanium with Red decals



XC HARDTAIL

6000™

A serious hardtail mountain bike without a serious price.

- ▶ The Alpha aluminum frame is strong, durable and light.
- ▶ The Bontrager Corvair machined rims and Jones tires are designed by Keith Bontrager for all-around cross country use.
- ▶ The Manitou Magnum 80mm fork smoothes trails and rough paths.
- ▶ Shimano Acera crank and Acera/LX 8-speed derailleurs.

PRO COMPETITION REC



XC HARDTAIL

4500™

A plush front shock is the only shock that comes with this beautifully priced Alpha aluminum hardtail.

- ▶ The Alpha aluminum frame is strong, durable and light.
- ▶ The alloy rims and Bontrager Jones tires perform well on mountain trails - climb and descend with confidence.
- ▶ The Rock Shox Jett 65mm travel fork softens the terrain.
- ▶ Shimano Altus crank and Altus/Alivio 8-speed derailleurs.

PRO COMP RECREATION



Also available in Ball Burnished with Black decals



XC HARDTAIL

4300™

Fall in love with the light weight of Alpha aluminum.

- ▶ The Alpha aluminum frame is strong, durable and light.
- ▶ The alloy rims and Trek Connection tires perform well on trails and pavement.
- ▶ The lightweight Cro-Moly fork cuts road and path vibration.
- ▶ Shimano Altus crank and Altus/Alivio 8-speed derailleurs.

PRO COMP RECREATION



Also available in Inkwell with Silver decals



Also available in
Rainforest with
Gold decals



XC HARDTAIL

820™

The economical, all-terrain ride.

- ▶ The Trek butted Cro-Moly mainframe creates a combination of lightness and strength, plus a lively, shock-absorbing ride.
- ▶ The alloy rims and mixed tread tires ride well on dirt, trails and pavement.
- ▶ The SYNC 63mm travel fork smoothes out bumpy riding surfaces.
- ▶ Shimano Altus crank and Altus/Acera 7-speed derailleurs.

PRO COMP RECREATION



Also available in
Pearl White/Team Blue
with White decals



XC HARDTAIL

800™

Move up to more Trek Cro-Moly steel performance.

- ▶ The Trek butted Cro-Moly mainframe creates a combination of lightness and strength, plus a lively, shock-absorbing ride.
- ▶ The alloy rims and mixed tread tires ride well on dirt and pavement.
- ▶ The lightweight Cro-Moly fork cuts road and path vibration.
- ▶ Shimano Acera crank and Shimano Altus/GripShift ESP 5.0 8-speed derailleurs.

PRO COMP RECREATION



Also available in
Blackberry
with Gold decals



Also available in
Gloss Black with
Red decals



XC HARDTAIL

800 Sport™

This is our first lure to get you away from the TV and onto the road of life.

- ▶ The rugged Trek Cro-Moly and steel construction helps absorb shock.
- ▶ The alloy rims and mixed tread tires ride well on dirt and pavement.
- ▶ The steel fork cuts road and path vibration.
- ▶ Shimano Tourney TY30 crank and Tourney/Acera 7-speed derailleurs.

PRO COMP RECREATION



PERFORMANCE

2300™

The Alpha SLR aluminum pro performance racing machine.

- ▶ The double-butted Alpha SLR aluminum racing frame, handbuilt in the USA, is light on weight and strong on performance.
- ▶ The same responsive Trek Pro Geometry the USPS Pro Cycling team performs on.
- ▶ The ICON Air Rail carbon fork, raced by the USPS Pro Cycling team, is ultralight and responsive.
- ▶ The Rolf Vector Comp wheelset is light, stiff and aerodynamic.
- ▶ Shimano Ultegra crank and 9-speed derailleurs (double or triple).

PRO COMP REC

FRAMESET AVAILABLE IN METAL FLAKE YELLOW



Also available in Metal Flake Yellow with white decals



PERFORMANCE

2200™

For all-around riding, racing or light touring.

- ▶ The light, 2.9 lb. Alpha SL double-butted aero aluminum frame is handbuilt in the USA.
- ▶ The ICON Air Rail carbon fork, raced by the USPS Pro Cycling team, is ultralight and responsive.
- ▶ The Rolf Vector wheelset is light, stiff and aerodynamic.
- ▶ Shimano 105 crank and 9-speed derailleurs (double or triple).

PRO COMPETITION REC



PERFORMANCE

2000™

An awesome multi-purpose road bike.

- ▶ The Alpha SL aluminum frame provides a light-weight, strong and responsive frame platform.
- ▶ The ICON Carbon Classic carbon fork is light and responsive, and silences road vibration for comfortable, all-day riding.
- ▶ The Rolf Vector wheelset is light, stiff and aerodynamic.
- ▶ Shimano Tiagra crank and 9-speed derailleurs (triple).

PRO COMPETITION REC



PERFORMANCE

1200™

Light and strong Alpha SL aluminum in a sweet ride.

- ▶ The Alpha SL aluminum frame provides a light-weight, strong and responsive frame platform.
- ▶ The lightweight aluminum aero fork dampens road vibration.
- ▶ The Mavic rims and Continental Super Sport 700 tires are light and reliable.
- ▶ Shimano Sora crank and 8-speed derailleurs (triple).

PRO COMPETITION REC



PERFORMANCE

1000™

Alpha aluminum road riding and touring at a great value.

- ▶ The Alpha aluminum frame provides a light-weight, strong and responsive frame platform.
- ▶ The Cro-Moly aero fork is durable and shock absorbing.
- ▶ The Vuelta Airline 2 rims and Continental Sport 1000 tires offer exceptional performance.
- ▶ CPI crank and Shimano Sora 8-speed derailleurs (triple).

PRO COMP RECREATION



RACE
FREESTYLE
DIRT



SIMON TABRON: Trek BMX | San Francisco, CA

1-900-PODIUM.

Simon Tabron, Vert rider, had it dialed at ESPN's '99 X-Games. He pulled off the lone "900" of the night (180° + 360° + 360°) to take home his second straight bronze medal.

<http://www.trekbikes.com/teams/>



RACE

BMX Race

Designed to go fast around moto-tracks and keep cool in the heat of competition.

DIRT

BMX Dirt

The birthplace of BMX - built for trying tricks out in backyards or on back forties.

FREESTYLE

BMX Freestyle

Designed for doing can-cans, 540s and more on any trick-supporting landmark that inspires you.



BMX RACE

T.I. 2™

Raced by '98 ABA TT champ Wade Bootes - "The Thunder From Down Under".

- ▶ The 100% aluminum Pro size Y frame flies and survives.
- ▶ The extruded chainstay yoke brings up stiffness and speed.
- ▶ The 36-spoke Bontrager Bruiser wheels grip and rip.

Also available in Green/Black with Black decals



BMX RACE

T.I. 1™

The same Signature frame Wade Bootes rides.

- ▶ 100% aluminum Pro size Y frame.
- ▶ The oversized blades on the Trek rake fork take the abuse.
- ▶ The 36-spoke Bontrager Bruiser wheels grip and rip.



BMX DIRT

TR 30™

Josh Stricker's X Games dirt jumping rocket.

- ▶ The 100% Cro-Moly Y-Dirt Pro frame's tough as a two-dollar steak.
- ▶ The 48-spoke Bontrager Bruiser wheels grip and rip.
- ▶ The Trek Cro-Moly one-piece crank and Bontrager aluminum chainring take the torque.
- ▶ Available as a frameset to let you build your own dirt devil.



BMX FREESTYLE/AIR

VERT 3™

Simon Tabron's X Games vert medal machine.

- ▶ 100% Cro-Moly frame.
- ▶ The Trek Air geometry blends the best of Vert and street bikes.
- ▶ The Alex 48-hole chrome rims can cut the sickest tricks.
- ▶ Available as a frameset so you can create your own trickster.



Also available in Khaki Green/Black with Black decals

BMX DIRT

TR 20™

A serious dirt machine.

- ▶ Cro-Moly and steel Y-Dirt Pro frame.
- ▶ The 48-spoke Bontrager Bruiser wheels grip and rip.
- ▶ The Trek Cro-Moly fork and jaw's A-head stem can take a bashing.



BMX FREESTYLE/AIR

VERT 2™

Attack by air.

- ▶ Cro-Moly and steel frame.
- ▶ The Trek Air geometry blends the best of vert and street bikes.
- ▶ The big Trek front and rear pegs cut the sickest tricks.



Also available in Black with Red decals

BMX DIRT

TR 10™

Dirt cheap.

- ▶ Steel Y-Dirt Pro frame.
- ▶ The Bontrager Bruiser wheels grip and rip.
- ▶ The Trek forged steel one-piece crank and chainring take the torque.



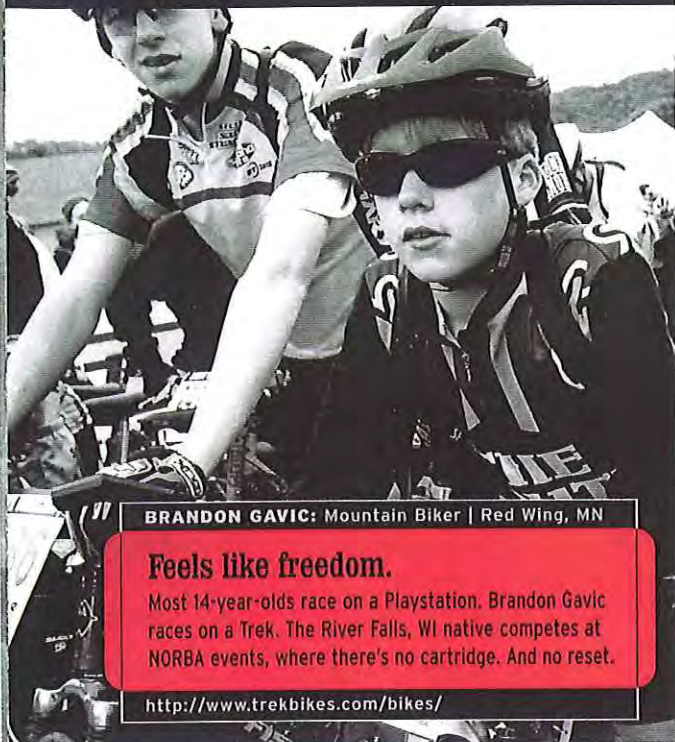
Also available in Deep Blue with Black decals

BMX FREESTYLE/STREET

VERT 1™

Conquer the concrete jungle.

- ▶ All-steel frame.
- ▶ The Trek Street geometry is quick and responsive on asphalt.
- ▶ The big Trek rear pegs cut the sickest tricks.



BRANDON GAVIC: Mountain Biker | Red Wing, MN

Feels like freedom.

Most 14-year-olds race on a Playstation. Brandon Gavic races on a Trek. The River Falls, WI native competes at NORBA events, where there's no cartridge. And no reset.

<http://www.trekbikes.com/bikes/>



Also available in Ice Royal Blue with Red decals



Also available in Ice Grape Purple with Blue decals



Also available in Teal/Light Teal with White decals



KIDS 24" WHEELS

Mt. Track™ 220

A real mountain bike – not a blue light special on aisle 9.

- ▶ The all-steel Y frame is a smaller version of a true mountain bike.
- ▶ The alloy rims and Bontrager Revolt ST-2 tires are traction-filled.
- ▶ The SunRace 21-speed twist shifters are easy to use.



KIDS 24" WHEELS

Mt. Track™ 240

Kids love dirt. We love kids.

- ▶ The alloy frame is a smaller version of a true mountain bike.
- ▶ The alloy rims and Bontrager Revolt ST-2 tires are traction-filled.
- ▶ The SYNC fork softens bumps.
- ▶ The SunRace 21-speed twist shifters are easy to use.

KIDS 24" WHEELS

Y 24™

Y bike full suspension in a rip-it-up kids version.

- ▶ The award-winning Y full suspension in a kids version.
- ▶ The alloy rims and Bontrager Revolt ST-2 tires are traction-filled.
- ▶ The SYNC fork and adjustable coil spring rear shock soften bumps.
- ▶ The SunRace 21-speed twist shifters are easy to use.





MT. CUB
MT. LION
MT. TRACK



Also available in
Ice Pink with
Purple decals



KIDS 20" WHEELS

Mt. Lion® 60

Time to shift gears.

- ▶ The all-steel Y frame is a smaller version of a true mountain bike.
- ▶ The alloy rims and Bontrager Revolt ST-2 tires are traction-filled.
- ▶ The SunRace 6-speed twist shifter is easy to use.



Also available in
Ice Royal Blue
with Red decals



Also available in
Ice Pink with
Purple decals



KIDS 20" WHEELS

Mt. Lion® 30

Shed the training wheels – it's go time.

- ▶ The all-steel Y frame is a smaller version of a true BMX bike.
- ▶ Pads, a coaster brake and hand brake help kids gain confidence.



Also available in
Ice Red with
Black decals



Also available in
Pretty Pink
with Teal decals



KIDS 16" WHEELS

Mt. Cub™ 16

For little riders with big aspirations.

- ▶ The all-steel Y frame is kid-proof and fun to ride.
- ▶ The steel rims and Trek Paw design tires are traction-filled.
- ▶ Pads, training wheels and a hand brake help kids gain confidence, safely.



KIDS 12" WHEELS

Mt. Cub™ 12

It all starts here.

- ▶ The all-steel Y frame is kid-proof and fun to ride.
- ▶ The steel rims and Trek Paw design tires are traction-filled.
- ▶ Pads, fenders and training wheels help kids gain confidence, safely.

WSD
women's SPECIFIC DESIGN

A TREK WSD IS THE ROAD BIKE UNIQUELY ENGINEERED TO FIT A WOMAN'S BODY.

- ▶ Modified tube lengths and angles for stability and comfort.
- ▶ Specially selected components, including shorter cranks and narrower bars, for better performance.
- ▶ Smaller, 650c wheels for improved climbing and accelerating.
- ▶ A triple chainring on the 2200 WSD and 2000 WSD for wider gear options.



PERFORMANCE

2300 WSD™

A road race bike truly designed for women.

- ▶ The light, 2.9 lb. Alpha SLR double-butted aero aluminum frame is handbuilt in the USA.
- ▶ The custom WSD frame design addresses key performance and comfort issues for women.
- ▶ The ICON Carbon Classic carbon fork, raced by the USPS Pro Cycling team, is ultralight and responsive.
- ▶ The 650c Rolf Vector Comp paired spoke wheelset is a light, aerodynamic race wheelset for smaller riders.
- ▶ Shimano Ultegra crank and 9-speed derailleurs (double).

PRO COMP REC



PERFORMANCE

2200 WSD™

A road bike for serious female cyclists.

- ▶ The Alpha SL double-butted aluminum frame is lighter on weight and longer on life.
- ▶ The custom WSD frame design addresses key performance and comfort issues for women.
- ▶ The ICON Carbon Classic carbon fork is light and responsive, and silences road vibration for comfortable, all-day riding.
- ▶ The 650c Rolf Vector wheelset is lighter and accelerates faster for smaller riders.
- ▶ Shimano 105 crank and derailleurs (triple).

PRO **COMPETITION** REC



PERFORMANCE

2000 WSD™

A great all-purpose ride that's designed for women.

- ▶ The Alpha SL aluminum frame is lighter on weight and longer on life.
- ▶ The custom WSD frame design addresses key performance and comfort issues for women.
- ▶ The ICON Carbon Classic carbon fork is light and responsive, and silences road vibration for comfortable, all-day riding.
- ▶ The 650c Rolf Vector wheelset is lighter and accelerates faster for smaller riders.
- ▶ Shimano Tiagra 9-speed drivetrain (triple).

PRO **COMPETITION** REC



PERFORMANCE

Hilo 2000™

Yes, it's as fast as it looks.

- ▶ The light, Alpha SLR double-butted aluminum tri frame is based on race proven, wind tunnel-tested USPS time trial bike tech.
- ▶ A longer top tube and front end, combined with a shorter stem, give you precise control and better balance.
- ▶ The Trek Pro Tri geometry has an aero downtube, steeper seattube and flared chainstays to keep you in a comfortable, power-generating, aerodynamic position.
- ▶ The Kinesis carbon fork is a lightweight, sleek aero performer.
- ▶ The 650c Rolf Vector Pro paired spoke wheelset is lightweight and quick to accelerate.
- ▶ Shimano Ultegra crank and 9-speed derailleurs (double).

PRO COMP REC

★ FRAMESET AVAILABLE AS SHOWN

FRAME TECH

- Short, flared chainstays give you better crankarm clearance for worry-free flight.
- The steeper seat tube angle keeps you over the pedals while you lay out in the aero bars.
- The longer top tube and pushed out front end keeps you centered on the bike.
- The aero-shaped downtube splits the wind.
- The Kinesis carbon fork is ultralight, with aero-friendly blades.
- Smaller, 650c wheels require less energy to accelerate, have less surface area for reduced drag, and bring the whole bike lower for greater aerodynamics.



PERFORMANCE

Hilo 1000™

Making a big splash in the triathlon world.

- ▶ The light, Alpha SLR double-butted aluminum tri frame is based on race proven, wind tunnel-tested USPS time trial bike tech.
- ▶ A longer top tube and front end, combined with a shorter stem, give you precise control and better balance.
- ▶ Trek Pro Tri geometry has an aero downtube, steeper seattube and flared chainstays to keep you in a comfortable, power-generating, aerodynamic position.
- ▶ The Kinesis carbon fork is a lightweight, sleek aero performer.
- ▶ The 650c Rolf Vector paired spoke wheelset is lightweight and quick to accelerate.
- ▶ Shimano 105 crank and 9-speed derailleurs (double).

PRO COMP REC



PERFORMANCE

X0 1™

Cyclocross racing one day, commuting the next. This bike does it all.

- ▶ The cyclocross frame is light, strong and proven Alpha SL double-butt aluminum. Handbuilt in the USA.
- ▶ The Kinesis cross-specific fork is lightweight and ready to race.
- ▶ The cross-specific Rolf Vector wheelset is light, stiff and aerodynamic.
- ▶ Shimano RX100 crank and Nexave 401/R SX 8-speed derailleurs (double).

PRO COMP REC

♻️ FRAMESET AVAILABLE AS SHOWN

FRAME TECH

- Longer chainstays give extra mud clearance, more float for larger tires, and greater comfort over rough terrain.
- The seat tube angle places you in a more upright position for better balance.
- The higher bottom bracket offers plenty of clearance over obstacles.
- The 3-D forged wishbone monostay is super-stiff during sprints and climbs, and enhances braking.
- The Kinesis 'cross-specific fork is lightweight and race-ready.
- The longer wheelbase evenly distributes your weight for improved stability and comfort.



TOURING

540™

Alpha aluminum performance in a touring bike.

- ▶ The Alpha aluminum frame is durable, and designed to carry heavy loads.
- ▶ Lightweight Alpha aluminum fork.
- ▶ The Bontrager Fairlane rims and Continental Top Touring tires love serious touring.
- ▶ Shimano 105 crank and 105/XT 8-speed derailleurs (triple).

PRO **COMPETITION** REC

FRAME TECH

- Longer chainstays keep panniers away from your pedals.
- Rack and pannier mounts make it easy to transport all your gear.
- The longer wheelbase evenly distributes your weight for better balance and control, even when fully loaded.
- Durable, touring-specific fork.



TOURING

520™

Classic Trek touring for the long haul.

- ▶ The rugged Cro-Moly frame absorbs vibration and hauls heavy loads.
- ▶ The Cro-Moly fork cuts road buzz.
- ▶ The Bontrager Fairlane rims and Continental Top Touring tires are strong and reliable for serious touring.
- ▶ Shimano 105 crank and 105/LX 8-speed derailleurs (triple).

PRO **COMPETITION** REC



TOURING

R200™

Recumbent technology reaches the next level.

- ▶ The Alpha aluminum recumbent frame provides exceptional comfort over distances.
- ▶ The Bontrager Maverick rims and Primo Comet tires are tough and reliable.
- ▶ The custom-tuned Cane Creek AD-5 rear shock absorbs bumps and buzz.
- ▶ The Cyclone crank and SRAM ESP 7.0 7-speed derailleurs are in a unique, "mid-drive" drivetrain that offers a wide gear range.

PRO **COMPETITION** REC



HYBRID

7500™

Groundbreaking value in our lightest performance hybrid.

- ▶ The Alpha ZX performance aluminum frame uses zero excess material for less weight and full durability.
- ▶ The strong Bontrager Fairlane welded machined rims provide superior stopping power. The Trek Invert 2 tires add traction, reduce vibration.
- ▶ The lightweight Trek Cro-Moly fork and shock absorbing seatpost and saddle soften rough riding surfaces.
- ▶ Shimano Nexave crank and Nexave/LX 8-speed derailleurs.

PRO **COMPETITION** REC

Also available in Pearl White with Gold Decals



HYBRID

7300™

Super-padded seats, suspension seatpost, adjustable stem, 24 speeds – no wonder this is our most popular hybrid.

- ▶ The enjoyable, upright-riding Alpha aluminum frame is light and durable.
- ▶ The strong Bontrager Fairlane welded machined rims provide superior stopping power. The Trek Invert 2 tires add traction, reduce vibration.
- ▶ The lightweight Trek Cro-Moly fork and shock absorbing seatpost and saddle soften rough riding surfaces.
- ▶ Shimano Nexave crank and Nexave/STX-RC 8-speed derailleurs.

PRO COMP **RECREATION**

Also available in Black Gold with Silver Decals



Also available in Rainforest with Gold decals



HYBRID

7200™

Step up to lightweight Alpha aluminum performance.

- ▶ The enjoyable, upright-riding Alpha aluminum frame is light and durable.
- ▶ The strong Bontrager Fairlane rims and Trek Invert 2 tires add traction, cut vibration.
- ▶ Shock absorbing seatpost and saddle soften rough riding surfaces.
- ▶ Shimano C102 crank and Nexave 301/C201 7-speed derailleurs.

PRO COMP RECREATION



HYBRID

720™

Strong Trek Cro-Moly reaches a new level of fun and comfort.

- ▶ The Trek Cro-Moly mainframe construction helps absorb shock.
- ▶ The alloy rims and Trek Invert 2 tires provide smooth, fast rolling.
- ▶ Shock absorbing seatpost and spring saddle soften rough riding surfaces.
- ▶ Shimano C102 crank and C102/201 7-speed derailleurs.

PRO COMP RECREATION



Also available in Pearl White with Gold decals

HYBRID

700™

Smoother and faster than a mountain bike. More comfortable than a road bike. Welcome to the world of Trek MultiTrack Hybrids.

- ▶ The rugged Cro-Moly and steel construction helps absorb shock.
- ▶ The alloy rims and Trek Invert 2 tires provide smooth, fast rolling.
- ▶ Shock absorbing seatpost and saddle soften rough riding surfaces.
- ▶ Shimano C102 crank and C102/C101 7-speed derailleurs with dashboard.

PRO COMP RECREATION

COMFORT TECH

- The Alpha aluminum frame gives you aluminum's light weight, with nice extras like strength and durability.
- The large diameter tubing keeps the frame light and responsive.
- The comfortable, upright frame design lets you relax and enjoy your ride.
- The suspension stem and high-rise bar adjust easily to give you total comfort and control.
- The suspension seatpost and spring saddle give your tush a little cush so you can focus on fun.
- The wide, Millenia tires absorb vibrations and bumps while providing a smooth ride.



COMFORT

Navigator 400™

Ultimate Comfort.

- ▶ The enjoyable, upright-riding Alpha aluminum frame is light and durable.
- ▶ The Vuelta Vision rims with machined sidewalls and Millenia Comfort tires provide superior braking and smooth-rolling comfort.
- ▶ The SYNC fork, shock absorbing seatpost and saddle soften rough riding surfaces.
- ▶ Shimano Nexave crank and 8-speed derailleurs.

PRO **COMPETITION** REC



COMFORT

Navigator 300™

The 24-speed full comfort ride.

- ▶ The enjoyable, upright-riding Alpha aluminum frame is light and durable.
- ▶ The Vuelta Vision rims with machined sidewalls and Millenia Comfort tires provide superior braking and smooth-rolling comfort.
- ▶ The Cro-Moly fork, shock absorbing seatpost, saddle, and suspension stem soften rough riding surfaces.
- ▶ Shimano C202 crank and C201 8-speed derailleurs.

PRO COMP RECREATION



Also available in
Gloss Black with
Silver Decals



COMFORT

Navigator 200™

Comfort made simple.

- ▶ The enjoyable, upright-riding Alpha aluminum frame is light and durable.
- ▶ The alloy rims and Millenia Comfort tires provide superior braking and smooth-rolling comfort.
- ▶ The comfort steel fork and shock absorbing seatpost soften rough riding surfaces.
- ▶ Shimano C102 crank and C101 7-speed derailleurs.

PRO COMP RECREATION



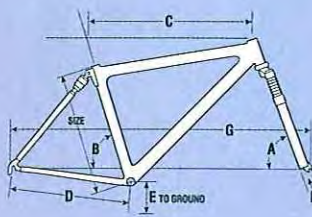
Also available in
Bright Silver/Metallic
Slate Fade with
Blue Decals



MOUNTAIN

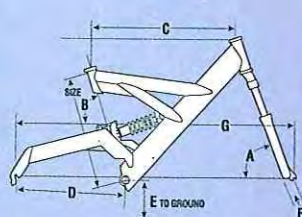
STP 400
STP 300
STP 200

FRAME SIZE	M	L	XL
HEAD ANGLE	71.0°	71.0°	71.0°
SEAT ANGLE	73.0°	73.0°	72.5°
TOP TUBE	58.8	62.5	64.1
CHAIN STAY	42.4	42.4	42.4
BOTTOM BRACKET	297	297	297
OFFSET	4.2	4.2	4.2
WHEEL BASE	106.4	110.2	113.3
TRAIL	7.1	7.1	7.1
STAND OVER	74.4	78.2	82.1



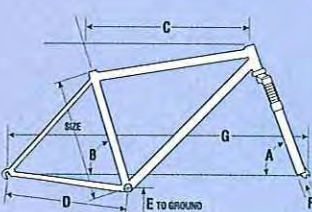
VRX 400
VRX 300
VRX 200

FRAME SIZE	S	M	L
HEAD ANGLE	71.0°	71.0°	71.0°
SEAT ANGLE	74.4°	73.4°	72.3°
TOP TUBE	56.0	60.0	64.0
CHAIN STAY	42.1	42.1	42.1
BOTTOM BRACKET	30.6	30.6	30.6
OFFSET	4.2	4.2	4.2
WHEEL BASE	105.1	108.1	111.0
TRAIL	7.1	7.1	7.1
STAND OVER	68.6	69.7	72.1



8500
8500 LT
8000
8000 LT

FRAME SIZE	S	M	L	XL
HEAD ANGLE	71.0°	71.0°	71.0°	71.0°
SEAT ANGLE	73.5°	73.0°	73.0°	72.5°
TOP TUBE	55.0	58.8	62.5	64.1
CHAIN STAY	42.4	42.4	42.4	42.4
BOTTOM BRACKET	297	297	297	30
OFFSET	4.2	4.2	4.2	4.2
WHEEL BASE	103.0	106.4	110.1	111.4
TRAIL	7.0	7.0	7.0	7.0
STAND OVER	70.6	74.2	78.0	82.1



7000
6500

FRAME SIZE	S	M	L
HEAD ANGLE	71.0°	71.0°	71.0°
SEAT ANGLE	73.5°	73.0°	72.5°
TOP TUBE	56.6	58.4	59.6
CHAIN STAY	42.4	42.4	42.4
BOTTOM BRACKET	29.1	29.3	29.5
OFFSET	4.2	4.2	4.2
WHEEL BASE	104.2	105.7	107.0
TRAIL	7.1	7.1	7.1
STAND OVER	71.4	74.2	77.4

8000WSD
6500WSD
6000WSD

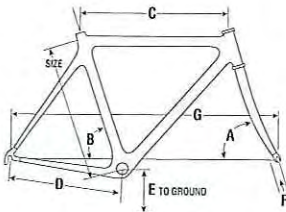
FRAME SIZE	WS	WM	WL
HEAD ANGLE	70.0°	70.0°	70.0°
SEAT ANGLE	75.0°	74.0°	73.5°
TOP TUBE	52.0	53.4	56.5
CHAIN STAY	42.4	42.4	42.4
BOTTOM BRACKET	28.8	28.8	29.3
OFFSET	4.2	4.2	4.2
WHEEL BASE	101.8	102.3	105.1
TRAIL	7.8	7.8	7.8
STAND OVER	67.0	70.0	74.0



ROAD

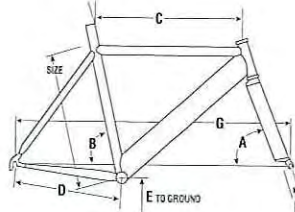
5500
5200

FRAME SIZE	XS	S	M	L	XL
HEAD ANGLE	72.0°	72.5°	73.0°	73.8°	74.0°
SEAT ANGLE	75.0°	75.0°	74.0°	73.5°	73.0°
TOP TUBE	51.8	52.8	54.5	56.0	57.0
CHAIN STAY	40.8	40.8	41.0	41.0	41.2
BOTTOM BRACKET	26.6	26.6	26.6	26.8	26.8
OFFSET	4.7	4.7	4.7	4.3	4.3
WHEEL BASE	97.7	98.0	98.5	99.8	100.3
TRAIL	6.1	5.8	5.5	5.4	5.3
STAND OVER	74.9	75.9	77.3	79.3	81.1



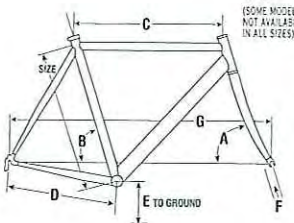
Hilo 2000
Hilo 1000

FRAME SIZE	XS	S	M	L	XL
HEAD ANGLE	72.5°	72.5°	72.5°	72.5°	72.5°
SEAT ANGLE	78.0°	78.0°	78.0°	78.0°	78.0°
TOP TUBE	51.2	53.2	54.2	55.4	56.9
CHAIN STAY	38.0	38.0	38.0	38.0	38.0
BOTTOM BRACKET	26.8	26.8	26.8	26.8	26.8
OFFSET	3.8	3.8	3.8	3.8	3.8
WHEEL BASE	95.4	98.6	99.8	101.2	102.9
TRAIL	5.9	5.9	5.9	5.9	5.9
STAND OVER	72.4	74.0	75.8	77.6	80.2



2300
2200
2000
1200

FRAME SIZE	XS	S	M	L	XL
HEAD ANGLE	72.0°	72.5°	73.0°	73.8°	74.0°
SEAT ANGLE	75.0°	75.0°	74.0°	73.5°	73.0°
TOP TUBE	52.3	52.8	54.5	56.0	57.0
CHAIN STAY	41.7	41.7	41.7	41.7	41.7
BOTTOM BRACKET	26.6	26.6	26.6	26.8	26.8
OFFSET	4.7	4.7	4.7	4.3	4.3
WHEEL BASE	98.8	98.9	99.3	99.9	100.6
TRAIL	6.1	5.8	5.5	5.4	5.3
STAND OVER	74.0	75.4	76.8	78.8	80.6



2300WSD
2200WSD
2000WSD

FRAME SIZE	WS	WM	WL
HEAD ANGLE	73.0°	72.5°	72.5°
SEAT ANGLE	76.0°	75.0°	74.0°
TOP TUBE	49.0	50.0	50.5
CHAIN STAY	41.2	41.2	41.2
BOTTOM BRACKET	26.2	26.4	26.4
OFFSET	3.8	3.8	3.8
WHEEL BASE	95.0	95.6	95.4
TRAIL	5.5	5.8	5.8
STAND OVER	68.3	70.8	73.1

1000

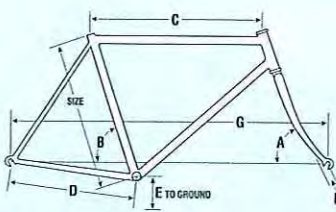
FRAME SIZE	XS	S	M	L
HEAD ANGLE	72.5°	72.5°	72.5°	73.5°
SEAT ANGLE	75.0°	75.0°	74.0°	73.5°
TOP TUBE	52.0	52.0	53.6	55.5
CHAIN STAY	41.5	41.5	41.5	41.5
BOTTOM BRACKET	26.6	26.6	26.6	26.6
OFFSET	4.7	4.7	4.7	4.3
WHEEL BASE	98.0	98.0	97.7	98.9
TRAIL	6.0	6.0	6.0	5.4
STAND OVER	71.3	74.7	76.5	78.5



CITY & BIKE PATH

7700
7600
7500
7300
7200

FRAME SIZE	XS	S	M	L	WXS	WS	WM
HEAD ANGLE	70.0°	70.0°	70.5°	70.5°	71.5°	70.0°	70.5°
SEAT ANGLE	74.5°	74.0°	74.0°	73.0°	73.0°	74.0°	73.0°
TOP TUBE	53.8	54.5	55.0	56.4	58.2	54.2	55.3
CHAIN STAY	44.5	44.5	44.5	44.5	44.5	44.5	44.5
BOTTOM BRACKET	28.1	28.1	28.1	28.1	28.1	28.1	28.1
OFFSET	5.0	5.0	5.0	5.0	5.0	5.0	5.0
WHEEL BASE	105.5	104.3	104.4	104.9	105.7	105.5	106.2
TRAIL	7.3	7.4	7.0	7.0	6.4	7.3	7.0
STAND OVER	65.4	69.0	73.2	77.4	82.2	59.7	60.3

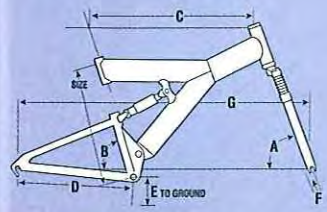


700

FRAME SIZE	XS	S	M	L	WS	WM
HEAD ANGLE	70.0°	70.5°	70.5°	71.5°	70.5°	70.5°
SEAT ANGLE	74.0°	74.0°	73.0°	73.0°	74.0°	73.0°
TOP TUBE	54.5	55.0	56.0	57.0	58.0	54.7
CHAIN STAY	44.5	44.5	44.5	44.5	44.5	44.5
BOTTOM BRACKET	27.1	27.1	27.1	27.1	27.1	27.1
OFFSET	5.0	5.0	5.0	5.0	5.0	5.0
WHEEL BASE	105.3	105.3	105.4	105.5	106.6	105.3
TRAIL	6.9	6.5	6.5	5.9	6.5	6.5
STAND OVER	66.4	69.6	72.7	76.5	81.0	58.9

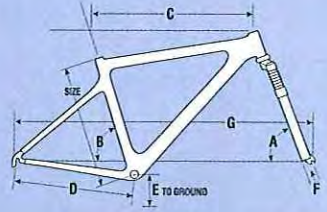
Y 3

FRAME SIZE	S	M	L
HEAD ANGLE	71.0°	71.0°	71.0°
SEAT ANGLE	74.0°	73.0°	72.0°
TOP TUBE	56.2	61.1	64.1
CHAIN STAY	42.5	42.5	42.5
BOTTOM BRACKET	30.2	30.2	30.2
OFFSET	4.2	4.2	4.2
WHEEL BASE	104.7	108.6	110.9
TRAIL	6.8	6.8	6.8
STAND OVER	71.2	73.0	75.0



Pro 9.9 Elite 9.8

FRAME SIZE	M	L	XL
HEAD ANGLE	71.0°	71.0°	71.0°
SEAT ANGLE	73.0°	73.0°	72.5°
TOP TUBE	58.8	62.5	64.1
CHAIN STAY	42.4	42.4	42.4
BOTTOM BRACKET	29.7	29.7	29.7
OFFSET	4.2	4.2	4.2
WHEEL BASE	106.4	110.2	111.3
TRAIL	7.1	7.1	7.1
STAND OVER	74.4	78.2	82.1



6000

4500

4300

(SOME MODELS NOT AVAILABLE IN ALL SIZES)

FRAME SIZE	XS	S	M	L	XL	WS	WL
HEAD ANGLE	70.5°	71.0°	71.0°	71.0°	71.0°	71.0°	71.0°
SEAT ANGLE	74.0°	73.5°	73.0°	73.0°	72.5°	73.5°	73.0°
TOP TUBE	53.0	56.0	57.9	58.9	60.0	55.8	58.8
CHAIN STAY	43.0	43.0	43.0	43.0	43.0	43.0	43.0
BOTTOM BRACKET	28.5	29.2	29.5	29.5	29.7	29.2	29.8
OFFSET	3.8	3.8	3.8	3.8	3.8	3.8	3.8
WHEEL BASE	101.6	103.9	105.5	106.6	107.8	103.9	106.6
TRAIL	7.9	7.5	7.5	7.5	7.5	7.5	7.5
STAND OVER	65.0	71.2	74.1	77.2	80.2	83.9	87.8

820

800

800 SPORT

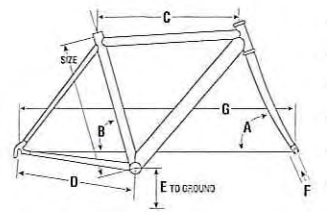
(SOME MODELS NOT AVAILABLE IN ALL SIZES)

FRAME SIZE	XS	S	M	L	XL	WS	WL
HEAD ANGLE	70.0°	70.5°	70.5°	70.5°	71.0°	71.0°	70.0°
SEAT ANGLE	74.0°	73.5°	73.0°	73.0°	72.5°	72.0°	74.0°
TOP TUBE	52.8	54.5	55.5	56.5	57.5	58.5	59.5
CHAIN STAY	43.5	43.5	43.5	43.5	43.5	43.5	43.5
BOTTOM BRACKET	28.8	29.1	29.1	29.3	29.3	29.5	28.3
OFFSET	3.8	3.8	3.8	3.8	3.8	3.8	3.8
WHEEL BASE	102.3	103.2	103.7	104.9	105.0	105.6	106.7
TRAIL	8.0	7.7	7.7	7.7	7.4	7.4	8.0
STAND OVER	63.7	69.6	72.2	75.3	78.9	82.6	86.3

All sizes are in centimeters over inches unless otherwise indicated.

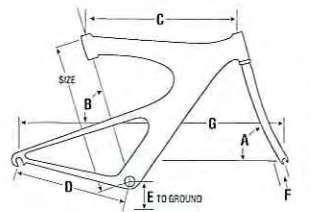
XO 1

FRAME SIZE	S	M	L	XL
HEAD ANGLE	71.0°	71.5°	72.0°	72.5°
SEAT ANGLE	74.5°	73.5°	73.0°	72.5°
TOP TUBE	52.9	54.8	56.4	58.6
CHAIN STAY	43.5	43.5	43.5	43.5
BOTTOM BRACKET	28.4	28.4	28.4	28.4
OFFSET	4.5	4.5	4.5	4.5
WHEEL BASE	102.7	103.3	103.8	104.8
TRAIL	7.2	6.8	6.5	6.2
STAND OVER	75.9	78.5	82.8	85.3



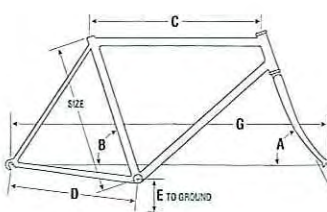
Y Poil

FRAME SIZE	XS	S	M	L	XL
HEAD ANGLE	72.0°	72.5°	73.0°	73.5°	74.0°
SEAT ANGLE	74.5°	73.8°	73.3°	72.0°	72.0°
TOP TUBE	51.0	52.7	54.5	56.5	58.5
CHAIN STAY	40.8	40.8	41.0	41.0	41.2
BOTTOM BRACKET	26.4	26.4	26.6	26.6	26.8
OFFSET	4.7	4.7	4.7	4.3	4.3
WHEEL BASE	96.1	96.7	97.9	97.8	99.6
TRAIL	6.1	5.8	5.5	5.6	5.3
STAND OVER	72.7	74.4	75.0	76.9	79.7



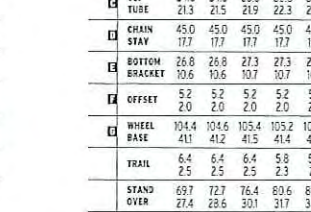
540

FRAME SIZE	S	M	L	XL
HEAD ANGLE	70.9°	71.5°	71.8°	71.9°
SEAT ANGLE	71.9°	72.0°	71.8°	72.0°
TOP TUBE	54.3	55.7	59.0	59.2
CHAIN STAY	45.7	45.7	45.7	45.7
BOTTOM BRACKET	25.9	26.4	26.7	26.9
OFFSET	4.9	4.9	4.6	4.6
WHEEL BASE	102.4	104.7	105.3	106.7
TRAIL	7.18	7.92	8.14	8.36
STAND OVER	28.3	31.2	32.0	32.9



520

FRAME SIZE	S	M	L	XL
HEAD ANGLE	71.0°	71.0°	71.0°	72.0°
SEAT ANGLE	74.0°	74.0°	73.5°	73.0°
TOP TUBE	54.0	54.5	55.5	56.6
CHAIN STAY	45.0	45.0	45.0	45.0
BOTTOM BRACKET	26.8	26.8	27.3	27.3
OFFSET	5.2	5.2	5.2	5.2
WHEEL BASE	104.4	104.6	105.4	105.2
TRAIL	6.4	6.4	6.4	5.8
STAND OVER	69.7	72.7	76.4	80.6

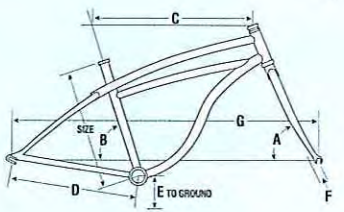


Navigator 400
Navigator 300
Navigator 200

FRAME SIZE	S	M	L	XL	XXL	WM	WL
HEAD ANGLE	70.0°	70.5°	70.5°	70.5°	70.5°	70.5°	70.5°
SEAT ANGLE	74.0°	73.5°	73.0°	73.0°	72.5°	73.5°	73.0°
TOP TUBE	52.6	54.3	55.8	57.9	59.5	54.0	54.8
CHAIN STAY	43.5	43.5	43.5	43.5	43.5	43.5	43.5
BOTTOM BRACKET	28.7	28.7	28.7	28.7	28.7	28.3	28.3
OFFSET	3.8	3.8	3.8	3.8	3.8	3.8	3.8
WHEEL BASE	102.1	103.0	104.2	106.4	107.6	102.5	103.0
TRAIL	8.0	7.7	7.7	7.7	7.7	7.7	7.7
STAND OVER	62.0	67.0	70.7	75.1	81	50.1	50.1

Town & Country
Calypso
Cruiser
Classic

FRAME SIZE	M	L	WS
HEAD ANGLE	69.5°	69.5°	69.5°
SEAT ANGLE	72.8°	72.8°	72.8°
TOP TUBE	58.3	63.0	56.0
CHAIN STAY	45.0	45.0	45.0
BOTTOM BRACKET	27.5	27.5	27.5
OFFSET	5.8	5.8	5.8
WHEEL BASE	100.5	105.5	108.0
TRAIL	6.4	6.4	6.4
STAND OVER	68.3	72.7	52.6



**MOUNTAIN
FULL SUSPENSION**

HARDTAIL

	STP 400	STP 300	STP 200	VRX 400	VRX 300	VRX 200	Y3	Pro 9.9	Elite 9.8	8500
SIZES	(M) 17.5", (L) 19.5", (XL) 21.5"	(M) 17.5", (L) 19.5", (XL) 21.5"	(M) 17.5", (L) 19.5", (XL) 21.5"	S, M, L	S, M, L	S, M, L	S, M, L	(M) 17.5", (L) 19.5", (XL) 21.5"	(M) 17.5", (L) 19.5", (XL) 21.5"	(S) 15.5", (M) 17.5", (L) 19.5", (XL) 21.5"
COLORS	Smoke Nude	Red Nude	Blue Nude	Candy Gold	Bright Silver	Trek Red	Black Gold	Team Blue/Black	Bright Silver	Gloss Black
FRAMESET	OCV Carbon. The world's lightest, strongest frame material. Optimum Compaction Low Void carbon. Computer assisted strength specific design. STP Soft Tail Pro suspension. Trek Pro geometry. Handmade in the USA. 3.6 lb.	OCV Carbon. The world's lightest, strongest frame material. Optimum Compaction Low Void carbon. Computer assisted strength specific design. STP Soft Tail Pro suspension. Trek Pro geometry. Handmade in the USA. 3.6 lb.	OCV Carbon. The world's lightest, strongest frame material. Optimum Compaction Low Void carbon. Computer assisted strength specific design. STP Soft Tail Pro suspension. Trek Pro geometry. Handmade in the USA. 3.6 lb.	Alpha FS Aluminum. Oversized, ovalized downtube. Reinforced gusseted seat tube, head tube and swingarm. Custom butted head tube. Alpha Aluminum Disc Drive compatible stays. Cold forged replaceable derailleur hanger. Oversized single pivot. Fully Independent Linkage (F.I.L.) bar. Trek Pro geometry. Handmade in the USA. 3.38 lb. mainframe.	Alpha FS Aluminum. Oversized, ovalized downtube. Reinforced gusseted seat tube, head tube and swingarm. Custom butted head tube. Alpha Aluminum Disc Drive compatible stays. Cold forged replaceable derailleur hanger. Oversized single pivot. Fully Independent Linkage (F.I.L.) bar. Trek Pro geometry. Handmade in the USA. 3.38 lb. mainframe.	Alpha FS Aluminum. Oversized, ovalized downtube. Reinforced gusseted seat tube, head tube and swingarm. Custom butted head tube. Alpha Aluminum Disc Drive compatible stays. Cold forged replaceable derailleur hanger. Oversized single pivot. Fully Independent Linkage (F.I.L.) bar. Trek Pro geometry. Handmade in the USA. 3.38 lb. mainframe.	Alpha FS Aluminum. Oversized, ovalized Y Frame. Custom computer butted head tube. Oversized single pivot. Fully Active Uni-Link Suspension. Handmade in the USA. 2.92 lb. mainframe.	OCV HC Carbon. The world's lightest, strongest frame material. Optimum Compaction Low Void carbon. Trek/VW team tested. Addition of stiff Honeycomb Nomax® between carbon skins. Alpha Aluminum Disc Drive compatible stays. Cold forged replaceable derailleur hanger. Trek Pro Race geometry. Handmade in the USA. 3.0 lb.	OCV HC Carbon. The world's lightest, strongest frame material. Optimum Compaction Low Void carbon. Trek/VW team tested. Addition of stiff Honeycomb Nomax® between carbon skins. Alpha Aluminum Disc Drive compatible stays. Cold forged replaceable derailleur hanger. Trek Pro Race geometry. Handmade in the USA. 3.0 lb.	Alpha SLR Aluminum. Super Light Race. Trek/VW team tested. Double-butted, seamless drawn tubing. Custom butted head tube. 3-D forged wishbone monostay. Stiff powerful elliptical chainstays. Alpha Aluminum Disc Drive compatible stays. Cold forged replaceable derailleur hanger. Trek Pro Race geometry. Handmade in the USA. 3.4 lb.
FORK	Rock Shox SID Race Lite suspension, 63mm travel	Rock Shox SID XC suspension, 80mm travel	Rock Shox Judy Race suspension, 80mm travel	Marzocchi Z3 Flylight suspension, 100mm travel	Manitou SX suspension, 80mm travel	Rock Shox Judy XC suspension, 80mm travel	Rock Shox Jett elastomer and coil spring, adjustable preload, 65mm travel	Rock Shox SID Race Lite suspension, 63mm travel	Rock Shox SID SL suspension, 80mm travel	Rock Shox SID XC suspension, 80mm travel
REAR SHOCK	SID Adjust	SID Adjust	SID Adjust	Fox Vanilla	Cane Creek AD-5	Cane Creek AD-5	Fox Vanilla			
WHEELS	Rolf Propet: KAZ reinforced welded machined rims w/rear ASYM offset spoke bed design; super-light precision sealed cartridge bearing hubset; extreme butted spokes	Rolf Urraco: KAZ rims w/reinforced welded machined sidewalls and stainless steel eyelets, rear rim ASYM design technology; lightweight precision sealed cartridge bearing hubset; DT butted spokes	Rolf Dolomite: KAZ rims w/reinforced welded machined sidewalls and stainless steel eyelets, rear rim ASYM design technology; precision sealed cartridge bearing front hub; DT butted spokes	Bontrager Corvaix, machine welded rims; Alloy disc specific hubs; DT 14G stainless spokes	Rolf Dolomite: KAZ rims w/reinforced welded machined sidewalls and stainless steel eyelets, rear rim ASYM design technology; precision sealed cartridge bearing front hub; DT butted spokes	Rolf Satellite: KAZ rims w/reinforced welded machined sidewalls and stainless steel eyelets; Satellite sealed hub; DT spokes	Bontrager Corvaix, machine welded rims; Alloy hubs; 14G stainless spokes	Rolf Propet: KAZ reinforced welded machined rims w/rear ASYM offset spoke bed design; super-light precision sealed cartridge bearing hubset; extreme butted spokes	Rolf Dolomite: KAZ rims w/reinforced welded machined sidewalls and stainless steel eyelets, rear rim ASYM design technology; precision sealed cartridge bearing front hub; DT butted spokes	Rolf Dolomite: KAZ rims w/reinforced welded machined sidewalls and stainless steel eyelets, rear rim ASYM design technology; precision sealed cartridge bearing front hub; DT butted spokes
TIRES	Bontrager Revolt Super-X, folding, 49/48 front and rear	Bontrager Revolt Super-X, folding, 49/48 front and rear	Bontrager Revolt Super-X, folding, 49/48 front and rear	Bontrager Jones, 49/53 front, 46/50 rear	Bontrager Jones AC, folding, 49/54 front and rear	Bontrager Jones AC, folding, 49/54 front and rear	Bontrager Jones, 49/53 front, 46/50 rear	Bontrager Revolt Super-X, folding, 49/48 front and rear	Bontrager Revolt Super-X, folding, 49/48 front and rear	Bontrager Revolt Super-X, folding, 49/48 front and rear
COCKPIT COMPONENTS	SADDLE Selle Italia Flite Gel, titanium/leather	Bontrager FS 2000, Cro-Moly rails	Bontrager FS 2000, Cro-Moly rails	Bontrager FS 2000, Cro-Moly rails	Bontrager FS 2000, Cro-Moly rails	Bontrager FS 2000, Cro-Moly rails	Trek ATB	Selle Italia Flite Gel, titanium/leather	Bontrager FS 2000, Cro-Moly rails	Bontrager FS 2000, Cro-Moly rails
SEATPOST	Thomson Elite	ICON Graphite	ICON Onyx	ICON Onyx	ICON Graphite	Alloy micro-adjust	Alloy micro-adjust	Thomson Elite	ICON Graphite	ICON Graphite
HANDLEBARS	ICON Sterling	ICON Graphite	ICON Onyx	ICON Onyx	ICON Graphite	ICON Stronghold	Aluminum riser	ICON Sterling	ICON Graphite	ICON Graphite
STEM	ICON Sterling	ICON Graphite	ICON Onyx	ICON Onyx	ICON Graphite	Alloy direct connect, front load	Alloy direct connect, front load	ICON Sterling	ICON Graphite	ICON Graphite
HEADSET	WTB Momentum Comp Grease Guard	Dia-Compe SAS, threadless, alloy	Dia-Compe SAS, threadless, alloy	Dia-Compe SAS, threadless, alloy	Dia-Compe SAS, threadless, alloy	Dia-Compe SE-1, threadless, sealed	Dia-Compe SE-1, threadless, sealed	WTB Momentum Comp Grease Guard	Dia-Compe SAS, threadless, alloy	Dia-Compe SAS, threadless, alloy
DRIVETRAIN	SHIFTERS Shimano XTR STI	Shimano Deore XT STI	Shimano Deore LX STI	Shimano Deore LX	Shimano Deore LX	Shimano Deore LX	Shimano Alivio	Shimano XTR	Shimano Deore LX	Shimano Deore XT
FRONT DERAILLEUR	Shimano XTR	Shimano Deore XT	Shimano Deore LX	Shimano Deore LX	Shimano Deore LX	Shimano Deore LX	Shimano Alivio	Shimano XTR	Shimano Deore LX	Shimano Deore XT
REAR DERAILLEUR	Shimano XTR SGS	Shimano XTR SGS	Shimano Deore XT SGS	Shimano Deore XT	Shimano Deore XT	Shimano Deore XT	Shimano Deore LX	Shimano XTR SGS	Shimano Deore XT	Shimano XTR SGS
CRANKSET	Shimano XTR 46/34/24	ICON Graphite 44/32/22	ICON Graphite 44/32/22	ICON Onyx 44/32/22	ICON Graphite 44/32/22	ICON Obsidian 44/32/22	Shimano Acera 42/32/22	Shimano XTR 46/34/24	ICON Graphite 44/32/22	ICON Graphite 44/32/22
CASSETTE	Shimano XTR 12-34, 9spd	Shimano HG-70 11-32, 9spd	Shimano HG-70 11-32, 9spd	Shimano Deore LX 11-32, 9spd	Shimano Deore LX 11-32, 9spd	Shimano HG-50 11-32, 9spd	Shimano HG-60 11-30, 8spd	Shimano XTR 12-34, 9spd	Shimano Deore LX 11-32, 9spd	Shimano Deore LX 11-32, 9spd
OTHER COMPONENTS	BRAKESET Avid SD Mag, linear pull w/Shimano XTR levers	Avid SD20, linear pull w/Shimano Deore XT levers	Avid SD20, linear pull w/Shimano Deore LX levers	Hayes disc, full hydraulic	Avid SD10, linear pull w/Shimano Deore LX levers	Forged alloy, linear pull w/alloy levers	Forged alloy, linear pull	Avid SD Mag, linear pull w/Shimano XTR levers	Avid SD20, linear pull w/Shimano Deore LX levers	Avid SD20, linear pull w/Shimano Deore XT levers
PEDALS	Time ATAC carbon	Bontrager RE-1, clipless	Bontrager RE-1, clipless	Shimano M545, clipless platform	Bontrager RE-1, clipless	Alloy ATB, clipless adaptable	ATB, alloy cage w/clips and straps	Time ATAC carbon	Bontrager RE-1, clipless	Bontrager RE-1, clipless
ADDITIONAL COMPONENTS								ICON Sterling bar ends		

	8000	8000 LT	8000 WSD	7000	6500	6500 WSD	6000	6000 WSD	4500	SIZES
SLR Aluminum, Super Light Race. Trek/VW team tested. Double-butted, seamless drawn tubing. 3-D forged wishbone monostay. Stiff powerful elliptical chainstays. Alpha Aluminum Disc Drive compatible stays. Cold forged replaceable derailleur hanger. Trek Pro Race geometry. Handmade in the USA. 3.4 lb.	(S) 15.5", (M) 17.5", (L) 19.5", (XL) 21.5"	(S) 15.5", (M) 17.5", (L) 19.5", (XL) 21.5"	(WXS) 13", (WS) 17", (WM) 19"	(S) 16.5", (M) 18", 19.5", (L) 21"	(S) 16.5", (M) 18", 19.5", (L) 21"	(WXS) 13", (WS) 17", (WM) 19"	(XS) 13", (S) 16.5", (M) 18", 19.5", (L) 21", (XL) 22.5"	(WXS) 13", (WS) 17", (WM) 19"	(XS) 13", (S) 16.5", (M) 18", 19.5", (L) 21", (XL) 22.5"	
Team Blue	Metallic Slate	Team Blue	Pearl White; Metal Flake Yellow	Gloss Black; Trek Red	Blackberry	Pearl Navy; Titanium	Pearl White	Gloss Black/Candy Gold; Ball Burnished		COLORS
Alpha SLR Aluminum, Super Light Race. Trek/VW team tested. Double-butted, seamless drawn tubing. 3-D forged wishbone monostay. Stiff powerful elliptical chainstays. Alpha Aluminum Disc Drive compatible stays. Cold forged replaceable derailleur hanger. Trek Pro Race geometry. Handmade in the USA. 3.4 lb.	Alpha SLR Aluminum, Super Light Race. Trek/VW team tested. Double-butted, seamless drawn tubing. Custom butted head tube. 3-D forged wishbone monostay. Stiff powerful elliptical chainstays. Alpha Aluminum Disc Drive compatible stays. Cold forged replaceable derailleur hanger. Trek Pro Race geometry. Handmade in the USA. 3.4 lb.	Alpha SLR Aluminum, Super Light Race. Trek/VW team tested. Double-butted, seamless drawn tubing. Custom butted head tube. 3-D forged wishbone monostay. Stiff powerful elliptical chainstays. Alpha Aluminum Disc Drive compatible stays. Cold forged replaceable derailleur hanger. Trek Pro Race geometry. Handmade in the USA. 3.4 lb.	Alpha SLR Aluminum, Super Light Race. Women's Specific Design. Double-butted, seamless drawn tubing. Custom butted head tube. 3-D forged wishbone monostay. Stiff powerful elliptical chainstays. Alpha Aluminum Disc Drive compatible stays. Cold forged replaceable derailleur hanger. WSD geometry. Handmade in the USA. 3.4 lb.	Alpha ZX Aluminum. Zero Excess material for a superior strength-weight ratio. Seamless drawn tubing. Custom butted head tube. 3-D forged Wishbone monostay. Stiff powerful elliptical chainstays. Alpha Aluminum Disc Drive compatible stays. Cold forged replaceable derailleur hanger. Handmade in the USA. 3.63 lb.	Alpha ZX Aluminum. Zero Excess material for a superior strength-weight ratio. Seamless drawn tubing. Custom butted head tube. 3-D forged Wishbone monostay. Stiff powerful elliptical chainstays. Alpha Aluminum Disc Drive compatible stays. Cold forged replaceable derailleur hanger. Handmade in the USA. 3.63 lb.	Alpha ZX Aluminum. Zero Excess material for a superior strength-weight ratio. Women's Specific Design. Seamless drawn tubing. Custom butted head tube. 3-D forged Wishbone monostay. Stiff powerful elliptical chainstays. Alpha Aluminum Disc Drive compatible stays. Cold forged replaceable derailleur hanger. WSD geometry. Handmade in the USA. 3.63 lb.	Alpha Aluminum. Oversized aero power tubes. Wishbone monostay. Replaceable derailleur hanger. 4.2 lb.	Alpha Aluminum. Oversized aero power tubes. Wishbone monostay. Replaceable derailleur hanger. 4.2 lb.	Alpha Aluminum. Oversized aero power tubes. Wishbone monostay. Replaceable derailleur hanger. 4.2 lb.	FRAME
Rock Shox Judy Race suspension, 80mm travel	Rock Shox Judy Race suspension, 100mm travel	Rock Shox Judy Race, light spring suspension, 80mm travel	Manitou SX suspension, 80mm travel	Rock Shox Judy XC suspension, 63mm travel	Rock Shox Judy XC, light spring suspension, 63mm travel	Manitou Magnum suspension, 80mm travel	Manitou Magnum light spring suspension, 80mm travel	Rock Shox Jett suspension, elastomer and coil spring, adjustable preload, 65mm travel		FORK
										REAR SHOCK
Rolf Satellite: KAZ rims w/reinforced welded machined sidewalls and stainless steel eyelets; Satellite sealed hub; DT spokes	Bontrager Corvair, machine welded rims; Alloy sealed quick release hubs; DT 14G stainless spokes	Rolf Satellite: KAZ rims w/reinforced welded machined sidewalls and stainless steel eyelets; Satellite sealed hub; DT spokes	Bontrager Superstock, machine welded rims; hubs; DT 14G stainless spokes	Bontrager Corvair, machine welded rims; Alloy sealed quick release hubs; 14G stainless spokes	Bontrager Corvair, machine welded rims; Alloy sealed quick release hubs; 14G stainless spokes	Bontrager Corvair, machine welded rims; Alloy sealed quick release hubs; 14G stainless spokes	Bontrager Corvair, machine welded rims; Alloy sealed quick release hubs; 14G stainless spokes	Alloy rims; Shimano C201 alloy rear; alloy quick release front hubs; 14G stainless spokes		WHEELS
Bontrager Jones AC, folding, 49/54 front and rear	Bontrager Jones, 49/53 front, 46/50 rear	Bontrager Jones AC, folding, 49/54 front and rear	Bontrager Jones AC, folding, 49/54 front and rear	Bontrager Jones, 49/53 front, 46/50 rear	Bontrager Jones, 49/53 front, 46/50 rear	Bontrager Jones, 49/53 front, 46/50 rear	Bontrager Jones, 49/53 front, 46/50 rear	Bontrager Jones, 49/53 front, 46/50 rear		TIRES
Bontrager FS 2000, Cro-Moly rails	Bontrager FS 2000, Cro-Moly rails	Bontrager FS 2000, Cro-Moly rails	Bontrager FS 2000 WSD	Bontrager FS 2000, Cro-Moly rails	Bontrager FS 2000	Bontrager FS 2000 WSD	Trek ATB	Trek WSD	Oasis supersoft	SADDLE
ICON Onyx	Tamer Post-Centric OR	ICON Onyx	ICON Onyx	Alloy micro-adjust	Alloy micro-adjust	Alloy micro-adjust	Alloy micro-adjust	Alloy micro-adjust		SEATPOST
ICON Onyx	ICON Onyx	ICON Onyx, 560 WSD	ICON Onyx	Aluminum riser	Aluminum riser	ICON Stronghold	ICON Stronghold, 560 WSD	Alloy, flat		HANDLEBARS
ICON Onyx	ICON Onyx	ICON Onyx	ICON Onyx	Alloy direct connect, front load	Alloy direct connect, front load	Alloy direct connect, front load	Alloy direct connect, front load	Alloy direct connect, front load		STEM
Dia-Compe SAS, threadless, alloy	Dia-Compe SAS, threadless, alloy	Dia-Compe SAS, threadless, alloy	Dia-Compe SAS, threadless, alloy	Dia-Compe SE-1, threadless, sealed	Dia-Compe SE-1, threadless, sealed	Dia-Compe SE-1, threadless, sealed	Dia-Compe SE-1, threadless, sealed	Dia-Compe SE-1, threadless, sealed		HEADSET
Shimano Deore LX	Shimano Deore LX	Shimano Deore LX	Shimano Deore LX	Shimano Deore LX	Shimano Deore LX	Shimano Deore LX	Shimano Deore LX	Shimano Deore LX	Shimano EF33 E2-Fire	SHIFTERS
Shimano Deore LX	Shimano Deore LX	Shimano Deore LX	Shimano Deore LX	Shimano Deore LX	Shimano Deore LX	Shimano Deore LX	Shimano Acera	Shimano Acera	Shimano Altus	FRONT DERAILLEUR
Shimano XTR SGS	Shimano Deore XT	Shimano Deore XT	Shimano Deore XT	Shimano Deore XT	Shimano Deore LX	Shimano Deore LX	Shimano Deore LX	Shimano Deore LX	Shimano Altus	REAR DERAILLEUR
ICON Graphite 44/32/22	ICON Onyx 44/32/22	ICON Graphite 44/32/22	ICON Onyx 44/32/22	ICON Obsidian 44/32/22	ICON Obsidian 44/32/22	Shimano Acera 42/32/22	Shimano Acera 42/32/22	Shimano Altus 42/34/24		CRANKSET
Shimano Deore LX 9spd	Shimano Deore LX 11-32, 9spd	Shimano Deore LX 11-32, 9spd	Shimano Deore LX 11-32, 9spd	Shimano Deore LX 11-32, 9spd	Shimano HG-50 11-32, 9spd	Shimano HG-50 11-32, 9spd	Shimano HG-50 11-30, 8spd	Shimano HG-50 11-30, 8spd	Shimano HG-50 11-30, 8spd	CASSETTE
Avid SD20, linear pull w/Shimano Deore LX levers	Hayes disc, full hydraulic	Avid SD20, linear pull w/women's reach levers	Avid SD10, linear pull w/Shimano Deore LX levers	Forged alloy, linear pull	Forged alloy, linear pull w/women's reach levers	Forged alloy, linear pull w/women's reach levers	Forged alloy, linear pull w/women's reach levers	Alloy linear pull w/Shimano alloy levers		BRAKESET
Bontrager RE-1, clipless	Bontrager RE-1, clipless	Bontrager RE-1, clipless	Bontrager RE-1, clipless	Bontrager RE-1, clipless	Alloy ATB, clipless adaptable	Alloy ATB, clipless adaptable	ATB, alloy cage w/clips and straps	ATB, alloy cage w/clips and straps	ATB, steel cage w/clips and straps	PEDALS
										ADDITIONAL COMPONENTS

FRAMESET

WHEELS

TIRES

COCKPIT COMPONENTS

DRIVERTRAIN

OTHER COMPONENTS

**MOUNTAIN
HARDTAIL**

**ROAD
PERFORMANCE**

	4300	820	800	800 Sport	5500	5200	2300	2300 WSD	2200	2200 WSD	
FRAMESET	SIZES	(XS) 13", (S) 16.5", (M) 18", 19.5", (L) 21", (XL) 22.5"; (WS) 17", (WL) 20"	(XS) 13", (S) 16.5", (M) 18", 19.5", (L) 21", (XL) 22.5"; (WS) 17"	(XS) 13", (S) 16.5", (M) 18", 19.5", (L) 21", (XL) 22.5", 24"; (WS) 17", (WL) 20"	(XS) 13", (S) 16.5", (M) 18", 19.5", (L) 21", (XL) 22.5"; (WXS) 13", (WS) 17", (WL) 20"	(XS) 50cm, (S) 52cm, 54cm, (M) 56cm, 58cm, (L) 60cm, (XL) 62cm	(XS) 50cm, (S) 52cm, 54cm, (M) 56cm, 58cm, (L) 60cm, (XL) 62cm	(S) 52cm, 54cm, (M) 56cm, 58cm, (L) 60cm, (XL) 63cm	(WXS) 43cm, (WS) 47cm, (WM) 52cm	(XS) 50cm, (S) 52cm, 54cm, (M) 56cm, 58cm, (L) 60cm	(WXS) 43cm, (WS) 47cm, (WM) 52cm
	COLORS	Gloss Black/Trek Red; Inkwell	Gloss Black/Bright Silver; Rainforest	Pearl White/Team Blue; Ice Red	Pearl Navy/Metallic Green; Blackberry; Gloss Black	Pearl White; Lance Signature Yellow	Bright Silver; Metal Flake Blue/USPS Team	Gloss Black; Metal Flake Yellow (double only)	Pearl White	Trek Red	Metallic Purple
	FRAME	Alpha Aluminum. Oversized aero power tubes. Wishbone monostay. Replaceable derailleur hanger. 4.2 lb.	Trek Cro-Moly. High grade Trek engineered butted Cro-Moly steel. Excellent shock absorption.	Trek Cro-Moly. High grade Trek engineered butted Cro-Moly steel. Excellent shock absorption.	Trek high tensile steel with high grade Trek engineered swaged Cro-Moly steel seat tube. Excellent shock absorption.	OCLV Carbon. The world's lightest, strongest frame material. Optimum Compaction Low Void carbon. USPS team tested. Computer assisted strength specific design. Trek Pro geometry. Handmade in the USA. 2.44 lb.	OCLV Carbon. The world's lightest, strongest frame material. Optimum Compaction Low Void carbon. USPS team tested. Computer assisted strength specific design. Trek Pro geometry. Handmade in the USA. 2.44 lb.	Alpha SLR Aluminum. Super Light Race. Double-butted, seamless drawn tubing. Custom butted head tube. 3-D forged wishbone monostay. Stiff powerful elliptical chainstays. Cold forged replaceable derailleur hanger. Trek Pro Race geometry. Handmade in the USA. 2.9 lb.	Alpha SLR Aluminum. Women's Specific Design. Super Light Race. Double-butted, seamless drawn tubing. Custom butted head tube. 3-D forged wishbone monostay. Stiff powerful elliptical chainstays. Cold forged replaceable derailleur hanger. WSD geometry. Handmade in the USA. 2.9 lb.	Alpha SL Aluminum. Super Light aluminum. Double-butted, seamless drawn tubing. Custom butted head tube. 3-D forged wishbone monostay. Stiff powerful elliptical chainstays. Cold forged replaceable derailleur hanger. Trek Pro geometry. Handmade in the USA. 2.9 lb.	Alpha SL Aluminum. Women's Specific Design. Super Light aluminum. Double-butted, seamless drawn tubing. Custom butted head tube. 3-D forged wishbone monostay. Stiff powerful elliptical chainstays. Cold forged replaceable derailleur hanger. WSD geometry. Handmade in the USA. 2.9 lb.
	FORK	Trek Cro-Moly ATB	SYNC 288 suspension, elastomer and coil spring, 63mm travel	Trek Cro-Moly ATB	Trek high tensile steel ATB	ICON OCLV carbon Air Rail	ICON OCLV carbon Air Rail	ICON OCLV carbon Air Rail	ICON OCLV carbon Classic	ICON OCLV carbon Air Rail	ICON OCLV carbon Classic
REAR SHOCK											
WHEELS	WHEELS	Alloy rims; Alloy quick release hubs; 14G stainless spokes	Alloy rims; Alloy sealed quick release hubs; 14G stainless spokes	Alloy rims; Alloy sealed quick release hubs; 14G stainless spokes	Alloy rims; Alloy sealed quick release hubs; 14G stainless spokes	Rolf Vector Pro: KAZ reinforced welded machined rims; super-light precision cartridge bearing hubset; DT custom bladed elliptical spokes	Rolf Vector Comp: KAZ reinforced welded machined rims; lightweight precision cartridge bearing hubset; DT aero cross section spokes	Rolf Vector Comp: KAZ reinforced welded machined rims; lightweight precision cartridge bearing hubset; DT aero cross section spokes	Rolf Vector Comp: KAZ reinforced welded machined rims; lightweight precision cartridge bearing hubset; DT aero cross section spokes	Rolf Vector: KAZ reinforced welded machined rims; Vector sealed hubset; DT butted spokes	Rolf Vector: KAZ reinforced welded machined rims; Vector sealed hubset; DT butted spokes
	TIRES	Continental, 26 x 1.95"	Mixed tread, 26 x 1.95"	Mixed tread, 26 x 1.95"	Mixed tread, 26 x 1.95"	Continental Grand Prix, 700 x 23c	Continental Ultra, 700 x 23c	Continental Ultra, 700 x 23c	Continental Grand Prix, 650 x 23c	Continental Super Sport, 700 x 25c	Continental Grand Prix, 650 x 23c
COCKPIT COMPONENTS	SADDLE	Oasis supersoft	Oasis supersoft	Oasis supersoft	Oasis supersoft	Selle Italia Flite Gel, titanium/leather	Selle Italia XO Gel, vanadium/leather	Selle Italia XO Gel, vanadium/leather	Bontrager FS 2000 WSD	Selle Italia XO Gel, vanadium/leather	Bontrager FS 2000 WSD
	SEATPOST	Alloy micro-adjust	Alloy micro-adjust	Alloy micro-adjust	Alloy micro-adjust	ICON Sterling	ICON Graphite	ICON Graphite	ICON Graphite	ICON Graphite	ICON Graphite
	HANDLEBARS	Alloy, flat (men's); alloy 50mm rise (women's)	30mm rise	Alloy, flat (men's); alloy 50mm rise (women's)	60mm rise	ICON Sterling	ICON Graphite	ICON Graphite	ICON Graphite	ICON Graphite	ICON Graphite
	STEM	Alloy direct connect, front load	Alloy direct connect, front load	High rise, front load	High rise, front load	ICON Sterling	ICON Graphite	ICON Graphite	ICON Graphite	ICON Graphite	ICON Graphite
	HEADSET	Dia-Compe SE-1, threadless, sealed	Dia-Compe SE-1, threadless, sealed	1 1/8" sealed	1 1/8" sealed	Cane Creek Tuftran Aheadset, sealed	Cane Creek Aheadset, sealed	Tange Seiki Vantage, sealed	Tange Seiki DX2 alloy, sealed	Tange Seiki DX2 alloy, sealed	Tange Seiki DX2 alloy, sealed
DRIVETRAIN	SHIFTERS	Shimano EF33 EZ-Fire	Shimano EF28 EZ-Fire	Grip Shift ESP 5.0	Grip Shift MRX IBS	Shimano Dura-Ace, Flight Deck compatible	Shimano Ultegra STI, Flight Deck compatible	Shimano Ultegra STI, Flight Deck compatible	Shimano Ultegra STI, Flight Deck compatible	Shimano 105, Flight Deck compatible	Shimano 105, Flight Deck compatible
	FRONT DERAILLEUR	Shimano Altus	Shimano Altus	Shimano Altus	Shimano Tourney	Shimano Dura-Ace	Shimano Ultegra	Shimano Ultegra	Shimano Ultegra	Shimano 105	Shimano 105
	REAR DERAILLEUR	Shimano Alivio	Shimano Acera	Grip Shift ESP 5.0	Shimano Acera	Shimano Dura-Ace	Shimano Ultegra	Shimano Ultegra	Shimano Ultegra GS	Shimano 105	Shimano 105
	CRANKSET	Shimano Altus 42/34/24	Shimano Altus 42/32/24	Shimano Acera 42/32/22	Shimano Tourney TY30 48/38/28	Shimano Dura-Ace 53/39	Shimano Ultegra 53/39 or 52/42/30	Shimano Ultegra 53/39 or 52/42/30	Shimano Ultegra 53/39	Shimano 105 53/39 or 52/42/30	Shimano 105 52/42/30
	CASSETTE	Shimano HG-50 11-30, 8spd	Shimano HG-30 11-28, 7spd	Sunrace 11-30, 8spd	Sunrace 13-28, 7spd	Shimano Dura-Ace 12-23, 9spd	Shimano Ultegra 12-25, 9spd	Shimano Ultegra 12-25, 9spd	Shimano Ultegra 12-25, 9spd	Shimano HG-70 12-25, 9spd	Shimano HG-70 12-25, 9spd
OTHER COMPONENTS	BRAKESET	Alloy linear pull w/Shimano alloy levers	Alloy linear pull w/Shimano alloy levers	Alloy linear pull w/alloy levers	Alloy linear pull w/GS IBS/nylon levers	Shimano Dura-Ace	Shimano Ultegra	Shimano Ultegra	Shimano Ultegra	Shimano 105	Shimano 105
	PEDALS	ATB, steel cage	ATB, steel cage	ATB, steel cage	ATB, nylon	N/A	ICON De La Sole, clipless	ICON De La Sole, clipless	ICON De La Sole, clipless	ICON De La Sole, clipless	ICON De La Sole, clipless
	ADDITIONAL COMPONENTS										



CRUISER

Town & Country™

Retro fun on the beach or around town.

- ▶ The high tensile steel frame has long life and shock absorbing comfort.
- ▶ The alloy rims and fat, whitewall tires look smooth, ride smooth.
- ▶ The alloy 33T crank and Shimano Nexus 4-speed rear hub are easy to use and maintain.

PRO COMP RECREATION



Also available in Mirror Black with Red decals



CRUISER

Calypso™

Take a ride into the past.

- ▶ The high tensile steel frame has long life and shock absorbing comfort.
- ▶ The alloy rims and fat, whitewall tires look smooth, ride smooth.
- ▶ The 40T crank and Shimano Tourney 6-speed rear derailleur are easy to use and maintain.

PRO COMP RECREATION



Also available in Ice Red with White decals



CRUISER

Cruiser Classic®

Single-speed fun.

- ▶ The high tensile steel frame has long life and shock absorbing comfort.
- ▶ The alloy rims and fat, whitewall tires look smooth, ride smooth.
- ▶ The single-speed drivetrain is more than a component - it's a lifestyle.

PRO COMP RECREATION

TOURING

2000	2000 WSD	1200	1000	Hilo 2000	Hilo 1000	XO 1	540	520	R200	SIZES
(S) 52cm, 54cm, (M) 56cm, 58cm, (L) 60cm, (XL) 63cm	(WS) 43cm, (WS) 47cm, (WM) 52cm	(XS) 50cm, (S) 54cm, (M) 56cm, 58cm, (L) 60cm	(XS) 43cm, 50cm, (S) 54cm, (M) 56cm, 58cm, (L) 60cm	(XS) 50cm, (S) 54cm, (M) 56cm, (L) 58cm, (XL) 60cm	(XS) 50cm, (S) 54cm, (M) 56cm, (L) 58cm, (XL) 60cm	(S) 52cm, (M) 55cm, (L) 58cm, (XL) 61cm	(S) 52cm, (M) 56cm, 58cm, (L) 60cm, (XL) 64cm	(S) 17", (M) 19", 21", (L) 23", (XL) 25"	One size	
Blackberry	Blackberry	Metal Flake Blue	Metal Flake Yellow	Metal Flake Yellow	Metallic Purple	Candy Gold	Pearl White	Pearl Navy	Trek Red	
Alpha SL Aluminum. Super Light aluminum. Double-butted, seamless drawn tubing. Custom butted head tube. 3-D forged wishbone monostay. Stiff powerful elliptical chainstays. Cold forged replaceable derailleur hanger. Trek Pro geometry. Handmade in the USA. 2.9 lb.	Alpha SL Aluminum. Women's Specific Design. Super Light aluminum. Double-butted, seamless drawn tubing. Custom butted head tube. 3-D forged wishbone monostay. Stiff powerful elliptical chainstays. Cold forged replaceable derailleur hanger. WSD geometry. Handmade in the USA. 2.9 lb.	Alpha SL Aluminum. Super Light aluminum. Double-butted, seamless drawn tubing. Custom butted head tube. 3-D forged wishbone monostay. Stiff powerful elliptical chainstays. Cold forged replaceable derailleur hanger. Trek Pro geometry. Handmade in the USA. 2.9 lb.	Alpha Aluminum. Oversized aero power tubes. 3.1 lb.	Alpha SLR Aluminum. Double butted seamless drawn tubing. Tri frame is based on race proven, wind tunnel-tested USPS time trial bike tech. The Trek Pro Tri geometry has an aero downtube, steeper seattube and flared chainstays to keep you in a comfortable, power-generating, aerodynamic position. Handmade in the USA. 2.9 lb.	Alpha SLR Aluminum. Double butted seamless drawn tubing. Tri frame is based on race proven, wind tunnel-tested USPS time trial bike tech. The Trek Pro Tri geometry has an aero downtube, steeper seattube and flared chainstays to keep you in a comfortable, power-generating, aerodynamic position. Handmade in the USA. 2.9 lb.	Alpha SL Aluminum. Super Light aluminum. Cross Specific Frame. Double-butted, seamless drawn tubing. Custom butted head tube. 3-D forged wishbone monostay. Stiff powerful elliptical chainstays. Cold forged replaceable derailleur hanger. Trek Pro geometry. Handmade in the USA. 2.9 lb.	Alpha Aluminum. Oversized aero power tubes. Replaceable derailleur hanger. Handmade in the USA. 3.1 lb.	Trek Cro-Moly. High grade Trek engineered double butted Cro-Moly steel. Excellent shock absorption. Handmade in the USA.	Alpha Aluminum recumbent frame provides exceptional comfort over distances.	
ICON OCLV carbon Classic	ICON OCLV carbon Classic	Trek Aluminum Aero	Trek Cro-Moly Aero	Kinesis Carbon Aero 650c	Kinesis Carbon Aero 650c	Kinesis Alloy Cross	Trek Alpha aluminum	Trek Cro-Moly	Trek Cro-Moly	
									Cane Creek AD-5	
Rolf Vector: KAZ reinforced welded machined rims; Vector sealed hubset; DT butted spokes	Rolf Vector: KAZ reinforced welded machined rims; Vector sealed hubset; DT butted spokes	Mavic rims; Shimano Sora hubs; DT 14G stainless spokes	Vuelta Alriline 2, aero, eyeleted, machined rims; Alloy sealed quick release hubs; 15G stainless spokes	Rolf Vector Pro: KAZ reinforced welded machined rims; super-light precision cartridge bearing hubset; DT custom bladed elliptical spokes	Rolf Vector: KAZ reinforced welded machined rims; Vector sealed hubset; DT butted spokes	Rolf Vector: KAZ reinforced welded machined rims; Vector sealed hubset; DT butted spokes	Bontrager Fairlane, machine welded rims; Shimano Deore LX hubs; DT Champion 14G stainless spokes	Bontrager Fairlane, machine welded rims; Shimano Deore LX hubs; DT Champion 14G stainless spokes	Bontrager Maverick, machine welded rims; Bontrager Race hubs; DT 14G stainless spokes	
Continental Super Sport, 700 x 25c	Continental Grand Prix, 650 x 23c	Continental Super Sport, 700 x 23c	Continental Sport 1000, 700 x 25c	Continental Grand Prix, 650 x 23c	Continental Grand Prix, 650 x 23c	IRC Cross Country, 700 x 35c	Continental Top Touring, 700 x 32c	Continental Top Touring, 700 x 32c	Primo Comet, 20 x 1.35"	
Selle Italia XO	Bontrager FS 2000 WSD	Selle Italia XO Gel, vanadium/leather	Selle Bassano Smart	Selle Italia Flite Gel, titanium/leather	Selle Italia XO Gel, vanadium/leather	Bontrager FS Race	Selle Bassano E2 Rider, manganese/leather	Selle Bassano E2 Rider, manganese/leather	Trek Recumbent	
Alloy micro-adjust	Alloy micro-adjust	Alloy micro-adjust	Alloy micro-adjust	Thomson Elite	ICON Graphite	Alloy micro-adjust	Alloy micro-adjust	Alloy micro-adjust	N/A	
ICON Sleeve Ergo	ICON Sleeve Ergo	ICON Sleeve Ergo	ICON Sleeve Ergo	ICON Sterling TT	ICON Sterling TT	ICON Sleeve Ergo	ICON Stash	ICON Sleeve Ergo	6061 aluminum ARC	
Alloy, front load	Alloy, front load	Alloy	Alloy 0° rise, front load	ICON Sterling	ICON Graphite	ICON Graphite quill, 15° rise	ICON Graphite	ICON Graphite	Trek custom alloy	
Tange Seiki Passage, sealed	Tange Seiki Passage, sealed	Tange Seiki Passage, sealed	1" sealed	Cane Creek Aheadset, sealed	Cane Creek Aheadset, sealed	Tange Seiki Passage, sealed	Tange Seiki Vantage, sealed	Tange Seiki CDS, sealed	Tange Seiki Passage, sealed	
Shimano Tiagra STI, Flight Deck compatible	Shimano Tiagra STI, Flight Deck compatible	Shimano Sora STI, Flight Deck compatible	Shimano Sora STI, Flight Deck compatible	Shimano Dura-Ace, bar end control	Shimano Dura-Ace, bar end control	Shimano RSX STI, dual control w/adjusters	Shimano Ultegra, bar end control	Shimano Ultegra, bar end control	Grip Shift ESP 7.0	
Shimano Tiagra	Shimano Tiagra	Shimano Sora	Shimano Sora	Shimano Ultegra	Shimano 105	Shimano Nexave 401	Shimano 105	Shimano 105	Grip Shift ESP 7.0	
Shimano Tiagra GS	Shimano Tiagra GS	Shimano Sora	Shimano Sora GS	Shimano Ultegra	Shimano 105	Shimano RSX	Shimano Deore XT SGS	Shimano Deore LX	Grip Shift ESP 7.0	
Shimano Tiagra 52/42/30	Shimano Tiagra 52/42/30	Shimano Sora 52/42/30	CPI 52/42/30	Shimano Ultegra 53/39	Shimano 105 53/39	Shimano RX100 w/105 rings 50/39	Shimano 105 52/42/30	Shimano 105 52/42/30	Cyclone 39T w/chainguard	
Shimano Tiagra 13-26, 9spd	Shimano Tiagra 13-26, 9spd	Shimano HG-50 13-26, 9spd	Sunrace 11-28, 8spd	Shimano Ultegra 11-23, 9spd	Shimano HG-70 11-23, 8spd	Shimano HG-50 13-26, 8spd	Shimano HG-50 11-30, 8spd	Shimano HG-50 11-30, 8spd	Shimano HG-50 11-30, 8spd	
Shimano Sora	Shimano Sora	Shimano Sora w/combination brake/shift levers	Alloy dual pivot w/quick release w/Shimano Sora STI levers	Shimano Ultegra w/Dia-Compe BL-188 levers	Shimano 105 w/Dia-Compe BL-188 levers	Shimano STX cantilever	Avid 2.0 w/Dia-Compe 287 levers	Avid 2.0 w/Dia-Compe 287 levers	Avid w/Shimano brakes	
Alloy w/clips and straps	Alloy w/clips and straps	Alloy, road	Alloy cage w/clips and straps	N/A	N/A	Bontrager RE-1, clipless	Shimano 323, semi-clipless	Shimano 323, semi-clipless	ICON 2	
				Syntax Streamliner clip-on bar	Syntax Streamliner clip-on bar			Rear rack		

FRAMESET

WHEELS

COCKPIT COMPONENTS

DRIVETRAIN

OTHER COMPONENTS

**CITY & BIKE PATH
HYBRID**

COMFORT

	7700	7600	7500	7300	7200	720	700	Navigator 400	Navigator 300	Navigator 200
SIZES	(XS) 15", (S) 17.5", (M) 20", (L) 22.5"	(XS) 15", (S) 17.5", (M) 20", (L) 22.5"	(XS) 15", (S) 17.5", (M) 20", (L) 22.5", (WX) 15", (WS) 17"	(XS) 13", (S) 17.5", (M) 20", (L) 22.5", (WX) 15", (WS) 17", (WM) 20"	(XS) 15", (S) 17.5", (M) 20", (L) 22.5", (WX) 15", (WS) 17", (WM) 20"	(XS) 15", (S) 17", (M) 19", 21", (L) 23", (WX) 15", (WS) 17", (WM) 20"	(XS) 15", (S) 17", (M) 19", 21", (L) 23", (WX) 15", (WS) 17", (WM) 20"	(S) 12", (M) 14.5", (L) 16.5", (XL) 18.5", (XXL) 21", (WM) 14.5", (WL) 16.5"	(S) 12", (M) 14.5", (L) 16.5", (XL) 18.5", (XXL) 21", (WM) 14.5", (WL) 16.5"	(S) 12", (M) 14.5", (L) 16.5", (XL) 18.5", (XXL) 21", (WM) 14.5", (WL) 16.5"
COLORS	Pearl Navy	Metallic Ice Red	Pearl White; Titanium	Black Gold; Inkwell	Metallic Ice Red; Rainforest	Bright Silver	Pearl Navy; Pearl White	Inkwell	Ice Red; Gloss Black	Rainforest; Bright Silver; Metallic Slate Fade
FRAMESET	FRAME Alpha ZX Aluminum. Zero Excess material for a superior strength-weight ratio. Seamless drawn tubing. Custom butted head tube. 3-D forged Wishbone monostay. Stiff powerful elliptical chainstays. Cold forged replaceable derailleur hanger. 3.63 lb.	Alpha ZX Aluminum. Zero Excess material for a superior strength-weight ratio. Seamless drawn tubing. Custom butted head tube. 3-D forged Wishbone monostay. Stiff powerful elliptical chainstays. Cold forged replaceable derailleur hanger. 3.63 lb.	Alpha ZX Aluminum. Zero Excess material for a superior strength-weight ratio. Seamless drawn tubing. Custom butted head tube. 3-D forged Wishbone monostay. Stiff powerful elliptical chainstays. Cold forged replaceable derailleur hanger. 3.63 lb.	Alpha Aluminum. Oversized aero power tubes. Wishbone monostay. Replaceable derailleur hanger. 4.2 lb.	Alpha Aluminum. Oversized aero power tubes. Wishbone monostay. Replaceable derailleur hanger. 4.2 lb.	Trek Cro-Moly. High grade Trek engineered Cro-Moly steel. Excellent shock absorption.	Trek high tensile steel with high grade Trek engineered swaged Cro-Moly steel seat tube. Excellent shock absorption.	Alpha Aluminum. Oversized aero power tubes. Wishbone monostay. Replaceable derailleur hanger. 4.2 lb.	Alpha Aluminum. Oversized aero power tubes. Wishbone monostay. Replaceable derailleur hanger. 4.2 lb.	Alpha Aluminum. Oversized aero power tubes. Wishbone monostay. Replaceable derailleur hanger. 4.2 lb.
FORK	Rock Shox Ruby Metro suspension, 30mm travel	Rock Shox Ruby Metro suspension, 30mm travel	Trek Cro-Moly	Trek Cro-Moly	Trek Cro-Moly	Trek Cro-Moly ATB	Trek high tensile steel	SYNC 168 suspension, elastomer and coil spring, adjustable preload, 45mm travel	Trek Cro-Moly	Trek high tensile steel
WHEELS	WHEELS Rolf Vector: KAZ reinforced welded machined rims; Vector sealed hubset; DT butted spokes	Bontrager Fairlane, machine welded rims; Bontrager Alloy, sealed hubs; 14G stainless spokes	Bontrager Fairlane, machine welded rims; Bontrager Alloy, sealed hubs; 14G stainless spokes	Bontrager Fairlane, machine welded rims; Shimano sealed hubs; 14G stainless spokes	Bontrager Fairlane, machine welded rims; Shimano sealed hubs; 14G stainless spokes	Alloy rims; Shimano rear, alloy quick release front hubs; 14G stainless spokes	Alloy rims; Alloy sealed quick release hubs; 14G stainless spokes	Vuelta Vision, double wall, eyeleted, machined rims; Shimano C201 alloy rear, alloy quick release front hubs; 15G stainless spokes	Vuelta Vision, double wall, eyeleted, machined rims; Shimano C201 alloy rear, alloy quick release front hubs; 15G stainless spokes	Alloy rims; Alloy sealed quick release hubs; 14G stainless spokes
TIRES	Trek Invert II, 700 x 38c	Trek Invert II, 700 x 38c	Trek Invert II, 700 x 38c	Trek Invert II, 700 x 38c	Trek Invert II, 700 x 38c	Trek Invert II, 700 x 38c	Trek Invert II, 700 x 38c	Millenia Comfort, 26 x 1.95"	Millenia Comfort, 26 x 1.95"	Millenia Comfort, 26 x 1.95"
SADDLE	Oasis Super Plush	Oasis Super Plush	Oasis Super Plush	Oasis webspring comfort	Oasis webspring comfort	Oasis webspring comfort	Oasis webspring comfort	Oasis webspring comfort	Oasis webspring comfort	Oasis webspring comfort
SEATPOST	Alloy suspension	Alloy suspension	Alloy suspension	Alloy suspension	Alloy suspension	Alloy suspension, 40mm travel, elastomer and coil, adjustable preload	Alloy suspension, 40mm travel, elastomer and coil, adjustable preload	Alloy suspension, 40mm travel, elastomer and coil, adjustable preload	Alloy suspension, 40mm travel, elastomer and coil, adjustable preload	Alloy suspension, 40mm travel, elastomer and coil, adjustable preload
HANDLEBARS	Alloy, 30mm rise	60mm rise	60mm rise	60mm rise	60mm rise	50mm rise	50mm rise	Alloy, 50mm rise	Alloy, 50mm rise	50mm rise
STEM	Aheadset, 25° rise	Alloy adjustable rise	Alloy adjustable rise	Alloy adjustable rise	Alloy adjustable rise	Alloy adjustable rise, front load	Alloy adjustable rise, front load	Alloy direct connect, adjustable rise, front load	Alloy adjustable rise suspension, front load	Alloy adjustable rise, front load
HEADSET	Dia-Compe SE-1, threadless, sealed	Tange Seiki Passage, sealed	Tange Seiki Passage, sealed	Oversize, sealed	Oversize, sealed	1" sealed	1" sealed	Dia-Compe SE-1, threadless, sealed	1 1/8" sealed	1 1/8" sealed
SHIFTERS	Shimano Nexave	Grip Shift Centera	Grip Shift Centera	Grip Shift Centera	Shimano C102	Shimano RS40	Shimano C102 w/dashboard	Shimano Nexave 400	Shimano RS40	Shimano C102 w/dashboard
FRONT DERAILLEUR	Shimano Nexave 401	Shimano Nexave 301	Shimano Nexave 301	Shimano Nexave 301	Shimano Nexave 301	Shimano C102	Shimano C102	Shimano Nexave 401	Shimano C202	Shimano C102
REAR DERAILLEUR	Shimano Nexave 401	Shimano Deore LX	Shimano Deore LX	Shimano STX-RC	Shimano C201	Shimano C201	Shimano C101	Shimano Nexave 400	Shimano C201	Shimano C101
CRANKSET	Shimano Nexave 401 48/38/28	Shimano Nexave 401 48/38/28	Shimano Nexave 401 48/38/28	Shimano Nexave 301 48/38/28 w/chainguard	Shimano C102 48/38/28 w/chainguard	Shimano C102 48/38/28 w/chainguard	Shimano C102 48/38/28 w/chainguard	Shimano Nexave 401 48/38/28 w/chainguard	Shimano C202 48/38/28 w/chainguard	Shimano C102 48/38/28 w/chainguard
CASSETTE	Shimano HG-50 11-30, 8spd	Shimano HG-50 11-30, 8spd	Shimano HG-50 11-30, 8spd	Shimano HG-50 11-30, 8spd	Shimano HG-50 11-34, 7spd	SunRace 11-34, 7spd	Sunrace 13-34, 7spd	Shimano HG-40 11-34, 8spd	Shimano HG-40 11-34, 8spd	Sunrace 13-34, 7spd
BRAKESET	Avid SD10, linear pull	Forged alloy, linear pull w/modulator w/alloy levers	Forged alloy, linear pull w/modulator w/alloy levers	Forged alloy, linear pull w/modulator w/alloy levers	Forged alloy, linear pull w/modulator w/Shimano C102 levers	Alloy linear pull w/front modulator w/alloy levers	Alloy linear pull w/front modulator w/Shimano alloy levers	Alloy linear pull w/modulators w/Shimano Nexave 400 levers	Alloy linear pull w/modulators and alloy levers	Alloy linear pull w/front modulator w/Shimano alloy levers
PEDALS	Alloy platform w/clips and straps	Alloy platform w/clips and straps	Alloy platform w/clips and straps	Nylon ATB, sealed w/Cro-Moly axles	Nylon ATB, sealed w/Cro-Moly axles	Dual density platform	Nylon platform	Dual density platform	Dual density platform	Nylon platform
ADDITIONAL COMPONENTS										

CRUISER

Town & Country	Calypso	Cruiser Classic
----------------	---------	-----------------

(M) 20", (L) 23"; (WS) 17"	(M) 20", (L) 23"; (WS) 17"	(M) 20", (L) 23"; (WS) 17"
----------------------------	----------------------------	----------------------------

Blue Moon	Mirror Black; Metal Flake Green	Ice Royal Blue; Ice Red
-----------	---------------------------------	-------------------------

Trek engineered, high tensile steel. Comfort Cruiser geometry, strong and durable.	Trek engineered, high tensile steel. Comfort Cruiser geometry, strong and durable.	Trek engineered, high tensile steel. Comfort Cruiser geometry, strong and durable.
--	--	--

Trek high tensile steel	Trek high tensile steel	Trek high tensile steel
-------------------------	-------------------------	-------------------------

Alloy rims; Shimano Nexus 4spd rear; alloy nudded front hubs; 14G stainless spokes	Alloy rims; Alloy nudded hubs; 14G stainless spokes	Alloy rims; Shimano coaster rear; alloy nudded front hubs; 14G stainless spokes
--	---	---

Whitewall, 26 x 2.0"	Whitewall, 26 x 2.0"	Whitewall, 26 x 2.0"
----------------------	----------------------	----------------------

Oasis websping/dual spring	Oasis websping/dual spring	Oasis websping/dual spring
----------------------------	----------------------------	----------------------------

Alloy	Alloy	Alloy
-------	-------	-------

Cruiser	Cruiser	Cruiser
---------	---------	---------

Alloy	Alloy	Alloy
-------	-------	-------

1"	1"	1"
----	----	----

Shimano Nexus Revo	Grip Shift MRK	N/A
--------------------	----------------	-----

N/A	N/A	N/A
-----	-----	-----

Shimano Nexus	Shimano Tourney	N/A
---------------	-----------------	-----

One-piece type, 33T w/chainguard	One-piece type, 40T w/chainguard	One-piece type, 40T w/chainguard
20T, 4spd	Sunrace 14-28, 6spd	18T

Shimano coaster	Alloy cantilever w/alloy levers	Shimano coaster
-----------------	---------------------------------	-----------------

Nylon barefoot	Nylon barefoot	Nylon barefoot
----------------	----------------	----------------

Adjustable alloy kickstand	Adjustable alloy kickstand	Adjustable alloy kickstand
----------------------------	----------------------------	----------------------------

TREK INTERNATIONAL DIRECTORY

Subsidiaries

Fahrradhandel Gesellschaft mbH
Husslstrasse 29B
6130 Schwaz
Austria
Tel: (43) 5242 72440
Fax: (43) 5242 7244090

Bikeurope BV
Basicweg 14-00
3821 BR Amersfoort
The Netherlands
Tel: (31) 33 45 09 040
Fax: (31) 33 45 65 383

Trek Bicycle GmbH
Heinrich-Hertz-Str. 9
63225 Langen
Germany
Tel: (49) 6103 50700
Fax: (49) 6103 74741

Trek Japan Corporation
81 Fukaeahama-Machi
Higashinada-Ku
Kobe 658-0023
Japan
Tel: (81) 78 413 6606
Fax: (81) 78 413 6607

Trek Bicycle S.L.
Calle Guindos 19
28700 San Sebastián de los Reyes
Madrid, Spain
Tel: (34) 91 654 9011
Fax: (34) 91 654 6819

Trek Fahrrad AG
Kapp Haus
Steinackerstrasse 35
8902 Urdorf
Switzerland
Tel: (41) 1 735 85 85
Fax: (41) 1 735 85 75

Trek Bicycle Corporation Ltd.
Maidstone Road
Kingston
Milton Keynes MK10 OBE
United Kingdom
Tel: (44) 1908 282 626
Fax: (44) 1908 285 006

Offices

Bikeurope BV
Basicweg 14-00
3821 BR Amersfoort
The Netherlands
Tel: (31) 33 45 09 060
Fax: (31) 33 45 64 825

Trek Distributors

ARGENTINA
Trek Argentina S.A.
Tel: 5411 4512 1640

ARUBA
Tri - Bike Aruba
Tel: 2978 52734

AUSTRALIA
Trek Bicycles Australia
Tel: 61 2 9299 7444

BAHRAIN
Skate Shack
Sunex
Tel: 973 581142/
973 697176

BERMUDA
Winner's Edge
Tel: 441 295 6012

BOLIVIA
Bicicar
Tel: 591 279 4362

BRAZIL
Trek Do Brasil Ltda.
Tel: 5511 6910 2122

BULGARIA
EMS International
Tel: 359 82 277157

CANARY ISLANDS
Adolfo Suanzes SA
Tel: 349 28 22 68 12

CHILE
Sparta Deportes Limitada
Tel: 56 2 557 8840/
56 2 557 2850

COLOMBIA
Sport & Bike (Bike House)
Tel: 574 381 4500/
574 381 6113

COSTA RICA
Alpha Costa Rica
Tel: 506 296 3383

CROATIA
Rog Joma
Tel: 385 1 2304 331

CYPRUS
Goodtones Ltd.
Tel: 357 235 1617

CZECH REPUBLIC
Bretton s.r.o.
Tel: 420 2 793 5919

DENMARK
H.F. Cykler A/S
Tel: 45 86 42 38 99

ECUADOR
Bici Sport
Tel: 593 2 253 691

EL SALVADOR
La Bicicleta S.A. de C.V.
Tel: 503 243 0379

ESTONIA, LATVIA, LITHUANIA
Rademar
Tel: 372 656 3278

FINLAND
Oy Duell Bike Center Ab
Tel: 358 9 27356010

FRANCE
Sunex
Tel: 33 4 94 19 85 95

GUATEMALA
Novasport
Tel: 502 335 2435

HONDURAS
Planet Bike
Tel: 504 232 4707

HONG KONG
Chung Yung Cycle Co.
Tel: 852 2670 3639

HUNGARY
Prokero Kft.
Tel: 36 1 331 3184

ICELAND
Orninn Hjol Ltd.
Tel: 354 5 889 892

IRELAND
Centro Limited
Tel: 353 1 456 7516

ISRAEL
Cycle Trading Company Ltd.
Tel: 972 9 9513 010/
972 9 9512 882/
972 9 9506 577

ITALY
Comar Italia Spa
Tel: 39 035 302 502

KOREA
K.S. Trading Co., Ltd.
Tel: 82 2 548 5408

LEBANON
Slee Sal
Tel: 961 1 601 523/4

MEXICO
Grupo Scandi S.A. de C.V.
Tel: 525 281 0587

NEW ZEALAND
Cycle Sport New Zealand
Tel: 64 6 345 8335

NORWAY
Foss Bicycles
Tel: 47 22 38 26 36/30

PANAMA
Motor Sport Panar
Tel: 507 236 0852

PERU
Hoz Bicicletas SA
Tel: 51 54 253 622

POLAND
Ski Team SC
Tel: 48 22 466 688

PORTUGAL
Bicimax Artigos Desportivos Lda
Tel: 351 44 553 276

PUERTO RICO
Seamount Corporat
Tel: 787 763 4369

RUSSIA
Sportex
Tel: 7 095 288 6888

SINGAPORE
Trekology Bikes 3
Tel: 65 466 2673

SLOVENIA
Bess - Pro Market
Tel: 386 61 274 135

SOUTH AFRICA
Atra Cycles South Afri
Tel: 27 11 792 2900

SWEDEN
Bike Supply AB
Tel: 46 8 760 0070

TAHITI
Tahiti Motor - Yet Sing
Tel: 689 425 352

TAIWAN
Dalux International Co.,
Tel: 886 4 835 3575

THAILAND
Probike Co. Ltd.
Tel: 662 254 1077

UNITED ARAB EMIRATE
HME Brand Managemem
Tel: 971 4 343 9119

URUGUAY
International Sports Lt
Tel: 598 278 2498

VENEZUELA
Bike Planet/Bike Pro
Tel: 582 761 7850

WEST INDIES
Trisport
Tel: 5995 43462