

1999 Collection

HARDTAIL MOUNTAIN BIKES



MARIN

The Heart of Mountain Biking

Inspiration

Marin is the heart of mountain biking. Here in this picturesque California county stands the mountain that started it all. Mt. Tamalpais. Through some geological fate, this cons-old projection of rock and earth would call to the pioneers of mountain biking just some 20 years ago.

Without doubt, to take in the majestic hills and valleys of Mt. Tam, to climb to striking panoramic vistas and then to fly down again over winding singletracks and open fire roads, is to get at the very heart of inspiration.

Located between the Pacific Ocean and the San Francisco Bay, we continue to ride the same trails and experience the same emotions that gave birth to the sport of mountain biking itself. For the past 13 years, we have dedicated ourselves to the pursuit of the ultimate mountain biking experience. And we've consistently produced bikes that are among the best on the market.

We have been recognized year after year, and in 40 countries around the world, for our superior designs and unique performance characteristics. That is, for a ride that can only be found on a Marin. The Heart of Mountain Biking



1999 HARDTAIL COLLECTION

TITANIUM

Team Titanium

STEEL

Team Marin

Pine Mountain

Eldridge Grade

Bear Valley

Muirwoods

Bolinas Ridge

ALUMINUM

Indian Fire Trail

Juniper Trail

Rocky Ridge

Nail Trail

Palisades Trail

Hawk Hill

JUVENILE

Bayview Trail - 24"

Hidden Canyon - 20"

Custom Designed



Marin County
California



For the 1999 Collection, we set ourselves the challenge of significantly improving every hardtail in our line. To do this, our development team focused on the frame, the heart of every bicycle. What follows is a collection with improved performance and lighter weight frames at every price point. We have worked with the top names in tubing suppliers, Columbus and Easton, to identify the best new materials and latest developments. All of these improvements have been added to our renowned race-proven geometry, lively ride and the well-balanced component package for which Marin is famous. Find one of our new models and test it for yourself. Pick it up and feel the lightness. Ride it and feel the liveliness. Compare it for its well balanced component value with any competitor. Invest in a Marin. We're sure you'll be as proud to own and ride a Marin as we are.

Robert Buckley
President & Founder
Marin Mountain Bikes



Race Proven

First in 1987
Still First in 1999

Twelve years after it was introduced as the world's first production titanium mountain bike, the Team Titanium continues to come in first. As our premier cross-country performance race model, the Team Titanium has been refined year after year into the race-winning bike available today.

In fact, in the last four NORBA National Series Races, the Team Titanium has carried professional riders to five First Place finishes including the recent double-header win at the Big Bear NORBA National opener. Team Cateca/Pure Energy riders Carl Swenson, Chris Sheppard, Golden Brainard and Gretchen Reeves. Professional Mountain Bike Racers. Standard Issue: Marin Team Titanium.

Team Co-Sponsors


SHIMANO



OVATION

EASTON

COLUMBUS



MARIN RACE HERITAGE

Marin has used the NORBA National Series and Grundig World Cup series professional races as its testing grounds for the last 13 years.

In the harshest conditions around the world, Marin bikes are tested and refined to perfection. Whether you are racing or enjoying a weekend ride, you can be sure that your Marin will perform in all situations.


Proud Sponsors



Presented by
Condé Nast Women's Sports & Fitness



Team Titanium



US Made by Sandvik
3AL 2.5V Titanium Tubed Frame
Water Jet Cut Dropouts
Manitou SX Ti Fork



Shimano XTR Shifters & Levers
Shimano XTR V-Brakes
Shimano XTR Derailleurs
Shimano XTR Cranks
Shimano XTR 9 spd cassette



Selle Italia Flite Saddle
Marin Ovation 350mm Seatpost
Ritchey Fuzzy Logic Headset
Shimano 747 Pedals
Welded Alloy Threadless Stem
Alloy Double Butted
Flat Bar w/Bar Ends



Shimano XTR Hubs
Mavic X 517 Rims
DT Butted Spokes 1.8/1.6mm
w/Alloy Nipples
IRC Mythos XC Tires
26 x 1.95 Kevlar

Steel Frame Technology



OVATION TUBING

Marin's development efforts have resulted in our new Ovation tubing. 100% custom CAD designed. Each frame tube we offer features the optimal dimension, thickness,

Steel has been used for making bicycles for over a century. It is the properties of steel that have resulted in the traditional frame design that is common today.

Marin has built a reputation over the last 13 years for building the best performing hardtail bikes available, and we have introduced many proprietary and unique features. Raced and tested worldwide, our products have been refined every year.




New for 1999, Marin has adopted the Mega Design tube shape on all of its hardtail mountain bikes. On our higher level bikes, we have used Columbus MegaTube™ top & down tubes. Columbus has a long tradition of producing the finest steel tubesets available and was the first to introduce the Mega Design shape. MegaTube™ is a combination of new chemical compositions and refined manufacturing techniques that result in a lighter frame and a more lively ride.

Columbus Spa, located in Milan, Italy, has for decades supplied many of the most prestigious bike

weight and strength. All Ovation top tubes and down tubes are formed into a torsionally rigid shape, which increases the strength and responsiveness of the frame while allowing for weight reduction. By developing Ovation

builders and is the most widely used tubing among the worlds best and strongest riders. Marin is utilizing Columbus Cyclex and Nivacrom tube sets, both of which provide strength levels and grain consistency not available from most standard cromoly tubing.



**Mega Design
Tube Shape**

Marin has developed a complex egg-shaped tube with CAD technology that equally captures the benefits of shaped tubing. These frames are better able to withstand frontal impacts without sustaining terminal damage. The shaped tubing also increases the torsional rigidity of the frame, which translates into more precise steering and control. Both the benefits of greater strength and torsional rigidity can be achieved while reducing weight.

The new Marin frames are more responsive than ever for those of you who crave the "feel of steel".

tubing, we can offer a frame and bicycle that possesses superior strength and ride quality while maintaining a market-leading low weight. 🐾

MARIN GEOMETRY

Climbing efficiency, downhill stability, superior handling and rider comfort all depend on overall bike layout. Our frames feature 16.75" chainstays which achieve superior

climbing efficiency, stability and a balanced ride. A bike's handling is determined by its wheel base, the angle of the head tube, and the rider's weight distribution between front & rear wheel. Marin has carefully chosen top tube

lengths to achieve proper weight distribution for stability and handling. We also use a different length head tube on each size bike which results in proper handlebar height and rider position. 🐘

New Columbus & Ovation Tube Sets

Carefully Chosen Top Tube Lengths
For Each Size Bicycle



AFTERBURNER REAR TRIANGLE

Many of our models feature both double and quad butted stays which aid greatly in shock absorption. Constant diameter tubes are drawn and butted to our designated

wall thickness. Our investment cast dropouts also play a large part in making the rear section both strong and responsive. CAD designed, Marin dropouts actually plug into the seat and chain stays. This advanced design

reduces weight associated with "swedging" or tapering and squashing the tubes, and increases strength through its 360° weld surface. 🐘



Columbus Cyber Tubed Frame
Double Butted Mega Design
Top Tube & Down Tube
Manitou SX-R Fork w/Alloy Steerer




Shimano XT Shifters & Levers
Shimano XT Brakes
Shimano XT Derailleurs
Shimano XT Cranks
Shimano XT 8spd Cassette



WTB 68T-X Saddle - Cromo Rails
Marin Ovation 350mm Seatpost
Ritchey Fuzzy Logic Headset
VP-106 Clipless Pedals
Mann Welded Alloy Stem
CNC Alloy Flat Bar w/Bar Ends



Shimano XT Hubs
Mavic X 222 Rims
DT Stainless 1.8-1.6mm
DB Spokes w/Alloy Nipples
IRC Mythos Tires
26 X 2.1 Kevlar™

 COLUMBUS



1 Color: Burnt Orange



Pine Mountain ▶

This Marin flagship continues to set the standard by offering many features found only on hand-made frames. It's new Thron tubing from Columbus offers MegaTube™ Design tubes shaped for superior stiffness over round tubes.

◀ Team Marin

Utilizing Columbus' Cyber MegaTube™ shaped tubing, the Team Marin features Afterburner stays, curved chainstays, investment cast dropouts, externally butted cromu head tube and butted cromu bottom bracket shell. Marin details, like size-optimized butted tubing and custom touches make this the kind of frameset that small custom builders dream of making.

 COLUMBUS



1 Color: White



New Columbus Thron Tubed Frame
Double Butted Mega Design
Top & Down Tube
Manitou SX Fork w/alloy steerer



Shimano LX Shifters
Avid 50-1 9L Levers
Avid Arch Rival 40 Brakes
Shimano LX Front Derailleur
Shimano LX Rear Derailleur
Shimano LX Cranks
Shimano 8spd Cassette



Marin Saddle w/Kevlar®
Marin Comp 350mm Seatpost
Ritchey Logic Expert Headset
VP-106 Clipless Pedals
Mann Welded Alloy Stem
CNC Alloy Polished Bar w/Bar Ends



Shimano LX Hubs
Mavic X 130 Rims
DT Stainless 1.8-1.6mm
DB Spokes w/Alloy Nipples
IRC Mythos Tires 25 X 2.1 Kevlar™

With the same race ready Columbus frameset as the Pine Mountain, the Eldridge Grade features Shimano LX components, Manitou Spyder R fork and a lightweight Ritchey wheelset.

Eldridge Grade



 COLUMBUS



Second Color Option:
Matte Kiwi



New Columbus Thron Tubed Frame
Double Butted Mega Design
Top & Down Tube
Manitou Spyder R Fork



Shimano LX Shifters
Avid SD-1.9L Levers
Avid SD-10 Brakes
Shimano LX Derailleurs
Shimano LX Cranks
Shimano LX 9 spd Cassette



Marin Saddle w/Kevlar®
Marin Comp 350 mm Seatpost
Ritchey Logic Headset
VP-106 Clipless Pedals
Marin Dvation Welded Alloy Stem
Alloy Double Butted Rise Bar



Shimano STX-RC Hubs
Ritchey Rock Comp Front Rim
Ritchey OCR Rear Rim
15 Gauge Stainless Spokes
IRC Mythos Tires 26 X 2.1 Kevlar

Bear Valley



Utilizing our new Marin Ovation frameset, these tubes are custom-drawn, butted and shaped to our exact specifications. Afterburner stays, investment cast dropouts, and butted head tubes top off this lightweight racer.

O VATION



Second Color Option:
Matte Grey



Marin Ovation Custom Butted Frame
Cromoly Tubing - Mega Design
Top Tube and Down Tube
Manitou Spyder Fork



Shimano Alivio Shifters & Levers
Direct Pull Brakes w/Linear Spring
Shimano Alivio Front Derailleur
Shimano STX-RC Rear Derailleur
Shimano STX-RC Cranks
Shimano 8spd Cassette



Marin Saddle w/Kevlar®
Marin Comp 350 mm Seatpost
Ritchey Logic Headset
Alloy Cage Pedals w/Clips & Straps
Marin Cold Forged Threadless Stem
Alloy Double Butted Rise Bar



Shimano Alivio Hubs
Ritchey Rock Comp Front Rim
Ritchey OCR Rear Rim
15 Gauge Stainless Spokes
IRC Mythos Tires 26 X 2.0



Marin Ovation Custom Butted Frame
Cromoly Tubing - Mega Design
Top Tube and Down Tube
RST 381 SM Fork w/Alloy Steerer
w/Pre-load Adjusters



Shimano Alivio Shifters
Forged Alloy 3 Finger Levers
Direct Pull Brake w/Linear Spring
Shimano Alivio Derailleurs
Shimano Alivio Cranks
Shimano Bead Cassette



Marin Saddle w/Keyhole
Alloy micro adjust 300mm Seatpost
Ritchey Logic Headset
Alloy Cage Pedals w/Clips & Straps
Marin Cold Forged Threadless Stem
Alloy Double Butted Rise Bar



Shimano Alivio Hubs
Ritchey Vantage Sport Rims
15 Gauge Stainless Spokes
IRC Mythos Tires 26 X 2.0

O VATION



Second Color Option:
Brush Polished



◀ Muirwoods

New Marin Ovation shaped tubes specially drawn, butted and shaped. This tubeset is light yet strong and gives a snappy resilient ride that will be appreciated from the novice to the pro. Afterburner stays with investment cast dropouts and butted head tube nicely round out this capable off road bike.

O VATION



Second Color Option:
Burnt Orange



Bollnas Ridge ▶

Marin Ovation tubes featuring butted cromoly tubes, vertical forged dropouts, rack mounts, and two water bottle bosses. An affordable bike that will bring a smile to your face for years to come.



Marin Ovation Custom Butted Frame
Cromoly Tubing - Mega Design
Top Tube and Down Tube
Cromoly Rigid Fork



GripShift ESP-5.0 Shifters
Forged Alloy 3 Finger Levers
Direct Pull Brake w/ Linear Spring
Shimano Alivio Front Derailleur
GripShift ESP-5.0 Rear Derailleur
Cyclone 22/32/42 Cranks
Bspd Cassette



Marin Comfort Saddle
w/ Body Fit & Kevlar®
Alloy Micro Adjust 300mm Seatpost
Ritchey Logic Headset
Composite Pedals
Forged Threadless 24" Rise Stem
Alloy Double Butted Rise Bar




Alloy Double Seal Hubs w/GR
Alloy 32 H Rims
15 Gauge Stainless Spokes
IRC Mythos Tires 26 X 2.0

Alloy Frame Technology

Custom Designed

Marin County
California




For a light and stiff race bike, aluminum is surely the material of choice. However, there is much more to a bike than just these two attributes. The art of working with aluminum is to coax the compliance out of the material, and therefore keep the frame lively.

The low density of aluminum has also allowed us to add disc brake mounts without an excessive increase in the frame weight. This is featured in several high-end models. New Direct Attach replaceable dropouts that aid in extending the life of the frame and curved stays also add to the innovations on the rear triangle of the high-end models. All of these changes have enhanced the responsiveness and strength of the frame, while lowering its weight.

 **EASTON**

New for 1999, Marin features tube sets from the premier manufacturer of aluminum tubing – Easton. Advanced materials that are stronger and more pure,

allowing the tubes to be drawn thinner. The result is a lighter frame and a more lively ride. When formed into the unique Mega Design tube shape, this results in high performance frames that are extremely lightweight and strong.




**Mega Design
Tube Shape**

Marin has always prided itself on making bicycles that offer a truly world class ride. Because of that, we use Easton Taperwall tubing on our high-end hard tail alloy mountain bikes. Easton uses top secret techniques in order to create tubes that are super smooth and that feature extreme wall transitions - yielding the greatest differential between thick and thin wall sections of each tube. Easton's exclusive Taperwall process has a feel all it's own. Combined with Marin's "dialed-in" frame geometry, it's a combination that is tough to beat.

OVATION TUBING

Marin's development efforts have resulted in our new Ovation tubing. 100% custom CAD designed. Each frame tube we offer features the optimal dimension, thickness,

weight and strength. All Ovation top tubes and down tubes are formed into a torsionally rigid shape, which increases the strength and responsiveness of the frame while allowing for weight reduction. By developing Ovation

tubing, we can offer a frame and bicycle that possess superior strength and ride quality while maintaining a market-leading low weight. 


MARIN GEOMETRY

Climbing efficiency, downhill stability, superior handling and rider comfort all depend on overall bike layout. Our frames feature 16.75" chainstays which achieve superior

climbing efficiency, stability and a balanced ride. A bike's handling is determined by its wheel base, the angle of the head tube, and the rider's weight distribution between front & rear wheel. Marin has carefully chosen top tube

lengths to achieve proper weight distribution for stability and handling. We also use a different length head tube on each size bike which results in proper handlebar height and rider position. 🐘

New Easton & Ovation Tube Sets



FRAME FEATURES

Marin's alloy frames feature replaceable dropouts, externally butted seat tube in the high-stress seat cluster area that provides extra strength. Butted seat

and chain stays aid in absorbing shock. Custom tapered butting in the top and down tube handle the high impact of steering stress allowing for more precise control. Our internally butted bottom bracket shell facilitates strong

power transfer and torsional rigidity. Marin also uses size specific tubing with custom butted lengths and thicknesses for each size frame we make, from 11.5" to 20.5" 🐘



Easton Ultralight Butted Tubing
Mega Design
Top Tube & Down Tube
Rock Shox Sid XC Fork



Shimano XT Shifters & Levers
Shimano XT V-Brakes
Shimano XT Derailleurs
Shimano XT Cranks
Shimano XT Spd Cassette



WTB SST X Saddle w/Cromo Rails
Marin Ovation 350mm Seatpost
Ritchey Fuzzy Logic Headset
VP-106 Clipless Pedals
Marin Welded Alloy Stem
CNC Alloy Rise Bar w/Bar Ends



Shimano XT Hubs
Mavic Y 262 Rims
DT Swissless 1.6-1 Brass CS Spokes
w/Alloy Nipples
IRC Mychos Tires
26 X 2.1 Kevlar®

EASTON



1 Color: Brush Polished



Indian Fire Trail

Using Easton's new Ultralight tubeset, the Indian uses weight saving tricks like internally butted head tube and bottom bracket shell while maintaining strength. New drop-in dropouts and Afterburner stays, inspired by our crono bikes and redefined in aluminum, round out this lightweight race bike.

Rocky Ridge

Easton's unmatched tube forming and butting capabilities make for a tube with smooth inner walls and tremendous strength to weight ratios. The Rocky's Easton Elite frameset takes full advantage of these properties providing a lively ride and lightweight race-ready performance.

EASTON



1 Color: Brush Polished



Easton Elite Butted Tubing
Mega Design
Top Tube & Down Tube
Marinoux Spyder R Fork



Shimano LX Shifters
Avid 50-1.9L Levers
Avid 50-10 Brakes
Shimano LX Derailleurs
Shimano LX Cranks
Shimano Spd Cassette



Marin Saddle w/Kevlar®
Marin Comp 350mm Seatpost
Ritchey Logic Expert Headset
VP-106 Clipless Pedals
Marin Ovation Welded Alloy Stem
Alloy Double Butted Rise Bar



Shimano STX-RC Hubs
Ritchey Rock Comp Front Rim
Ritchey OCR Rear Rim
DT 15 gauge Stainless Spokes
IRC Mychos Tires
26 X 2.1 Kevlar®

The newly added Juniper Trail fills out our high-end aluminum offerings. With an Easton Elite tubeset, the Mega shape styled tubes, drop-in dropouts and Afterburner stays, this is a bike ready for racing anywhere in the world.

EASTON



1 Color: White



Juniper Trail



Easton Elite Butted Tubing
Mega Design
Top Tube & Down Tube
Manitou SX Fork
w/Alloy Steerer



Shimano XT Shifters & Levers
Avid Arch Rival 50 Brakes
Shimano LX Front Derailleur
Shimano XT Rear Derailleur
Shimano LX Cranks
Shimano 9spd Cassette



Marin Saddle w/ Kevlar®
Marin Comp 350mm Seatpost
Ritchey Logic Expert Headset
VP-106 Clipless Pedals
Marin Ovation Welded Alloy Stem
CNC Alloy Flat Bar w/Bar Ends



Shimano LX Hubs
Mavic X 221 Rims
DT Stainless 1.8-1.6mm DB Spokes
w/Alloy Nipples
IRC Mythos Tires
26 X 2.1 Kevlar

7000 Series
Ovation
Aluminum
tubing with
Mega design
shapes.

Featuring
vertical
dropouts, rack
mounts and
two water bottle
bosses, this bike
is highlighted
by front disk
brakes for
maximum fade
free braking.

Nail Trail



OVATION



Second Color Option:
Brush Polished



Marin Ovation Custom Aluminum
Frame Double Butted Mega Design
Top & Down Tube
RST Mozo Pro Fork



Shimano Alivio Shifters
Avid SD-1 QL Levers & SD ID 10
Rear Brake, DiaTech Front Disk
Shimano Alivio Front Derailleur
Shimano STX-RC Rear Derailleur
Shimano STX-RC Cranks
Shimano Bspd Cassette



Marin Saddle w/Kevlar®
Marin Comp 350mm Seatpost
Ritchey Logic Headset
Alloy Cage Pedals w/Clips & Straps
Marin Cold Forged Threadless Stem
Alloy Double Butted Rise Bar



DiaTech Disk Front Hub
Shimano Alivio Rear Hub
Ritchey Rock Comp Front Rim
Ritchey OCR Rear Rim
15 Gauge Stainless Spokes
IRC Mythos Tires 26 X 2.0



Marin Ovation Custom Aluminum Frame Double Butted Mega Design Top & Down Tube
RST 3915M Fork w/Alloy Steerer & Pre-load Adjuster



Shimano Alivio Shifters
Forged Alloy 3 Finger Levers
Direct Pull Brake w/ Linear Spring
Shimano Alivio Derailleurs
Shimano Alivio Cranks
Shimano Bspd Cassette



Marin Saddle w/Kevlar® Alloy Micro Adjust 336mm Seatpost
Ritchey Logic Headset
Alloy Cage Pedal w/Clips & Straps
Marin Cold Forged Threadless Stem
Alloy Double Butted Rise Bar



Shimano Alivio Hubs
Ritchey Venture Sport Arms
17 Gauge Stainless Spokes
RST Nylon Tires 26 X 2.0

OVATION



Second Color Option:
Red



Hawk Hill ▶

This is a fantastic bike for the money with many of the frame features of our more expensive bikes. Our Hawk Hill is one of the lightest bikes in its class.

◀ Palisades Trail

The Palisades features Marin Ovation tube set with our Mega tube inspired, shaped top tube and down tube and replaceable vertical dropouts. This light-weight performer is built with value and performance in mind.

OVATION



1 Color: Brush Polished



Marin Ovation Custom Butted Aluminum Frame
Mega Design Top & Down Tube
RST Fork w/Alloy Steerer & Pre-load Adjuster



GripShift ESP-5.0 Shifters
Forged Alloy 3 Finger Levers
Direct Pull Brake w/Linear Spring
Shimano Alivio Front Derailleur
GripShift ESP-5.0 Rear Derailleur
Cyclone 22/32/42 Cranks
Bspd Cassette



Marin Saddle w/Kevlar® Alloy Micro Adjust 330mm Seatpost
Ritchey Logic Headset
Cycero's Pivots
Forged Threadless 28" Rear Stem
Alloy Double Butted Rise Bar



Alloy Double Butted Hubs w/ER Alloy 32 H-Rings
17 Gauge Stainless Spokes
RST Nylon Tires 26 X 2.0



Mega Design
Top Tube & Down Tube
Marin Custom Chromo Tubed Frame
RST 281 Suspension Fork



Shimano Rapid Shifters
Alloy 3 Finger Levers
Direct Pull Drives w/Linear Spring
Shimano MegaRation
Front & Rear Derailleurs
5 Speed Cassette
Shimano Crankset



Marin Comfort Saddle
w/Soft Foam & Kevlar®
Alloy Micro Adjust 300mm Seatpost
Ritzley Logic Threadless Headset
Composite Pedals
Front Alloy 24" Rise Stem
Alloy Double Butted Rise Bar



Alloy Custom Steel rims w/32H
15 Gauge UCP Spokes
24" x 1.50 Off Road Tire

OVATION



1 Color: Dark Blue



Bayview Trail

With the same specification as the Muirwoods, this frame is designed around 24" wheels and a small frame to accommodate shorter riders. The RST suspension fork takes up the bumps making this bike a great little performer.

Hidden Canyon

The ultimate 20" wheel kids bike with a suspension fork. Shimano's MJ system makes this bike a super easy entry into mountain biking. This is the perfect bike for the cycling enthusiast's child. Bicycling Magazine's Editor's Choice Award Winner 1997. Available in gloss yellow only.



Marin Custom HiTensile Steel
Frame w/Forged Vertical Dropouts
RST 161 Suspension Fork



Shimano MJ Components
Shimano MJ Shifters & Levers
Direct Pull Brake w/Linear Spring
Shimano MJ Derailleurs
Shimano MJ Cranks
Shimano 6spd Cassette



Marin Comfort Saddle w/QR
Black Seatpost w/QR
Composite Pedals
Marin Rise Stem
Alloy Flat Bar



Alloy 32H Rims
15 Gauge UCP Spokes
20" x 1.95 Off Road Tires

© 1999 Marin Mountain Bikes, Inc. Specifications subject to change without notice. Please take the time to read the Owner's Manual that comes with your bike. All bikes come fully equipped with CPSC approved reflectors, however, for night time riding, it is the rider's responsibility to use an adequate lighting system. Many models come with long arm or V-brakes. These brakes are extremely powerful and we recommend that you practice on a flat surface until you are comfortable with the performance of these brakes. Lightweight alloy handlebars should be replaced periodically. This catalog printed on 100% recycled paper. Please wear a helmet while riding, respect and share the trails.

Marin, Pine Mountain, Eldridge Grade, Bear Valley, Muirwoods, Bobcat Trail, Indian Fern Trail, Rocky Ridge, Nail Trail, Quake, FRB, Point Reyes, San Rafael, Stanton, San Anselmo, Larkspur, Sausalito, Pitt Zone, Wildcat Trail, Shoreline Trail, Bayview Trail, Rock Springs, Kestrel, Mount Vision, B-17, Alpine Trail, East Peak, Indian Canyon, Trail Addict, Redwood & Redwood are registered trademarks of Marin Mountain Bikes, Inc.

COMPLETE BICYCLE SIZE, FRAME & FIT SPECIFICATIONS

Bike Name	Size (inches)	Head Angle (degrees)	Seat Angle (degrees)	Top Tube (inches)	Chainstay (inches)	BB Height (inches)	Wheelbase (inches)	Head tube (mm)	Stand over (inches)	Seat post (mm)	Stem Length (mm)	
Bayview Trail	24 Wheel	71	73	18 7/8	15 3/4	11	37	90	24.8	27.0	80	
Hidden Canyon	11.5	70	73	16 1/2	15	9	34 1/4	90	23.0	26.4	80	
	Girl's 11.5	70	73	16 1/2	15	9	34 1/4	90	19.9	26.4	80	
Bollinas Ridge	11.5	70	73	20.5	16 3/4	11 3/8	40 1/2	80	27.2	27.0	80	
	13.5	70	73	20.5	16 3/4	11 5/8	40 5/8	90	28.5	27.0	80	
	15.5	70	73	21	16 3/4	11 5/8	41	102	29.6	27.0	105	
	17.5	70	73	21.75	16 3/4	11 5/8	41 5/8	120	30.9	27.0	120	
	19	70	73	22.5	16 3/4	11 5/8	42 3/8	150	32.2	27.0	120	
	20.5	70	73	23	16 3/4	11 5/8	42 7/8	180	33.4	27.0	135	
Women's 17.5	70	73	21.75	16 3/4	11 5/8	41 5/8	120	26.7	26.6	120		
Muirwoods	11.5	71	74	20.5	16 3/4	11 3/8	39 3/4	80	27.4	27.0	80	
	13.5	71	74	20.5	16 3/4	11 5/8	40	90	28.7	27.0	80	
	15.5	71	74	21	16 3/4	11 5/8	40 5/8	102	29.8	27.0	105	
	17.5	71	74	21.75	16 3/4	11 5/8	41 3/8	120	31.1	27.0	120	
	19	71	74	22.5	16 3/4	11 5/8	42 1/8	150	32.4	27.0	120	
	20.5	71	74	23	16 3/4	11 5/8	42 5/8	180	33.6	27.0	135	
Women's 17.5	71	74	21.75	16 3/4	11 5/8	41 3/8	120	26.7	26.6	120		
Bear Valley	11.5	71	74	20.5	16 3/4	11 3/8	39 3/4	80	27.4	27.0	80	
	Eldridge Grade	13.5	71	74	20.5	16 3/4	11 5/8	40	90	28.7	27.0	80
	Pine Mountain	15.5	71	74	22	16 3/4	11 5/8	41 3/4	102	29.9	27.0	105
	Team Marin	17.5	71	74	22.5	16 3/4	11 5/8	42 1/8	120	31.1	27.0	120
	19	71	74	23	16 3/4	11 5/8	42 5/8	150	32.4	27.0	120	
	20.5	71	74	23.5	16 3/4	11 5/8	43 1/8	180	33.7	27.0	135	
Hawk Hill	11.5	70	73	20.5	16 3/4	11 1/2	40 1/4	80	27.3	27.0	80	
	13.5	70	73	20.5	16 3/4	11 5/8	40 1/2	90	28.5	27.0	80	
	15.5	70	73	21	16 3/4	11 5/8	41	102	29.7	27.0	105	
	17.5	70	73	21.75	16 3/4	11 5/8	41 5/8	120	30.9	27.0	120	
	19	70	73	22.5	16 3/4	11 5/8	42 1/2	150	32.2	27.0	120	
	20.5	70	73	23	16 3/4	11 5/8	43	180	33.5	27.0	135	
Women's 17.5	70	73	21.75	16 3/4	11 5/8	41 5/8	120	26.5	27.0	120		
Palisades Trail	Nail Trail	11.5	71	74	20.5	16 3/4	11 1/2	39 7/8	80	27.3	27.0	80
	Rocky Ridge	13.5	71	74	20.5	16 3/4	11 5/8	40	90	28.5	27.0	80
	Juniper Trail	15.5	71	74	22	16 3/4	11 5/8	41 5/8	102	29.8	27.0	105
	Indian Fire Trail	17.5	71	74	22.5	16 3/4	11 5/8	42	120	31.0	27.0	120
	19	71	74	23	16 3/4	11 5/8	42 1/2	150	32.3	27.0	120	
	20.5	71	74	23.5	16 3/4	11 5/8	43	180	33.6	27.0	135	

Marin Mountain Bikes • 84 Galli Drive • Novato, CA 94949

Ph 415-382-6000 • 800-222-7557 • Fax 415-382-6100 • Web www.marinbikes.com

Marin produces a catalog for all of our product lines: Full Suspension, Hardtail, City and Racing Bikes. For the latest and most detailed information on Marin, please visit our web site at www.marinbikes.com. For a complete copy of our warranty or the distributor or dealer nearest you, please refer to our web site or call 800-222-7557 to have one sent to you. This warranty applies only for those bicycles purchased in the USA, Canada, Germany and France. If purchasing a Marin Bicycle outside of these countries, please ask your dealer for the specific warranty in your country.



Argentina GENOA BICYCLES 5451815829	Benelux ATB SALES 441424753566	Colombia B.T.T. 5725521579	Cyprus GOODTONES 3572351617	Ecuador PARAMO 5932469559	Israel ROSEN & MEENTS 97249829333	Korea BUMIL TRADING COMPANY 8225516992	Poland BIKERSHOP 4812233262	Russia ALPINDUSTRIA 70951659481	South Africa B. SLO TAR 3341106789	Sweden MARIN EUROPE 499119612340	United Arab Emirates PASCALLS 9714664926
Australia REX IMPORT 61352482712	Canada Marin USA 4153826000	Costa Rica XCESSO 5062903382	Czech Rep KOMERSIA PRAHA 420240225234	Finland & Estonia VELOSPORT 35897571377	Italy FREEWHEELING 390544461525	Mexico OUTDOOR LIFE 5283781577	Portugal AVALANCHE 35114835509	Singapore TREKNOLOGY BIKES 3 654662673	S. New Zealand PENNY FARTHING 6433791520	Switzerland DELTA SPORTS 4118506465	United Kingdom ATB SALES 441424753566
Austria EHS 433136539490	Canary Island A. SUANZES 34928226812	Croatia SPECTRAL 3851276401	Denmark CYKEL KLUBBEN ROLSTED A/S 4598167577	Germany & France MARIN EUROPE 499119612340	Japan FUN FANCY CO.LTD 8169071141	N. New Zealand BIKE BARN 6496315336	Romania PANEX TRADE 114099744166	Slovenia CS TRADE 38664224090	Spain DIRT RACING 34916637125	Thailand HAH HONG TRADING 6622250485	Venezuela LATIN BIKE 5822860265