




99

**FAT**  
CITY CYCLES



(You want history or herstory?)

THE STORY OF

# FAT CITY

Fat City's commitments to functional detail and performance-proven frame designs have inspired innumerable cyclists to achieve new personal bests. And Chris Chance's pursuit of impeccable quality continues to challenge the framebuilding standards among all East Coast framebuilders (and maybe even influenced a few of those California guys, too).

Performance parameters drive our design process while technology influences material selection. For these reasons, we offer both road and mountain frames in size-specific externally butted titanium and proprietary triple butted heat treated 4130 chrome-moly.

We're proud that there's a little bit of Fat City in so many East Coast mountain frames. Now that we're back on our own, we'd like to re-introduce the mission so many have followed. Think about it.

Wouldn't you rather own the original?

We've featured hand built gal-specific frame geometries since 1989. For 1999, we're offering two mountain bikes for women - our Yo Betty! in either titanium or chrome-moly. Each frame size features size-specific tubing, custom drawn & butted only for us and available only in a Fat. And we build our Chris Chance road bikes in sizes as small as 47cm, for those more inclined toward pavement.

For men, we're proud to offer three hardtails: our fourth generation Yo Eddy!, a new Bro Eddy! and our Titanium Fat Chance frames, all hand built with traditional seatstays, seat tube sealing systems, custom dropouts, 1 1/8" head tubes and geometry adjusted for 2.5" of suspension travel compatibility.

With its world-renowned reputation, our Yo Eddy! has become our most popular hardtail. Designed and built to maximize performance and durability while minimizing weight and hype, it's an aggressive climber, stable descender and one of the most responsive single-track bikes available.

# YO EDDY!®




This proprietary tubusset was designed by Chris Chance and is custom drawn and butted to his specs by True Temper. It's triple butted and OX3 heat treated. Chainstays and seatstays are constant diameter with conical domes, dropouts are custom CNC 4130 beauties and this frame features both blind hole water bottle bosses and a seat tube sealing system to greatly minimize water intrusion into the seat tube. Top tube, down tube, bridges and all stays are sealed and impervious to water – the head tubes are custom bottled, not straight gauge – and each frame comes with a ToothPik anti-chainstick device that's light, strong and won't clog up with mud.

**Additional Frame Specs:** 71/72 Head/Seat Tube Angles, 11" (28") QD Height, 1.141" Top Tube Only Front Derailleur, 26.4mm Seatpost, Linear Pull Specific Cable Routing, 135mm spacing in the rear.

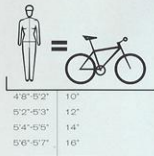
**Stock colors include:** Sapphire Blue, Chamelion Metablic, Chamelion Green or Chamelion Bronze, Firemaple Metablic, Hot Lava, Q'way Love (sachred), Amet Me Red or Black.

Available in seven stock sizes and a choice of nine stock colors or in any custom color or pattern for more money. Custom frame sizes are also available. Ask your dealer or give us a ring for details.



SIZE	STAND-OVER HEIGHT	TOP TUBE LENGTH (c to c)	SEAT TUBE LENGTH (c to c)	HEAD TUBE LENGTH (1 1/8" diam)	WHEEL BASE	FRAME WEIGHT
Small	28.9"	22.0"	14.5"	90mm	40.6"	3 lbs 11 oz
S/M	29.4"	22.6"	15.5"	90mm	41.1"	4 lbs 1 oz
Medium	30.9"	23.0"	17.0"	109mm	41.5"	4 lbs 2 oz
M/L	31.1"	23.4"	18.0"	123mm	41.9"	4 lbs 7 oz
Large	31.7"	23.8"	19.0"	133mm	42.3"	4 lbs 10 oz
XL	32.9"	24.2"	20.0"	140mm	42.7"	n/a
XXL	34.1"	24.8"	21.5"	195mm	43.4"	n/a

# YO BETTY!™



Betty's been around. And it's a good thing we have her because she's been giving gals 5'2" and smaller the opportunity to ride impeccably built and well-designed hand-built mountain frames for several years now. Betty's predecessors include our 15" Fat Chance, 14" Wicked, 10" Buck and 10" Ti Fat.

This year, we'd like to introduce her sisters -- our new 12", 14" and 16" sizes -- each available either in 4130 triple-butted, size-specific chrome-moly or triple-butted, externally machined, size-specific stainless. What a mouthful! All frames are built for 26" wheels and are engineered for lighter riders. They feature 16 3/4" chainstays and the precise performance and durability for which all Fat Chances are known.

suffice it to say that gals 4'8" to 5'7" will be happily accommodated by this newest in our line-up of mountain bikes for women and we look forward to building your dream bike for you!


**Additional Frame Specs:**<sup>1/2</sup>  
 Head-Seat Tube Angle: 71°/70° BB  
 Height: 1 1/4" Top Pull Only Front  
 Derailleur: 24-4mm Seatpost, Linear Pull  
 Specific, Cable Routing, 135mm spacing in the rear.

**Stock colors include:** Daffia Blue, Raspberry (on request), Black and Anest Me Red!

Customs, colors and options available for an additional charge.

SIZE	STAND-OVER HEIGHT	TOP TUBE LENGTH (c to c)	SEAT TUBE LENGTH (c to c)	HEAD TUBE LENGTH (1 1/8 diam)	WHEEL BASE	FRAME WEIGHT
10"	26.3"	20.9"	10.0"	60mm	39.20"	3 lbs. 11 oz.
12"	27.6"	20.9"	12.0"	80mm	39.26"	n/a
14"	28.9"	21.5"	14.0"	100mm	39.76"	n/a
16"	30.0"	21.9"	16.0"	109mm	40.26"	n/a





# Ti FAT

Ah, yes. When the time comes that you can either afford the best or are determined to ride the best, our Ti Fat is the mountain bike for you. This beauty has been engineered to offer stiffness & performance similar to our Yo Eddy! but with the compliance you'd expect from titanium.

It is significantly stiffer than other titanium mountain frame designs and features our unique size-specific externally machined triple butted tubesets. The dropouts are unique and ours alone - Chris modeled them after our 10th Anniversary Fat; head tubes are double butted and tube diameters are an 1/8" bigger than on our Yo!

Our exclusive machining process turns straight gauge 3/2.5 titanium tubing into double and triple butted tubes with tolerances of .002-.003". Wall thicknesses and butt lengths vary according to the frame size, resulting in stiffness exactly where it's needed and a carefully modulated ride quality.

First introduced in 1992, the dropouts are ours alone and feature superb strength, light weight and beautiful aesthetics. While we offer a gorgeous polished finish for those seeking the ultimate in beauty, our glass bead-blasted finish hardens the tubes, resulting in a more durable and scratch-resistant finish, something mountain bikers can appreciate!

**Additional Frame Spec:**  
71/72 Head/Seat Tube  
Angles: 11.3/8" BB  
Height: 1.3/8" Top Pull  
Only Front Derailleur:  
24.4mm Spacing  
Linear Pull Specific  
Cable Routing:  
14.7/8" clearance,  
135mm spacing  
in the rear.

**Custom Sizing and  
Paint Finishes:** available  
for an additional charge.

Everyone covets the best and it's no different at Fat City. Even our Team Fat Chance riders seem to end up on Ti Fats by year three or four.

We believe in supporting our sport and have had a Pro Team since 1986. All kinds of people have ridden Fats to victory -- John Tomac had us build three custom Fats for him in the late '80's; the decals said "Mongoose" but anyone who knew our frames could tell the difference! Don Myrah rode for us, back when Campy offered mountain bike parts. Lisa Lamoreaux rode her Ti Fat to World Championship victory as a Vet the same year that Dave Lamb rode his Ti Fat at the Worlds as the Coach's Pick for the US Team. Ryah Radomski represented Fat City at the Worlds in 1997 as the #1 Espoire rider on his Yo! and Cole Caswell made the U.S. Team as Coach's Pick of the Juniors in 1998.

We've sponsored Observed Trials riders and the woman who won the Trials Nationals in Durango in 1991. Later, she became a Pro Downhiller and continues to race on the NORBA circuit today.

Our Team goals are to train hard, win fairly and share our expertise with up and coming riders. Today's race calendar now includes Eco-Challenges (we won in '97 and placed second in '98) and other endurance events, including the 24 Hours of Canaan which our Pro Team won in 1996. We have weekly training rides and our Team Captain creates personal training regimens for each of the new guys and gals, monitoring their first year's performance over the course of the season. It's a thrill to watch these riders gain new skills and improve their performance.

Thanks to our Team sponsors for helping us make it happen!

## TEAM FAT CHANCE



SIZE	STAND-OVER HEIGHT	TOP TUBE LENGTH (c to c)	SEAT TUBE LENGTH (c to c)	HEAD TUBE LENGTH (1 1/8 dia)	WHEEL BASE	FRAME WEIGHT
XS	26.3"	20.9"	10.0"	60mm	39.3"	3 lbs 3 oz
Small	29.1"	22.0"	14.5"	100mm	40.6"	3 lbs 5 oz
S/M	29.6"	22.6"	15.5"	100mm	41.1"	3 lbs 7 oz
Medium	30.4"	23.0"	17.0"	109mm	41.5"	3 lbs 9 oz
M/L	31.1"	23.4"	18.0"	123mm	41.9"	3 lbs 11 oz
Large	31.7"	23.8"	19.0"	133mm	42.3"	3 lbs 13 oz



# BRO EDDY

The chief difference between our Bro Eddy! and our Yo Eddy! is the tubaset. This tubaset is triple butted 4130 chrome-moly, custom designed by Chris Chance and exclusively drawn for us by True Temper. The Bro! features smaller diameter tubes, a more compliant ride quality and 16 3/4" chainstays. The ride quality is similar to our Wicked Lite but the rear end is a little quicker.

The net result is a high performance ride quality with the same "Point Where You Want to Go" handling, as in our Yo Eddy! Same custom dropouts, seat tube sealing system, ToothPik anti-chainsuck device, blind hole water bosses, sealed down & top tubes, chain & seatstays and a wide range of sizes.

If you're trading up from a Wicked or looking for a great trail for multi-purpose use — this is the mountain bike for you.

**Additional Frame Specs:** 71/72 Head/Steer Tube Angles; 11.75" CB Height; 1.114" Top Pull Only Front Derailleur; 32.4mm Seatpost; Linear Pull Cassette; Cable Routing; 16 3/4" chainstays; 135mm spacing in the rear.

**Stock colors include:** Sapphire Blue (pictured), Olive Black and Anvil Me Red.

Custom Sealing and Paint Finishes available for an additional charge.

We think we share certain opinions with our customers about how products should be made, how they should perform and how they should deliver at least as much fun in Year Three or Four as they did on Day One.

Which is the long-winded way of saying that after years of listening to the world rave about suspension forks, enough of you have made it clear that you want to ride a rigid fork instead. And you want to ride a fork built by Fox City.

Enter our Big One Inch fork — recently re-engineered for an 1 1/8" threadless steerer and 2.5" of suspension travel compatibility. This fork has proven to be as strong as our Yo Eddy! fork in destructive and fatigue testing and weighs just a little over a pound and a half. It is truly the ultimate in rigid forks and its design is protected by one of our patents.

The non-tapering, butted OX Gold heat-treated blades have an excellent strength-to-weight ratio and offer precise control and more power in braking by eliminating any twisting of the blades. All parts are laser cut for accuracy and precision fit-up in our rigs. And the forks are TIG welded for the lightest and strongest joints. Taper drop gussets add strength exactly where needed and the dropouts are beautifully machined out of 4130 plate, not mystery metal.

All in all, we've worked overtime to bring you the best that technology and our product development experience have to offer — light weight, precision handling and beautiful aesthetics. Available in colors to match any of our frames.

## The BIG ONE INCH FORK




SIZE	STAND-OVER	TOP TUBE	SEAT TUBE	HEAD TUBE	WHEEL	FRAME
	HEIGHT	LENGTH	LENGTH	LENGTH		
		(in in)	(in in)	(in 100 Road)		
XS	26.3"	20.9"	10.0"	60mm	39.2"	3 lbs 11oz
Small	26.9"	22.0"	14.5"	90mm	40.6"	4 lbs 6oz
S/M	29.3"	22.6"	15.5"	90mm	41.0"	n/a
Medium	30.3"	23.0"	17.0"	109mm	41.4"	4 lbs 9oz
M/L	31.0"	23.4"	18.0"	123mm	41.8"	n/a
Large	31.7"	23.8"	19.0"	133mm	42.2"	4 lbs 13oz

# CHRIS CROSS



Cyclocross has seen tremendous growth in the last few years. And when you look at how thoroughly grueling a "cross race" can be, it's obvious that many of us must be truly nuts to participate! This sport has its roots in Northern Europe where the toughest of cyclists compete in grueling conditions over short, strenuous courses featuring impromptu dismounts and annihilating hills. The same is true here in the States but plenty of Americans also use their cross bikes as pothole-hopping urban assault vehicles and for long-distance touring. Multiple wheelsets will give you maximum flexibility and equip you for everything from road raids to rock garden adventures. If you're looking for a superbly balanced, lightweight & predictable rig, our Chris Cross could well be the bike of your dreams.

Designed to offer the predictable handling for which all Fat Chances are known, expedition brake-ons offer added versatility. Frames can be ordered either with or without our threaded Yo Eddy! Cross Forks and are designed for 700c wheels, top pull only front derailleurs, cantilevers front & rear and either 130mm or 135mm spacing.



# CHRIS CHANCE

If you're looking for one road bike for racing and training, the Chris Chance would make an excellent rig. Besides climbing almost effortlessly, this bike descends and corners with confidence-inspiring accuracy. The chassis is very sensitive to rider input and you'll find the steering highly responsive. Designed to be a little more compliant than super-stiff, you're assured of comfort in the saddle over long distances.

We build the Chance frame with a triple topped, OX3 heat treated 4130 chrome-moly tubestee from True Temper Sports. Thanks to the experienced and careful tube selection, energy transmission is maximized and rider control over the bike is superb. Dropouts are custom and unique to our frames, as is the Yo Eddy! Road Fork, one of our patented designs. This fork was developed to offer precise steering by limiting the flex in the crown and blades. The struts reduce weight and tapered, naked blades provide a supple, compliant feel. Gussets add just enough metal to make the fork laterally and torsionally stiff. Weighing only 1 1/4 pounds, it features superb craftsmanship, the predictable feel of steel and an elegant aesthetic.

SIZE	STAND-OVER HEIGHT	TOP TUBE LENGTH (c to c)	HEAD ANGLE	SEAT ANGLE	HEAD TUBE LENGTH (1" diam)	WHEEL BASE	FRAME WEIGHT
48cm	29.25"	51.0cm	71.25	75	76mm	38.4"	n/a
49cm	29.65"	51.7cm	71.5	75	85mm	38.6"	n/a
50cm	30.0"	52.5cm	72.0	75	93mm	38.7"	n/a
51cm	30.4"	53.3cm	72.5	74.75	101mm	38.8"	3 lbs 10 oz
52cm	30.7"	54.0cm	72.5	74	109mm	38.8"	3 lbs 12 oz
53cm	31.1"	54.8cm	72.5	74	119mm	38.9"	3 lbs 13 oz
54cm	31.4"	55.5cm	73.5	74	124mm	39.0"	3 lbs 14 oz
55cm	31.8"	56.6cm	73.5	73.5	132mm	39.2"	3 lbs 15 oz
56cm	32.1"	57.1cm	73.5	73	141mm	39.2"	4 lbs 0 oz
57cm	32.5"	57.8cm	73.5	73	151mm	39.4"	4 lbs 1 oz
58cm	32.9"	58.5cm	73.5	73	161mm	39.7"	4 lbs 2 oz
59cm	33.2"	59.0cm	73.5	73	171mm	39.9"	4 lbs 3 oz
60cm	33.6"	59.5cm	73.5	73	181mm	40.1"	4 lbs 4 oz

**Additional Frame Specs for both:** 26.8mm Seatpost, 1 1/8" Front Derailleur (bottom pull only on the Chris Chance), 1" Headset, 41.5cm Chainstays. **Stock colors for both include:** Sapphire Blue, Chameleon Metallic (pictured), Chameleon Green or Chameleon Bronze; **Frame Metallic (pictured):** Hot Lava, Cherry Low, Anest Me Real! or Black.

Custom Spring and Paint Finishes available for an additional charge.





# Ti CHANCE

TITANIUM

There are two things that set this frame apart from every other titanium road frame out there: its elegance and the engineering that's gone into each size-specific tubeset.

Thanks to the uniquely butted tubes, our Ti Chance feels stiff & predictable while sprinting but luxuriously comfortable over long distances. The chainstays (chainstays, seat and down tubes) is designed for efficient energy transmission during climbing & acceleration while the top tube and seat stays add compliance and resilience to the ride quality.

An absolute pleasure to ride, this frame is available in five stock sizes and either with or without our Yo Eddy Road Fork.

Fat City has some very clear competitive advantages over other custom framebuilders, only one of which is experience. First, we've taught over two hundred people the framebuilding trade -- and are proud to have provided the training ground for companies like Merlin and SRP to have a spin off on their own.

So, when it comes to building frames for customers with special wants, you can offer what others can't -- a unique combination of proprietary materials and the wisdom acquired here over twenty years of designing everything from custom full suspension bicycles to exquisitely lugged road frames.

Fat City's Custom Shop offers uniquely custom sizes of any of the models we currently build. Whether you're in between sizes or taller than 6'5", we can guide you through defining just exactly what you want and Chris will design the frame to meet your needs and exceed your expectations.

We've built bicycle frames using chrome-moly from a variety of suppliers over 10 years but have chosen to use a refined 4130 chrome-moly from Tye Tempco Sports exclusively because of its cleaner metalurgy and that results in the best welds. Seamed tubing also has the most consistent wall thickness around the circumference and down the length of the tubes because it's made from sheet 4130.

With seamless tubing, you draw the tubing under extremely high pressures many, many times. You start out with solid round billet and pierce a hole through its length. From there, you must maintain the concentricity of the hole and minimize the intrusion of impurities during each cold-working stage and that's quite a challenge. Our experience has shown that the end result is simply less clean than with seamed tubing.

Please ask your dealer or call us directly about our Custom Framebuilding Service. It's available on any of our contemporary models for an additional charge.

CUSTOM SHOP



SIZE	STAND-OVER HEIGHT	TOP TUBE LENGTH (c to c)	HEAD TUBE ANGLE	SEAT TUBE ANGLE	HEAD TUBE LENGTH (1" diam)	FRAME WEIGHT
54cm	31.7"	55.5cm	73.5	74	130mm	n/a
55cm	31.9"	56.6cm	73.5	73.5	136mm	n/a
56cm	32.2"	57.1cm	73.5	73	144mm	n/a
57cm	32.6"	57.8cm	73.5	73	154mm	4 lbs 1 oz
58cm	33.0"	58.5cm	73.5	73	164mm	n/a

Additional Frame Specs: 1 1/4" Bottom Pull Only Front Derailleur, 27.2mm Seatpost, 1" Headset, 41.5cm Chainstays.

Custom Sizing and Paint Finishes: Available for an additional charge.

Stock finish is Polished with Black Decals with Bright Red Fill.






Fat City offers gear to enhance your lifestyle with a dose of us and a splash of color.

It's all available through your local bike shop or from us directly. Visit our Web site for pricing information and email us with any questions you may have!

# SUNDRIES





## Some thoughts on sizing . . .

You've probably noticed that we've used numerical size designations for our Road & cross frames but "clothing style" sizing on our mountain frames. That's because some of our frames have horizontal top tubes and others slope.

When we designed and built our first FATs in 1982, those early frames were classic diamond frames with horizontal top tubes. Seat tube lengths were measured from the center of the bottom bracket shell to where that horizontal top tube intersected the seat tube. Most frames were sized this way and things were simple.

But as frame designs changed and sloping top tubes were introduced, methods for measuring frame size changed. So, while one frame-builder measured from center to top, another would measure from center to center and others were measuring to the top of the seat tube. Bottom bracket heights varied, the degree of slope & length of top tubes varied and our customers were forced to compare apples to oranges with no direction, which is why we opted for the "Small, Medium or Large" size designations.

Here are a few guidelines for sizing yourself on a Fat City mountain bike:

Top tube length is of utmost importance. You'll find our top tubes are a little longer than many but with imitation being the most dangerous form of flattery, it's becoming more common.

If you're in between sizes and have longer limbs or a longer torso, you'll probably be more comfortable on the next larger size.

Our Medium frame size generally fits men approximately 5'9" (172" to 6' tall. Our S/M generally fits men 5'7" to 5'9" and our M/L generally fits men 6'0" to 6'2".

And, finally, fat city bikes are available through your local Fat City dealer for you to confirm which size will fit you best, should you still have a question.

Thanks for your interest in Fat City!



5'0"-5'7"	S
5'7"-5'9"	S/M
5'9"-6'0"	Medium
6'0"-6'2"	M/L
6'2"-6'3"	L
6'3"-6'4"	XL
6'5"-6'6"	XXL

Meeting the folks who buy our bikes always gives us a thrill. Wonderful letters come to us from men from all around the world. And, since we introduced our Yo Betty), we've made a lot of very happy new women friends, too, women who inherited their first mountain bike from their boyfriends, brothers or husbands and now have a bike that fits them very well.

# FAT COGS

It's been such fun meeting these folks that we started an Owners' Group in 1992, so that they could meet each other. COGS have taken advantage of the network to plan vacations and meet new friends. There are more than 300 of us around the world, in places like Singapore, Switzerland and Stowe! We meet for rides, parties and bar-b-q's; at Mount Snow and other NORBA National events -- we even coordinate group trips.

Last year, we moved Fat City to a new home in Stowe, Vermont and have christened our farm The Fat Chance Ranch. We're planning a number of cycling and social events for this summer and hope to offer even more in 1999. If you're interested in being in the know (and on the guest list!), you've got to be a COG.

If you'd like to join our group, fill out this form and send it to us with a check for \$25. International COGS need to send \$40 USD. We'll send you a special COGS only T-shirt and add you to our mailing list. You'll get our newsletters and cool deals on special merchandise. And, of course, you'll be among the first to know the next time something wild happens at Fat City!

But only after we hear from you . . .

Name: \_\_\_\_\_

Address: \_\_\_\_\_

Email address: \_\_\_\_\_

Telephone: ( ) \_\_\_\_\_

T-Shirt Size: ( L XL )

Occupation: \_\_\_\_\_


Age: \_\_\_\_\_

When did you buy your FAT? \_\_\_\_\_

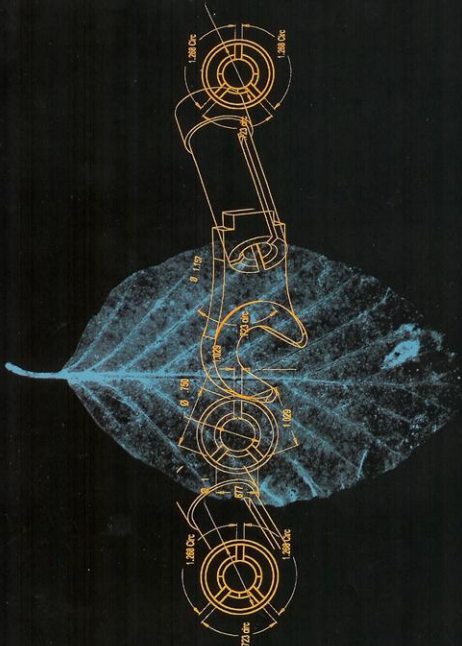
Is it your first? \_\_\_\_\_

Which one(s) do you have? \_\_\_\_\_

Can you contribute a story about life with your FAT? \_\_\_\_\_



Special thanks to our friends at the Harvest Market in Stowe, VT for their coffee and cider.  
John Laronge & Jonathan Medway for their amazing Adam Towels for teaching us how to speak and the UVM Cycling Team.



FAT CITY CYCLES

P.O. BOX 876

STOWE, VT 05672 USA

T: 802.888.8800

F: 802.888.8880

[www.fatcitycycles.com](http://www.fatcitycycles.com)

---

## WELCOME TO FAT CITY!

THANKS FOR THINKING TO CONTACT US DIRECTLY. WHILE WE'VE GOT YOUR ATTENTION, WE'D LIKE TO TELL YOU A LITTLE ABOUT WHAT'S BEEN HAPPENING HERE AT THE FAT CHANCE RANCH DURING THE LAST COUPLE OF YEARS.

WE'VE BEEN HERE IN VERMONT SINCE APRIL 1997 AND BOUGHT FAT CITY A PERMANENT HOME LAST YEAR WHICH WE'VE CHRISTENED "THE FAT CHANCE RANCH". FORK MANUFACTURING, OUR R&D/REPAIR SHOP AND OUR OFFICES HAVE ALL BEEN SET UP, COMPLETE WITH WOOD STOVES AND COUCHES. LIFE IS GOOD.

THERE'S AN ARTICLE IN THE OCTOBER 1998 BIKE MAGAZINE THAT CREDITS CHRIS CHANCE AND FAT CITY AS HAVING STARTED IT ALL ON THE EAST COAST. THEY DEFINED FAT CITY AS HAVING BEEN RESPONSIBLE FOR SPAWNING ALL OF THE EAST COAST MOUNTAIN BIKE FRAMEBUILDERS AND CHALLENGING THE QUALITY STANDARDS FOR FINE CRAFTSMANSHIP AND THE FRAMEBUILDING ART.

ULTIMATELY, THOUGH, IT'S BECAUSE OF PEOPLE LIKE YOU THAT WE DO WHAT WE DO.

IF OWNING AN ORIGINAL HOLDS ANY APPEAL TO YOU, FAT CITY WOULD BE PROUD TO WELCOME YOU TO THE FOLD. AND IF THE FOLLOWING DEALER(S) CAN'T HELP YOU, FEEL FREE TO CONTACT US DIRECTLY AT (802)888-8800. WE'D BE PLEASED TO HELP YOU AND ANSWER ANY QUESTIONS YOU MAY HAVE.

THANKS FOR YOUR INTEREST IN FAT CITY!

We now sell directly  
to our friends and fans living outside the States  
and hope you'll contact us directly!

FAT CITY CYCLES P.O. Box 876 STOWE, VT 05672



FAT CITY PROUDLY BUILDS THE MOST CAREFULLY CRAFTED AND HIGH PERFORMANCE BICYCLE FRAMES AND FORKS AVAILABLE, EACH WITH A CUSTOM DESIGNED TUBESET. EVERY CUSTOMER GETS THE BENEFIT OF CHRIS CHANCE'S TWENTY YEARS OF FRAME DESIGNING AND BUILDING EXPERIENCE, WHETHER THEY OPT FOR A ROAD OR AN OFF-ROAD CHANCE. NEW THIS YEAR ARE OUR RE-ENGINEERED BIG ONE INCH MOUNTAIN FORKS, TI ROAD & CROSS FRAMES AND AN XXL YO EDDY! SPEC SHEETS ARE AVAILABLE FOR EACH OF THE FOLLOWING MODELS:

<u>FRAME MODELS</u>	SUGGESTED RETAIL
<u>YO BETTY!</u> (AVAILABLE IN 10", 12", 14" AND 16" C TO C) FRAME ONLY	\$995
<u>BRO EDDY!</u> (AVAILABLE IN XS, S, S/M, M, M/L & L) FRAME ONLY	\$995
<u>YO EDDY!</u> (AVAILABLE IN S, S/M, M, M/L, L, XL & XXL) FRAME ONLY	\$1,150
<u>TITANIUM FAT CHANCE</u> (AVAILABLE IN XS, S, S/M, M, M/L & L) FRAME ONLY	\$2,295
<u>CHRIS CROSS CYCLOCROSS FRAME &amp; YO EDDY! CROSS FORK</u> (51CM, 53CM, 55CM, 57CM & 59CM, MEASURED C TO C) FRAME ONLY	\$1,125
FRAME WITH YO EDDY! CROSS FORK	\$1,350
<u>CHRIS CHANCE ROAD FRAME &amp; YO EDDY! ROAD FORK</u> (48CM TO 60CM IN SINGLE CM INCREMENTS, MEASURED C TO C) FRAME ONLY	\$1,125
FRAME WITH YO EDDY! ROAD FORK	\$1,350
<u>TITANIUM CHRIS CHANCE ROAD FRAME &amp; YO EDDY! ROAD FORK</u> (54CM, 55CM, 56CM, 57CM & 58CM, MEASURED C TO C) FRAME ONLY	\$2,495
<u>THREADLESS 1 1/8" BIG ONE INCH RIGID MOUNTAIN FORK</u> (BLACK)	\$225

\* STOCK COLORS VARY BY MODEL

\* MOST CUSTOM COLORS ARE AVAILABLE FOR \$75 PER COLOR

\* WE OFFER COMPLETE BICYCLES WITH A CHOICE OF COMPONENT KITS

NOTE: CHRIS CHANCE CAN CUSTOM DESIGN ANY OF OUR FRAMES  
FOR A \$200 CUSTOM UPCHARGE;  
A 50% NON-REFUNDABLE DEPOSIT IS REQUIRED.

FAT CITY CYCLES P.O. BOX 876 STOWE, VT 05672

**SMALL PARTS & GEAR RETAIL PRICE LIST****SEPT 1999****REPLACEMENT PARTS**

SHOCK-A-BILLY BUSHING & SEAL REPLACEMENT KIT	\$99.95
TOOTHPIK SET (L-PLATES, WASHERS AND NUTS FOR ONE FRAME)	\$20.00
SEAT CLAMP WITH GASKET	\$25.00
SEAT CLAMP WITHOUT GASKET (Ti ONLY)	\$20.00
BB SPINDLES: 118M, 121MM OR 127MM	\$36.00
BB BEARINGS (EACH)	\$16.00
BB COLLARS (EACH)	\$16.00
ANY FRAME DECAL SET (COMPLETE SETS ONLY)	\$25.00
BRAKE BOSSES WITH PLATES (2 OF EACH)	\$20.00

**ASSORTED SUNDRIES**

Yo EDDY! MOUSE PADS	\$6.00
Yo EDDY! OR FAT CITY CYCLES CAR DECALS (CHOICE OF COLORS)	\$2.00
BLACK SHOP WINDOW DECAL (11" x 24")	\$5.00
SMALL H2O BOTTLES (EACH)	\$3.00
Yo EDDY! BAND-AIDS (BOX OF 25)	\$5.00
Yo EDDY! & Yo BETTY! BASEBALL CAPS (NEW!!)	
- CHARCOAL 100% COTTON	\$15.00
- CHARCOAL W/ SUEDE BILL	\$17.00
EMBROIDERED POLARFLEECE ZIPPERED VESTS	\$40.00
EMBROIDERED POLARFLEECE LS PULLOVERS	\$50.00
100% COTTON STONEWASHED DENIM LS SHIRTS (M, L AND XL)	\$35.00
100% COTTON T-SHIRTS (ASSORTED COLORS)	
Yo BETTY! SS T's (NEW!!)	\$16.00
Yo EDDY! TEAM T (WINEBERRY OR GREY)	\$16.00
SARATOGA BATTLE FLAG T	\$16.00
BLAH, BLAH, BLAH SHORT SLEEVED T	\$20.00
TOUCH UP PAINT	\$ 5.00

**KIDS' GEAR**

- SHORT SLEEVE T-SHIRTS (SIZE 4 AND 5/6)	\$10.00
- HEAVYWEIGHT LS & LONG LEG CREEPER	\$25.00
- EMBROIDERED Yo EDDY! BIBS	\$7.00
- EMBROIDERED POLARFLEECE VESTS/JACKETS	\$30.00

**TEAM GEAR**

TEAM FAT CHANCE SADDLES (CUSTOM EMBROIDERED)	
- SELLE SA RACING TITANIO (TITANIUM RAILS)	\$95.00
TEAM FAT CHANCE SHORTS	\$60.00
TEAM FAT CHANCE JERSEYS (SLEEVELESS, SS, LS)	\$70.00

**BAR & KITCHEN WARE**

60 OZ GLASS Yo EDDY! BEER PITCHERS	\$18.00
Yo EDDY! PINT GLASSES	\$8.00

FAT CITY CYCLES P.O. BOX 876 STOWE, VT 05672



UNITED STATES  
POSTAL SERVICE

U.S. POSTAGE  
PAID  
STOWE, VT  
05674  
SEP 30, '99  
AMOUNT

0000

\$1.80  
00061482-05

**FAT**

**AIR MAIL**

**CITY CYCLES  
P.O. Box 876  
Stowe, Vermont 05672**

**To:** PAUL HOSKENS

BELGIUM



UNITED STATES  
POSTAL SERVICE

0000

U.S. POSTAGE  
PAID  
STOWE, VT  
05672  
SEP 30 1999  
AMOUNT

\$1.80  
00061482-05

**FAT**

**AIR MAIL**

**CITY CYCLES**

**P.O. Box 876**

**Stowe, Vermont 05672**

**To:** PAUL HOSKENS

BELGIUM