


ROad

OFF
ROad

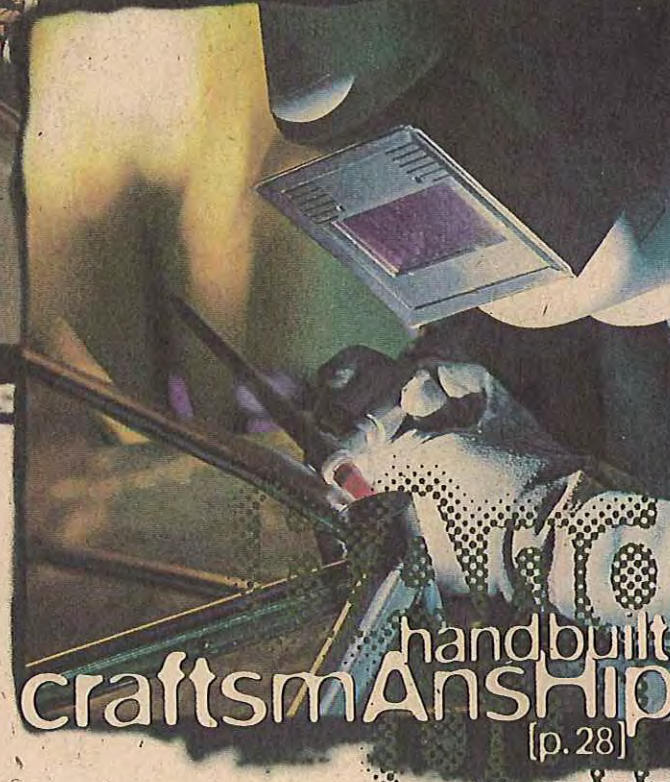

[p.04]

1997



ROad

[p.66]



handbuilt
craftsmanship

[p.28]

TREK

OFF ROAD

COMPETITION ELITE
\$3000-\$4500



	Y Five-0	Y33
SIZES	S, M, L	S, M, L
FRAME	Trek OCLV carbon main frame; 6061 T6 aluminum, unified rear triangle w/Stratos Strata Pro rear shock	Trek OCLV carbon main frame; 6061 T6 aluminum, unified rear triangle w/Stratos Strata Pro rear shock
FORK	Manitou FS Ti suspension	Rock Shox Judy SL suspension
DRIVETRAIN	Shimano XTR 8spd w/Rapidfire SL shifters	Shimano Deore XT 8spd w/Rapidfire SL shifters
HUBSET	Shimano XTR front and rear	Shimano Deore XT rear; System 3, suspension hub front
RIMS	Matrix Swami, welded and machined, 32 hole	Matrix Swami, welded and machined, titanium color, 32 hole
TIRES	Continental Navigator Pro front, 26 x 1.9"; Traction Pro rear, 2.0", Kevlar beads	Continental Navigator Pro front, 26 x 1.9"; Traction Pro rear, 2.0", Kevlar beads
BRAKES	Shimano XTR V-Braakes w/XTR STI levers	Shimano Deore XT V-Braakes w/XT STI levers
COLOR	Red, White, Blue Special Edition w/Red decals	Classic Buffed Nude w/Yellow decals
WEIGHT	24.2lbs/11.0kg	24.5lbs/11.1kg

FOR MORE INFORMATION

OCLV CARBON	10 11
FULL SUSPENSION	12 13
FRAME GEOMETRY	34 35
SHIMANO	84 93

WELCOME TO FULL SUSPENSION PARADISE. OUR Y BIKE™ DESIGN DELIVERS IDEAL FULL SUSPENSION DYNAMICS FOR WORLD-CLASS COMPETITION. OCLV CARBON MAKES IT ALL COME TOGETHER, WITH THE LIGHTEST, STIFFEST FRAME ON WHEELS. SWEET TO LOOK AT, SWEETER TO RIDE. STACKED WITH SUPER-PREMIUM COMPONENTS, THESE TWO BIKES ARE THE CREAM OF THE CRÈME DE LA CRÈME.

COMPETITION ELITE
\$3000-\$4500

ROAD
OFF
OFF

Y Five-0

UPGRADES FROM Y33:

- Shimano XTR group
- Ibis titanium bars and stem
- Bontrager saddle with leather cover, Ti rails
- Cane Creek headset
- Limited edition custom paint



Y33

UPGRADES FROM Y22:

- Rock Shox Judy SL suspension fork
- Stratos Strada rear shock with separate compression and rebound damping adjustment
- Shimano Deore XT crankset, front derailleur, shift/brake levers, V-Brakes
- Shimano SPD M747 clipless pedals
- System OCLV bar ends

COMPETITION

\$1600-\$2400

AT OUR **COMPETITION** LEVEL, YOU'RE LOOKING AT WORLD-CLASS OCLV CARBON Y BIKE FULL SUSPENSION, COMBINED WITH HIGH-CALIBER, BUT LESS COSTLY COMPONENT SPECS. IT'S STILL PURE OPERATING PERFORMANCE. THE LIGHTWEIGHT, ULTRA STRONG AND STIFF RIDE TRAITS OF OCLV CARBON ENSURE YOU'VE GOT ALL THE BACKBONE IT TAKES TO EXCEL WITH THESE UNMISTAKABLE RACE-LEVEL MACHINES.

Y11

UPGRADES FROM Y5:

- OCLV carbon composite main frame
- Shimano Deore LX Rapidfire SL shifters
- Double butted 14/15 DT stainless spokes



COMPETITION
\$1600-\$2400

ROAD
OFF ROAD

Y22

UPGRADES FROM Y11:

- Rock Shox Judy XC suspension fork
- Fox Alps 5 air/oil rear shock
- Grip Shift ESP 900 shifters and 9.0 rear derailleur
- System 3 front suspension hub



TREK



FOR MORE INFORMATION

- OCV CARBON
10 11
- FULL SUSPENSION
12 13
- FRAME GEOMETRY
34 35
- SHIMANO
84 93

	SIZES	FRAME	FORK	DRIVETRAIN	HUBSET	RIMS	TIRES	BRAKES	COLOR	WEIGHT
Y22	S, M, L	Trek OCLV carbon one-piece main frame; 6061 T6 aluminum, TIG welded unified rear triangle w/Fox Alps 5 air/oil rear shock	Rock Shox Judy XC suspension	Shimano Deore LX w/Grip Shift ESP 900 shifters & ESP 9.0 8spd rear derailleur	Shimano Deore XT rear; System 3 suspension hub front	Matrix Swami, welded and machined, titanium color, 32 hole	Panaracer Duster II front and rear, Kevlar beads, 26 x 2.1"	Shimano M600 V-Brakes w/M600 levers	Gloss Cream w/Black decals	25.4lbs/11.5kg
Y11	S, M, L	Trek OCLV carbon one-piece main frame; 6061 T6 aluminum, TIG welded unified rear triangle w/Fox Vanilla coil-over rear shock	Rock Shox Indy SL suspension	Shimano SIX-RC w/Rapidfire SL shifters & Deore LX 8spd derailleurs	Shimano Deore LX rear; System 2 suspension hub front	Matrix Swami, welded and machined, 32 hole	Panaracer Duster II front and rear, Kevlar beads, 26 x 2.1"	Shimano M600 V-Brakes w/M600 levers	Gloss Ice Inkwell Blue w/Silver decals	26.5lbs/12.0kg

COMPETITION
\$1600-\$2400



9700SHX

UPGRADES FROM 8000SHX:

- Trek OCLV carbon composite frameset
- Shimano LX front derailleur
- Shimano SPD M535 clipless pedals
- Bontrager Race stem and bar ends

9800SHX

UPGRADES FROM 9700SHX:

- Rock Shox Judy XC suspension fork
- Grip Shift ESP 900 shifters and ESP 9.0 rear derailleur
- Shimano Deore XT V-Brakes
- Shimano XT rear hub, System 3 front suspension hub



COMPETITION
\$1600 - \$2400

OFF ROAD

8500SHX

UPGRADES FROM 8000SHX:

- Easton EA70 ProGram tapered aluminum frame
- Manitou Mach 5 SX suspension fork
- Shimano Deore XT components
- Shimano M535 clipless pedals



FOR MORE INFORMATION

OCV CARBON	10 11
ABT BONDING	26 27
OFF ROAD RACE	18 19
SHIMANO	84 93

ROUNDING OUT OUR ROSTER OF OFF ROAD COMPETITION BIKES IS THIS TRIO OF TOP GUNS. SUPER-LIGHT, SUPER RIGID OCLV CARBON REMAINS THE AEROSPACE CORE OF THE 9800SHX AND 9700SHX, PUSHED-UP WITH ROCK SHOX SUSPENSION FORKS. OUR 8500SHX IS HANDCRAFTED FROM EA70 ALUMINUM, A SUPERIOR ULTRAHARD ALLOY AVAILABLE ONLY ON TREK ABT BONDED BIKES.

	9800SHX	9700SHX	8500SHX
SIZES	15, 16.5, 18, 19.5, 21"	15, 16.5, 18, 19.5, 21"	14.5, 16.5, 18, 19.5, 21"
FRAME	Trek OCLV carbon lugs, main tubes & tapered stays	Trek OCLV carbon lugs, main tubes & tapered stays	Easton EA70 ProGram tapered aluminum main tubes, Trek aluminum lugs, Easton tapered aluminum stays
FORK	Rock Shox Judy XC suspension	Rock Shox Indy SL suspension	Manitou SX suspension
DRIVETRAIN	Shimano Deore LX w/Grip Shift ESP 900 shifters & ESP 9.0 Bspd rear derailleur	Shimano STX-RC w/Shimano Deore LX Bspd derailleurs & Rapidfire SL shifters	Shimano Deore XT 8spd w/Rapidfire SL shifters
HUBSET	Shimano Deore XT rear; System 3 suspension hub front	Shimano STX-RC rear; System 2 suspension hub front	Shimano Deore XT rear; System 3 suspension hub front
RIMS	Matrix Swami, welded and machined, 32 hole	Matrix Swami, welded and machined, 32 hole	Matrix Swami, welded and machined, 32 hole
TIRES	Continental Navigator Pro front, 26 x 1.9"; Traction Pro rear, 2.0", Kevlar beads	Panaracer Duster II front and rear, Kevlar beads, 26 x 2.1"	Continental Navigator Pro front, 26 x 1.9"; Traction Pro rear, 2.0", Kevlar beads
BRAKES	Shimano Deore XT V-Brakes w/M600 levers	Shimano M600 V-Brakes w/M600 levers	Shimano Deore XT V-Brakes w/XT STI levers
COLOR	Gloss Nude w/Slate Blue/Red decals	Gloss Ice Inkwell Blue w/Red/Yellow decals	Gloss White w/Blue/black decals
WEIGHT	22.5lbs/10.2kg	23.5lbs/10.7kg	23.5lbs/10.7kg

OFF

HIGH PERFORMANCE
\$900-\$1400

ROAD



	Y5	Y3
SIZES	S, M, L	S, M, L
FRAME	Trek 6061 T6 aluminum main frame; 6061 T6 aluminum, TIG welded unified rear triangle w/Fox Vanilla coil-over rear shock	Trek 6061 T6 aluminum main frame; True Temper tapered Cro-Moly unified rear triangle w/Fox Vanilla coil-over rear shock
FORK	Manitou Pro suspension w/alloy steerer	Rock Shox Indy C suspension
DRIVETRAIN	Shimano STX-RC w/Deore LX 8spd derailleurs & Rapidfire SL shifters	Shimano Alivio w/Grip Shift SRT 400 shifters
HUBSET	Shimano STX-RC rear; System 2 suspension hub front	Shimano Alivio, sealed mechanism rear; System 1 suspension hub front
RIMS	Matrix Swami, welded and machined, 32 hole	Matrix Guru, welded and machined, 32 hole
TIRES	Tioga Psycho-K front; TT rear, Kevlar beads, 26 x 1.95"	Tioga Psycho-K front; TT rear, Kevlar beads, 26 x 1.95"
BRAKES	Shimano M600 V-Brakes w/M600 levers	Shimano M600 V-Brakes w/Tektro 376A alloy levers
COLOR	Polished Aluminum w/Yellow decals	Gloss Ice Red w/Cream decals
WEIGHT	28.0lbs/12.7kg	29.0lbs/13.2kg

CUTTING-EDGE TECHNOLOGY AND VALUE. THAT'S WHAT OUR HIGH PERFORMANCE BIKES ARE ALL ABOUT. WE'VE BROADENED THE AVAILABILITY OF Y BIKE IDEAL FULL SUSPENSION WITH AN INNOVATIVE WELDED ALUMINUM DESIGN AT AMAZING PRICES. ADD TOUGH DURABLE COMPONENTS FOR SMOOTH OPERATION AND IT'S THE PERFECT SOLUTION FOR THRILL SEEKERS WHO ARE Y'S ABOUT VALUE.

HIGH PERFORMANCE
\$900-\$1400

OFF ROAD

Y5

UPGRADES FROM Y3:

- Shimano STX-RC Rapidfire SL shifters
- Bontrager Plus 10 saddle with Cro-Moly rails
- Shimano Deore LX rear derailleur
- Matrix Swami rims

FOR MORE INFORMATION

FULL SUSPENSION
12 13

FRAME GEOMETRY
34 35

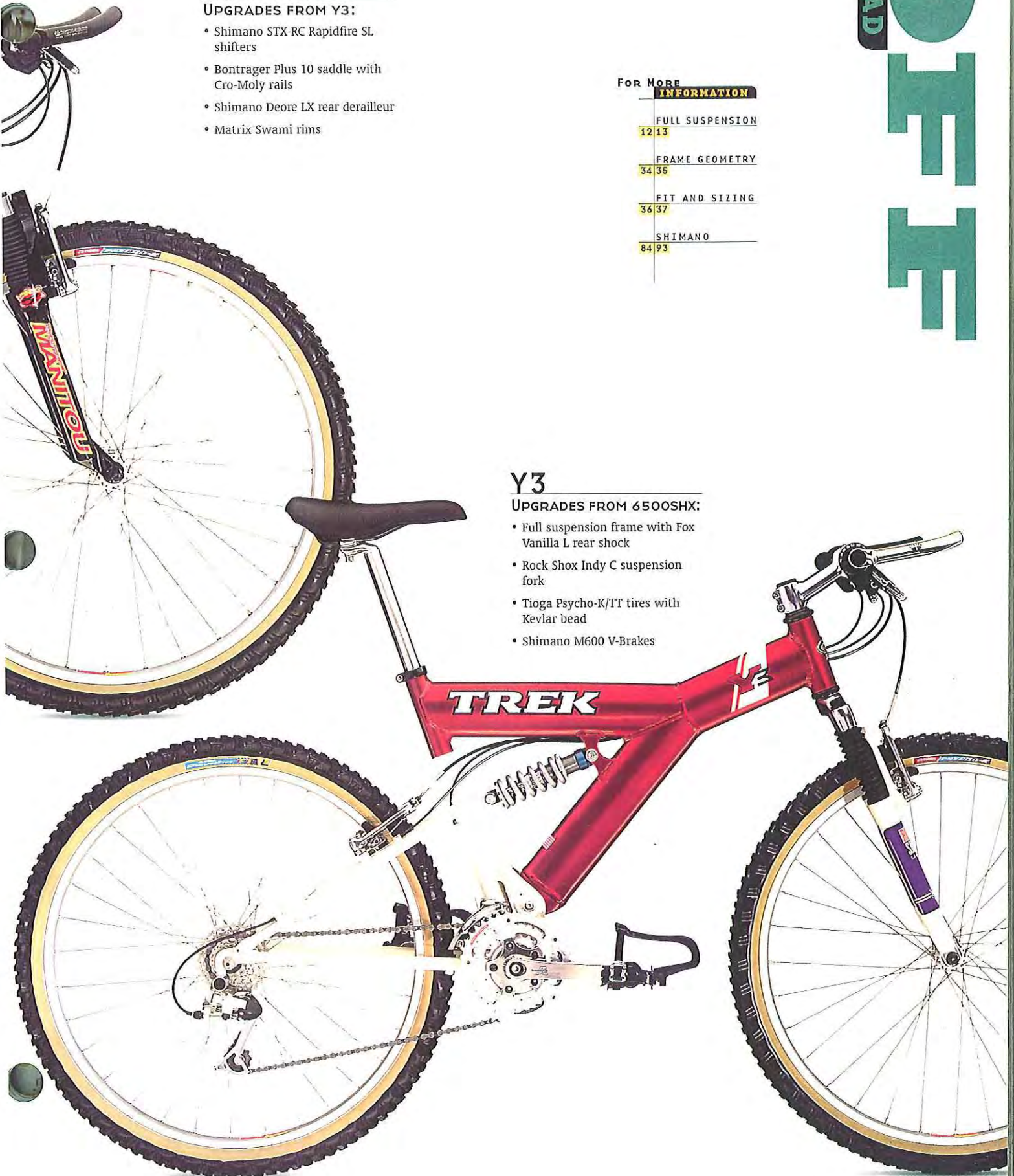
FIT AND SIZING
36 37

SHIMANO
84 93

Y3

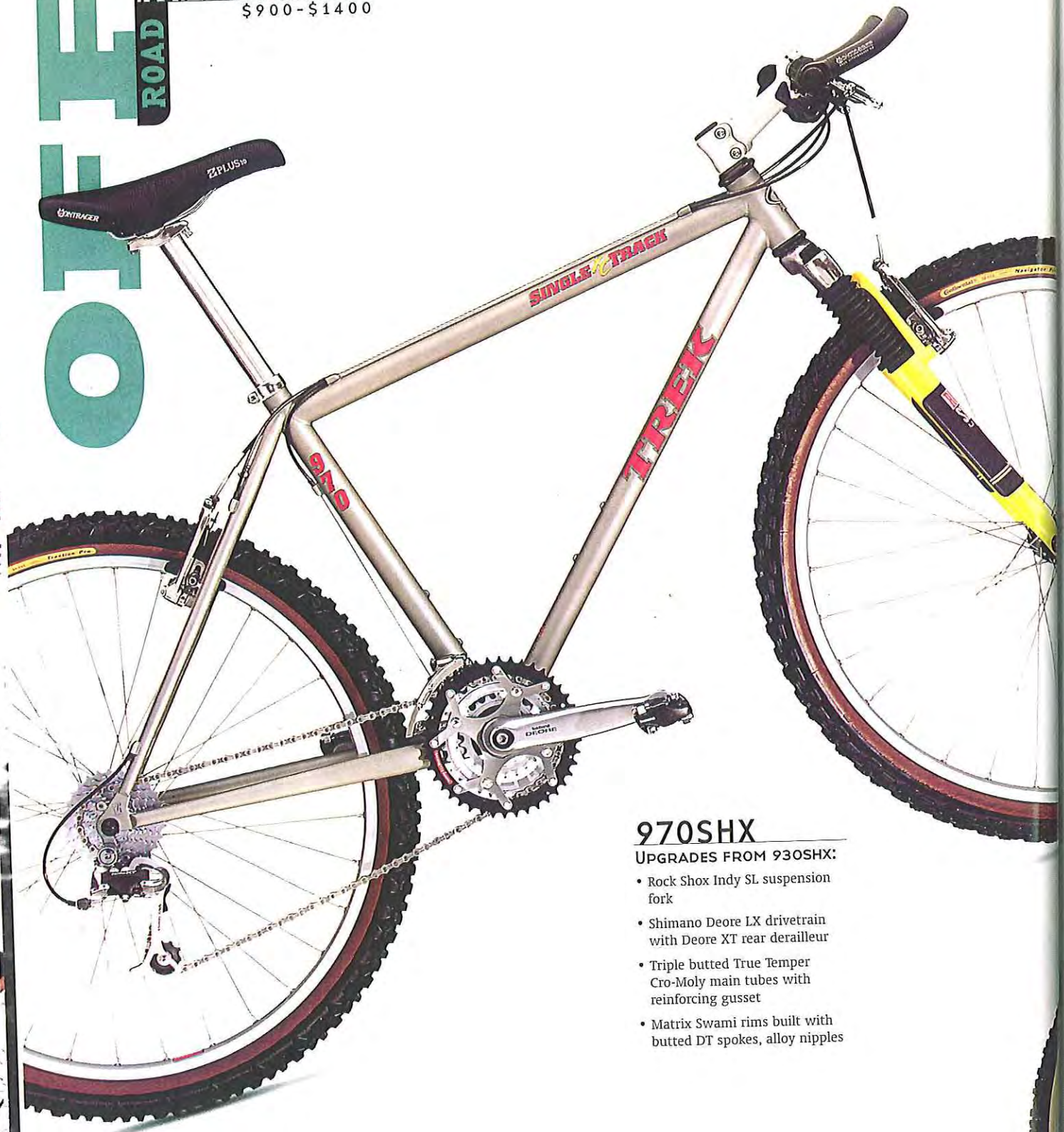
UPGRADES FROM 6500SHX:

- Full suspension frame with Fox Vanilla L rear shock
- Rock Shox Indy C suspension fork
- Tioga Psycho-K/TT tires with Kevlar bead
- Shimano M600 V-Brakes



TREK OFF ROAD

HIGH PERFORMANCE
\$900-\$1400



970SHX

UPGRADES FROM 930SHX:

- Rock Shox Indy SL suspension fork
- Shimano Deore LX drivetrain with Deore XT rear derailleur
- Triple butted True Temper Cro-Moly main tubes with reinforcing gusset
- Matrix Swami rims built with butted DT spokes, alloy nipples

	SIZES	FRAME	FORK	DRIVETRAIN	HUBSET	RIMS	TIRES	BRAKES	COLOR	WEIGHT
970SHX	13, 16.5, 18, 19.5, 21, 22.5"	True Temper custom butted Cro-Moly main tubes & stays	Rock Shox Indy SL suspension	Shimano Deore LX w/Rapidfire SL shifters & Deore XT 8spd derailleurs	Shimano Deore LX rear; System 3 suspension hub front	Matrix Swami, welded and machined, 32 hole	Continental Navigator Pro front, 26 x 1.9"; Traction Pro rear, 2.0", Kevlar beads	Shimano M600 V-Breaks w/M600 levers	Dry Titanium w/Red decals	24.3lbs/11.0kg
8000SHX	14.5, 16.5, 18, 19.5, 21"	Easton EA60 ProGram tapered aluminum main tubes, Trek aluminum lugs, Easton tapered aluminum stays	Rock Shox Indy SL suspension	Shimano STX-RC w/Grip Shift SRT 800 X-Ray shifters & Deore XT 8spd rear derailleur	Shimano Deore LX rear; System 2 suspension hub front	Matrix Swami, welded and machined, 32 hole	Panaracer Duster II front and rear, Kevlar beads, 26 x 2.1"	Shimano M600 V-Breaks w/M600 levers	Dry Brushed Aluminum w/Yellow decals	24.1lbs/10.9kg

High Performance
\$900-\$1400

OFF ROAD

ONCE AGAIN, ZERO EXCESS (ZX) DELIVERS MORE FOR LESS, WITH THESE OUTSTANDING LIGHTWEIGHT STEEL AND ALUMINUM BIKES. THE 970SHX IS USA HANDCRAFTED CRO-MOLY, WITH A REINFORCING GUSSET AT THE TOP TUBE/HEAD TUBE JUNCTION. OUR ABT BONDED 8000SHX PRESENTS TRULY PREMIUM ALUMINUM: CUSTOM FORMED FOR AN ULTRALIGHT RIDE THAT SMOOTHLY ABSORBS TRAIL IMPACT. COMBINED WITH FRONT SUSPENSION, TREK CRAFTSMANSHIP DELIVERS DURABLE, TERRAIN-TAMING PERFORMANCE.

FOR MORE
INFORMATION

ABT BONDING	26/27
HANDS ON STEEL	28/29
FRAME GEOMETRY	34/35
SHIMANO	84/93



8000SHX

UPGRADES FROM 7000SHX:

- Rock Shox Indy SL suspension fork
- Shimano Deore XT rear derailleur
- Matrix Swami rims
- Shimano STX-RC crankset and front derailleur

OFF ROAD

PERFORMANCE

\$500-\$800

6500SHX

UPGRADES FROM 6500:

- Rock Shox Indy C suspension fork
- System 1 bar ends
- Aheadset system



930SHX

UPGRADES FROM

- Rock Shox Indy C suspension fork
- Dia-Compe ST-2 Aheadset
- System 1 bar ends

OUR PERFORMANCE OFF ROAD MODELS ARE PUREBRED MOUNTAIN MACHINES. BELOW, IT'S FRONT SUSPENSION ALL THE WAY AROUND, FOR MORE CONTROL AND COMFORT. CHOOSE FROM USA TIG WELDED STEEL OR TREK ADVANCED BONDING TECHNOLOGY (ABT) ALUMINUM. EITHER WAY, OUR ZERO EXCESS (ZX) HAND CRAFTSMANSHIP MEANS MORE PERFORMANCE SQUEEZED OUT OF EVERY OUNCE.

PERFORMANCE
\$ 500 - \$ 800

ROAD
OFF

7000SHX

UPGRADES FROM 7000:

- Rock Shox Indy C suspension fork
- System 1 bar ends
- Aheadset system

FOR MORE INFORMATION

ABT BONDING
26 27

HANDS ON STEEL
28 29

FRAME GEOMETRY
34 35

SHIMANO
84 93



	SIZES	FRAME	FORK	DRIVETRAIN	HUBSET	RIMS	TIRES	BRAKES	COLOR	WEIGHT
7000SHX	14.5, 16.5, 18, 19.5, 21"	Easton EA60 ProGram tapered aluminum main tubes, Trek aluminum lugs, Easton tapered aluminum stays	Rock Shox Indy C suspension	Shimano STX 8spd w/Rapidfire SL shifters	Shimano STX-RC rear; System 1 suspension hub front	Matrix Guru, welded and machined, 32 hole	Tioga Psycho-KS front; TTS rear, 26 x 1.95"	Shimano M600 V-Brakes w/M600 levers	Gloss Ice Inkwell Blue w/Cream decals	26.5lbs/12.0kg
930SHX	13, 16.5, 18, 19.5, 21, 22.5"	True Temper custom butted Cro-Moly main tubes & stays	Rock Shox Indy C suspension	Shimano STX 8spd w/Grip Shift SRT 400 shifters	Shimano STX-RC rear; System 1 suspension hub front	Matrix Guru, welded and machined, 32 hole	Tioga Psycho-KS front; TTS rear, 26 x 1.95"	Shimano M600 V-Brakes w/Tektro 376A alloy levers	Dry Ice Green w/Cream decals	27.0lbs/12.3kg
6500SHX	14.5, 16.5, 18, 19.5, 21"	Easton EA60 ProGram tapered aluminum main tubes, Trek aluminum lugs, Easton tapered aluminum stays	Rock Shox Indy C suspension	Shimano Alivio, w/STX Rapidfire SL shifters	Shimano Alivio, sealed mechanism rear; aluminum sealed front	Matrix Guru, welded and machined, 32 hole	Tioga Psycho-KS front; TTS rear, 26 x 1.95"	Shimano Alivio	Gloss Ice Red w/Black decals	26.5lbs/12.0kg

PERF
CE
850
850

LAST
\$375-\$550

STEP INTO THE ARENA OF REAL MOUNTAIN BIKES WITH A TREK ENTHUSIAST MODEL. BY "REAL" WE MEAN IDEAL OFF ROAD FRAME GEOMETRIES THAT PLACE YOUR BODY IN A COMFORTABLE POSITION FOR TRAIL RIDING. AND IDEAL DURABILITY TO TAKE ON MORE CHALLENGING TERRAIN, WITH USA HANDCRAFTED CRO-MOLY FRAMES AND DURABLE COMPONENTS. FRONT SUSPENSION, OPTIONAL. LIMITED LIFETIME FRAME WARRANTY, STANDARD.

850SHX

UPGRADES FROM 850:

- Rock Shox Quadra 5 suspension fork



850

UPGRADES FROM 830:

- Shimano Alivio drivetrain
- Shimano STX Rapidfire SL shifters
- Matrix Guru rims
- True Temper double butted Cro-Moly frame



ENTHUSIAST
\$375 - \$550

ROAD
OFF ROAD



830SHX
UPGRADES FROM 830:
• RST 161B suspension fork

830
UPGRADES FROM 820:
• Oversize full Cro-Moly frame
• Grip Shift SRT 400 shifters
• Trek Kahuna front and rear specific tires
• Top routed cables

FOR MORE INFORMATION

HANDS ON STEEL	28 29
FRAME GEOMETRY	34 35
WORLD OF TREK	46 53
SHIMANO	84 93



	SIZES	FRAME	FORK	DRIVETRAIN	HUBSET	RIMS	TIRES	BRAKES	COLOR	WEIGHT
850SHX	13, 16.5, 18, 19.5, 21, 22.5"	Trek double butted Cro-Moly main tubes & stays	Rock Shox Quadra 5 suspension	Shimano Alivio w/STX Rapidfire SL shifters	Shimano Alivio, sealed mechanism rear; aluminum sealed front	Matrix Guru, welded and machined, 32 hole	Trek Kahuna, 26 x 2.1"	Shimano Alivio w/Alivio levers	Dry Ice Blue w/Black decals	28.0lbs/12.7kg
850	13, 16.5, 18, 19.5, 21, 22.5"	Trek double butted Cro-Moly main tubes & stays	Full Cro-Moly	Shimano Alivio w/STX Rapidfire SL shifters	Shimano Alivio sealed mechanism rear; aluminum sealed front	Matrix Guru, welded and machined, 32 hole	Trek Kahuna, 26 x 2.1"	Shimano Alivio w/Alivio levers	Dry Ice Blue w/Black decals	27.3lbs/12.4kg
830SHX	13, 16.5, 18, 19.5, 21, 22.5"	Cro-Moly main tubes & stays	RST 161B suspension	Shimano Acera-X w/Grip Shift SRT 400 shifters & Alivio rear derailleur	Shimano Acera-X, sealed mechanism rear; aluminum sealed front	Weinmann 519 alloy, 32 hole	Trek Kahuna, 26 x 2.1"	Shimano Acera-X w/Dia-Compe S8 levers	Dry Titanium w/Yellow decals	29.5lbs/13.4kg
830	13, 16.5, 18, 19.5, 21, 22.5"; 17W, 20W	Cro-Moly main tubes & stays	Full Cro-Moly	Shimano Acera-X w/Grip Shift SRT 400 shifters & Alivio rear derailleur	Shimano Acera-X, sealed mechanism rear; aluminum sealed front	Weinmann 519 alloy, 32 hole	Trek Kahuna, 26 x 2.1"	Shimano Acera-X w/Dia-Compe S8 levers	Gloss Judy Yellow w/Black decals; Gloss Inkwell w/Silver decals	29.0lbs/13.2kg

OFF ROAD

RECREATION

\$230-\$325

820

UPGRADES FROM 800:

- Full Cro-Moly main frame
- Full Cro-Moly fork
- Shimano Alivio rear derailleur
- Stainless steel spokes



FOR MORE INFORMATION

FIT AND SIZING
36 37

WORLD OF TREK
46 53

SHIMANO
84 93

	SIZES	FRAME	FORK	DRIVETRAIN	HUBSET	RIMS	TIRES	BRAKES	COLOR
820	13.5, 16.5, 18, 19.5, 21, 22.5, 24"; 17W, 20W	Cro-Moly main tubes, high tensile steel stays	Full Cro-Moly	Shimano Altus w/Grip Shift MRX 170 shifters & Alivio rear derailleur	Shimano Altus QR sealed rear; alloy sealed quick release front	Weinmann 519 alloy, 36 hole	Trek Connection, 26 x 1.95"	Shimano Altus w/alloy levers	Gloss Red w/Black decals; Gloss Black w/Silver decals
800	13.5, 16.5, 18, 19.5, 21, 22.5, 24"; 17W, 20W	High tensile steel w/outer butted Cro-Moly seat tube	High tensile steel	Shimano Altus w/EZ-Fire Plus shifters	Alloy quick release front and rear	Weinmann 519 alloy, 36 hole	Trek Connection, 26 x 1.95"	Shimano Altus w/alloy levers	Gloss Bright Silver w/Black decals; Dry Dark Blue w/White decals
800 Sport	13.5, 16.5, 18, 19.5, 21, 22.5, 24"; 17W, 20W	High tensile steel	High tensile steel	SR crankset, Shimano TY30 & TY22 derailleurs w/Grip Shift MRX 170 shifters	Alloy quick release front; alloy nutted rear	Weinmann 519 alloy, 36 hole	Knobby, 26 x 2.0"	Shimano Altus w/alloy/resin levers	Dry Bright Blue w/Black decals; Gloss Ice Green w/White decals

800 Sport

UPGRADES FROM DEPARTMENT STORE BIKE:

- Frame engineered by Trek to fit and ride like a Trek
- Offered in 9 sizes
- Shimano and other high-quality components
- Professional assembly and service



RECREATION
\$230-\$325

ROAD
OFF



OUR OFF ROAD **RECREATION** MODELS GIVE YOU THE COMFORTABLE DURABILITY OF A MOUNTAIN MACHINE SUITED FOR MODERATE ALL-PURPOSE RIDING. TREK DESIGNED STEEL OR CRO-MOLY FRAMES ARE LIGHT AND STRONG. SOLID, DURABLE COMPONENTS MAKE FOR SMOOTH OPERATION. WITH A LIMITED LIFETIME FRAME WARRANTY, THESE BIKES ARE HEAD AND SHOULDERS ABOVE ANYTHING ELSE IN THEIR PRICE RANGE.

800

UPGRADES FROM 800 SPORT:

- Outer butted Cro-Moly seat tube
- Shimano Altus CT92 crankset and derailleurs with EZ-Fire Plus shifters
- Quick release front and rear wheels
- Shimano sealed cartridge bottom bracket



MULTITRACK

PERFORMANCE

\$900-\$1400

UAV1

UPGRADES FROM 750:

- Easton ProGram tapered aluminum frame
- Manitou suspension fork
- Grip Shift ESP 500 shifters with ESP 5.0 rear derailleur
- Polygon shock absorber seatpost
- Clipless pedal system



FOR MORE INFORMATION

OCLY CARBON	10 11
ABT BONDING	26 27
WORLD OF TREK	46 53
SHIMANO	84 93

	SIZES	FRAME	FORK	DRIVETRAIN	HUBSET	RIMS	TIRES	BRAKES	COLOR
UAV2	16.5, 18, 20, 22"	Trek butted carbon main tubes, Trek aluminum lugs, Easton tapered aluminum stays	Manitou suspension w/alloy steerer	Shimano Deore LX w/Grip Shift ESP 700 shifters & ESP 7.0 8spd rear derailleur	Shimano Deore LX rear; System 3 suspension hub front	Matrix Cosmo, eyeletted, welded and machined, 32 hole	Tioga City Slicker II, 700 x 38c	Shimano Alivio w/Tekro 367AP levers	Dry Ice Black w/Natural Carbon Tubes w/Silver decals
UAV1	16.5, 18, 20, 22"	Easton ProGram double butted aluminum main tubes, Trek aluminum lugs, Easton tapered aluminum stays	Manitou suspension	Shimano STX-RC w/Grip Shift ESP 500 shifters & ESP 5.0 8spd rear derailleur	Shimano STX-RC rear; System 1 suspension hub front	Matrix Vapor, welded and machined, 32 hole	Tioga City Slicker II, 700 x 38c	Shimano Alivio w/Tekro 367AP levers	Dry Brushed Aluminum w/Black decals

SUSPENSION IS WHAT MAKES RIDING IN A CAR SMOOTH AND COMFORTABLE. THANKS TO OUR BRAND NEW UAVs, YOU CAN NOW HAVE SIMILAR COMFORT AND HANDLING IN AN ULTIMATE **URBAN ASSAULT VEHICLE**. THAT MEANS YOU CAN SPIN FAST OVER URBAN SURFACES, READY TO DEAL WITH CRACKS, BUMPS AND POT HOLES. OR, HEAD OUT ON THE MORE AGGRESSIVE TRAILS WITH COMFORT AND CONTROL. ADVANCED ABT BONDED ALUMINUM OR CARBON/ALUMINUM FRAMES ARE SUPER-LIGHT AND RESPONSIVE NO MATTER HOW YOU RIDE. UAVs ARE COOL. THEY'RE PRACTICAL. THEY'RE READY FOR ANYTHING.

UAV2

UPGRADES FROM UAV1:

- Trek butted carbon main tubes
- Shimano Deore LX crankset and front derailleur
- Grip Shift ESP 7.0 rear derailleur with ESP 700 shifters
- Matrix Cosmo rims
- Manitou BodyShock seatpost
- Shimano SPD M323 clipless pedals



MULTI

ENTHUSIAST

\$400-\$550

TRACK

MULTITRACK ENTHUSIAST MODELS DELIVER YEARS OF MAINTENANCE-FREE, RUGGED CITY AND TRAIL RIDING. OUR USA HANDCRAFTED FRAMES, TIG WELDED AND WARRANTED FOR LIFE, ENSURE IT. WHILE UPRIGHT FRAME GEOMETRY POSITIONS YOU FOR ALERT CITY RIDING, ALL-TERRAIN HANDLEBARS AND GRIP SHIFT SHIFTERS KEEP PERFORMANCE AT HAND UNDER ANY CONDITIONS.

FOR MORE INFORMATION

HANDS ON STEEL
28 29

WORLD OF TREK
46 53

SHIMANO
84 93



750

UPGRADES FROM 730:

- True Temper double butted full Cro-Moly frame
- System 1 hybrid Cro-Moly fork w/rack mounts
- Shimano STX crankset and derailleurs
- Micro-adjust seatpost

ENTHUSIAST
\$400-\$550

TRACK
MULTI



also available in
Gloss Ice Forest Green
Titanium decals

MultiTrack

730

UPGRADES FROM 720:

- Full U.S. built Cro-Moly frame
- Shimano Alivio crankset and derailleurs with Grip Shift SRT 400 shifters
- Trek Invert II tires
- System 1 ATB pedals with clips and straps

SIZES	FRAME	FORK	DRIVETRAIN	HUBSET	RIMS	TIRES	BRAKES	COLOR	WEIGHT
15, 17, 19, 21, 23"; 17W, 20W	Trek Cro-Moly main tubes & stays	System 1 hybrid Cro-Moly	Shimano STX w/Grip Shift SRT 400 shifters	Shimano R050 rear; Alivio front	Matrix Vapor, welded and machined, 32 hole	Trek Invert II, 700 x 38c	Shimano Alivio w/Tektro 376AP levers	Gloss Ice Inkwell Blue w/Silver decals	25.4lbs/11.5kg
15, 17, 19, 21, 23"; 17W, 20W	Trek Cro-Moly main tubes & stays	Full Cro-Moly	Shimano Alivio w/Grip Shift SRT 400 shifters	Shimano Acera-X w/sealed mechanism	Matrix Vapor, welded and machined, 32 hole	Trek Invert II, 700 x 38c	Shimano Alivio w/Tektro 367AP levers	Gloss Ice Cream w/Blue decals; Gloss Ice Forest Green w/Titanium decals	25.7lbs/11.6kg

MULTI TRACK

RECREATION
\$250-\$350



720

UPGRADES FROM 700:

- Full Cro-Moly main frame
- Cro-Moly fork
- Shimano Acera-X rear derailleur and Alivio rear hub



OUR **RECREATION** MODELS ARE PROOF POSITIVE OF TREK VALUE. MAYBE THAT'S WHY THEY'RE SOME OF THE HOTTEST-SELLING BIKES IN AMERICA. TREK DESIGNED FRAMES DELIVER LIGHT, COMFORTABLE RIDING. GREAT COMPONENTS (INCLUDING GRIP SHIFT SHIFTERS) ADD SMOOTH, RELIABLE OPERATION. BY COMPARISON, OTHER BIKES IN THIS PRICE RANGE WILL REALLY WEIGH YOU DOWN.



700 Sport

UPGRADES FROM PARTMENT STORE BIKE:

- High-quality, Trek-engineered frame with lifetime warranty
- Shimano and other high-quality components
- Professional assembly and service
- Even frame sizes available



RECREATION
\$250-\$350

MULTI TRACK

FOR MORE INFORMATION

WORLD OF TREK
46 53
SHIMANO
84 93

700

UPGRADES FROM 700 SPORT:

- Shimano Altus crankset, derailleurs and brakes
- Aluminum, sealed front hub with quick release rear hub
- Velo spring saddle



	720	700	700 Sport
SIZES	15, 17, 19, 21, 23"; 17W, 20W	15, 17, 19, 21, 23"; 17W, 20W	15, 17, 19, 21, 23"; 17W, 20W
FRAME	Cro-Moly main tubes, high tensile steel stays	High tensile steel w/Cro-Moly seat tube	High tensile steel
FORK	Full Cro-Moly	High tensile steel	High tensile steel
DRIVETRAIN	Shimano Altus w/Grip Shift MRX 170 shifters & Acera-X rear derailleur	Shimano Altus w/Grip Shift MRX 170 shifters	SR crankset w/Shimano TY30 derailleurs & Grip Shift MRX 170 shifters
HUBSET	Shimano Alivio w/sealed mechanism	Aluminum, sealed front; quick release front and rear	Alloy, quick release front; nutted rear
RIMS	Matrix Vapor, welded and machined, 32 hole	Rigida AS26 alloy, US built, 36 hole	Rigida AS26 alloy US built, 36 hole
TIRES	Trek MultiTrack, 700 x 35c	Trek MultiTrack, 700 x 35c	Trek MultiTrack, 700 x 35c
BRAKES	Shimano Altus CT91 w/Tekro 376AP levers	Shimano Altus CT91 w/alloy levers	Shimano Altus CT91 w/alloy levers
COLOR	Gloss Garnet Red w/Gold decals; Gloss Ice Inkwell w/Silver decals	Gloss Mirror Red w/White decals; Gloss Mirror Black w/Silver decals	Gloss Baja Blue w/Black decals

CRUISERS

RECREATION

\$200-\$300

WITH TREK CRUISERS, THE RETRO GROOVE IS DEFINITELY NOT CLUNKY. THE LOOK IS DECIDEDLY VINTAGE, BUT THE RIDE IS UPDATED WITH LIGHTWEIGHT, DURABLE TREK DESIGNED FRAMES. LARGE WHITEWALL TIRES AND PADDED SEATS PROVIDE COMFORT ON THE BUMP. SIMPLE, DURABLE COMPONENTS MAKE FOR SMOOTH ROLLING AROUND TOWN, NEAR THE WATERFRONT, OR WHEREVER THE SPIRIT TAKES YOU.



Men's and Women's:
shown in Gloss Pearl
White/Gloss Ice Red fade
w/white decals

Also available in
Gloss Plum w/Titanium
decals (Women's)

Calypso™

UPGRADES FROM
CRUISER CLASSIC:

- 6 speed gearing
- Grip Shift MRX 170 shifter
- Shimano TY22 rear derailleur

RECREATION
\$200-\$300

CRUISERS

Women's:
shown in Gloss Ice Teal
w/White decals



Also available in Dry Ice
Royal Blue w/White decals



Cruiser Classic™

UPGRADES FROM
DEPARTMENT STORE BIKE:

- Trek-engineered, high-quality frame with lifetime warranty
- Shimano and other high-quality components like stainless spokes, alloy rims
- Professional assembly and service

Men's:
shown in Dry Ice Royal Blue
w/White decals



Also available in Gloss
Mirror Black w/Silver decals



ROAD TOURING

COMPETITION ELITE
\$2200-\$4500

THESE **COMPETITION ELITE** MODELS COMBINE AN ARRAY OF CYCLING SUPERLATIVES THAT MAKE THEM THE MOST ENVIED COMPETITIVE BIKES ON EARTH. THE STIFFEST, LIGHTEST, STRONGEST FRAMES IN THE WORLD, THANKS TO TREK OCLV CARBON. SUPER-PREMIUM, RACE-PROVEN COMPONENTS FROM TOP TO BOTTOM. THE RESULT IS CUSTOM PERFORMANCE FOR UNMATCHED FLAT-OUT SPEED AND PRECISE HANDLING.

	5500	5200
SIZES	50, 52, 54, 56, 58, 60, 62cm	50, 52, 54, 56, 58, 60, 62cm
FRAME	Trek OCLV carbon lugs, main tubes & tapered stays	Trek OCLV carbon lugs, main tubes & tapered stays
FORK	OCLV carbon Air Rail	OCLV carbon Air Rail
DRIVETRAIN	Shimano Dura-Ace w/STI Dual Control shifters	Shimano Ultegra w/STI Dual Control shifters
REARSET	Spinergy aluminum w/sealed cassette bearing	Shimano Ultegra
RIMS	Spinergy aluminum/carbon deep section aero	Matrix Aurora, welded and machined, Ti anodized, 32 hole
TIRES	Continental Grand Prix, foldable, 700 x 23c	Continental Grand Prix, foldable, 700 x 23c
BRAKES	Shimano Dura-Ace	Shimano Ultegra Dual Pivot
COLORS	Gloss Nude Carbon w/Silver decals	Gloss Ice Inkwell Blue w/White decals
WEIGHT	19.3lbs/8.8kg	19.8lbs/8.9kg



COMPETITION ELITE
\$2200-\$4500

ROAD
TOURING



5200

UPGRADES FROM 5000:

- OCLV carbon Airrail fork
- System 3 handlebars and seatpost
- Shimano Ultegra crankset, shifters, hubset and brakes
- TTT Synthesis stem



5500

UPGRADES FROM 5200:

- Shimano 9 speed Dura-Ace components
- Spinergy carbon wheelset
- TTT Ergo Power handlebars

FOR MORE

INFORMATION

OCLV CARBON
10 11

FRAME GEOMETRY
34 35

ROAD RACE
70 71

SHIMANO
84 93

ROAD TOURING

COMPETITION
\$1800-\$2000



HAVE CUSTOM OCLV CARBON PERFORMANCE ANY WAY YOU WANT IT. OUR 5020 PACKS LIGHTWEIGHT, SUPER-RIGID PUNCH INTO A ROAD TRIPLE WITH EXTRA GEARS TO GO THE DISTANCE. THE 5000 IS A RACE-READY FAVORITE RIGHT OUT OF THE BOX. AND HOLD THE TITANIUM! OUR ADVANCED OCLV CARBON BIKES, LOADED WITH PREMIUM COMPONENTS, ARE PRICED LOWER THAN SOME NAKED "WONDER MATERIAL" FRAMESETS ALONE!

5020

UPGRADES FROM 2120:

- OCLV carbon composite frame
- System 3 OCLV carbon composite fork
- System 2 road handlebars, stem, and seatpost
- Ultegra SPD clipless pedals

COMPETITION
\$1800 - \$2000

ROAD TOURING

FOR MORE


INFORMATION

OCV CARBON	10 11
FRAME GEOMETRY	34 35
FIT AND SIZING	36 37
SHIMANO	84 93

5000

UPGRADES FROM 2300:

- OCLV carbon composite frame
- System 3 OCLV carbon composite fork
- Wider range 13-26 cassette
- Selle Bassano Vuelta saddle with 531 manganese rails



	5020	5000
SIZES	50, 52, 54, 56, 58, 60, 62cm	50, 52, 54, 56, 58, 60, 62cm
FRAME	Trek OCLV carbon lugs, main tubes & tapered stays	Trek OCLV carbon lugs, main tubes & tapered stays
FORK	System 3 road OCLV carbon	System 3 road OCLV carbon
DRIVETRAIN	Shimano 105SSC, triple w/STI Dual Control shifters	Shimano 105SSC w/STI Dual Control shifters & Ultegra derailleurs
FLYBUSH	Shimano 105SSC	Shimano 105SSC
RIMS	Matrix Aurora, welded and machined, clear anodized, 32 hole	Matrix Aurora, welded and machined, clear anodized, 32 hole
TIRES	Continental Grand Sport, 700 x 25c	Continental Grand Prix, foldable, 700 x 23c
BRAKES	Shimano 105SSC Dual Pivot	Shimano 105SSC Dual Pivot
COLOR	Gloss Titanium w/Titanium decals	Gloss Red w/Black decals
WEIGHT	20.3lbs/9.2kg	20.0lbs/9.0kg

ROAD TOURING

HIGH PERFORMANCE
\$1200-\$1700

TREK **HIGH PERFORMANCE** ROAD AND TOURING MODELS ARE DISTINGUISHED FROM THE PACK BY ADVANCED TECHNOLOGY. ADVANCED BONDING TECHNOLOGY, THAT IS. CARBON TUBES, ABT BONDED TO ALUMINUM LUGS FOR AN ULTRA-LIGHTWEIGHT, SMOOTH RIDE THAT WILL KEEP YOU ROLLING FRESHER, LONGER. WITH OUTSTANDING COMPONENT SPECS THAT ENSURE PRECISE OPERATION, THESE BIKES ARE READY TO FLY.



2300

UPGRADES FROM 2100:

- Shimano Ultegra group
- Shimano Ultegra SPD clipless pedals
- Continental Grand Prix foldable tires

	SIZES	FRAME	FORK	DRIVETRAIN	HUBSET	RIMS	TIRES	BRAKES	COLOR	WEIGHT
2300	47, 50, 52, 54, 56, 58, 60, 62cm	Trek butted carbon main tubes, Trek aluminum lugs, Easton tapered aluminum stays	System 2 road bonded aluminum	Shimano Ultegra w/STI Dual Control shifters	Shimano Ultegra	Matrix Aurora, welded and machined, anodized, 32 hole	Continental Grand Prix, foldable, 700 x 23c	Shimano Ultegra Dual Pivot	Gloss Saturn Silver w/Natural Carbon Tubes w/Ice Red decals	21.3lbs/9.6kg
2120	47, 50, 52, 54, 56, 58, 60, 62cm	Trek butted carbon main tubes, Trek aluminum lugs, Easton tapered aluminum stays	System 2 road bonded aluminum	Shimano 105SC w/STI Dual Control shifters & RX100T front derailleur	Shimano 105SC	Matrix Aurora, welded and machined, clear anodized, 32 hole	Continental Super Sport Ultra, 700 x 25c	Shimano 105SC Dual Pivot	Gloss Ice Forest Green w/Natural Carbon Tubes w/Ice Forest Green decals	21.8lbs/9.9kg
2100	47, 50, 52, 54, 56, 58, 60, 62cm	Trek butted carbon main tubes, Trek aluminum lugs, Easton tapered aluminum stays	System 2 road bonded aluminum	Shimano 105SC w/RX100 STI Dual Control shifters	Shimano RX100	Matrix Aurora, welded and machined, anodized, 32 hole	Continental Super Sport, 700 x 23c	Shimano RX100 Dual Pivot	Gloss Ice Inkwell Blue w/Natural Carbon Tubes w/Ice Inkwell Blue decals	21.5lbs/9.8kg

HIGH PERFORMANCE
\$1200-\$1700

ROAD TOURING

2100

UPGRADES FROM 1400:

- Trek butted carbon main tubes
- Shimano 105SC crankset and derailleurs
- Shimano SPD M535 clipless pedals



2120

UPGRADES FROM 1220:

- Trek butted carbon main tubes
- Trek bonded aluminum fork
- Shimano 105SC drivetrain and brakeset
- Shimano SPD M535 clipless pedals



FOR MORE INFORMATION

OCVLY CARBON
10 11
ABT BONDING
26 27
FIT AND SIZING
36 37
SHIMANO
84 93

ROAD TOURING

PERFORMANCE

\$800-\$1000

1220

UPGRADES FROM 420:

- Easton ProGram tapered aluminum frame
- Trek taper gauge Cro-Moly aero uncrown fork
- Matrix Aurora rims with Continental Super Sport tires
- Shimano RSX STI drivetrain



1400

UPGRADES FROM 470:

- Easton ProGram tapered aluminum frame
- System 2 bonded aluminum fork
- Matrix Aurora rims with Continental Super Sport tires
- San Marco Techno Dynamica saddle



TREK EXCLUSIVE ADVANCED BONDING TECHNOLOGY (ABT) ELEVATES ALUMINUM TO ITS HIGHEST LEVEL, MAKING OUR 1400 AND 1220 RIDE-TUNED PERFORMERS FOR AGGRESSIVE ROAD RIDES OR TOURS. THE 520 IS OUR CLASSIC HAND-CRAFTED STEEL TOURING MACHINE, EXQUISITELY EQUIPPED FOR LONG, FULLY-LOADED EXCURSIONS. THEY'RE ALL SPEC'D WITH EXCELLENT COMPONENT GROUPS FOR GREAT HANDLING AND SMOOTH OPERATION.

PERFORMANCE
\$800-\$1000

ROAD TOURING

520

UPGRADES FROM 420:

- Full double butted Cro-Moly frame with touring geometry and braze-ons
- Shimano RSX group, with STI shifters
- Matrix Vapor rims with Continental Super Sport tires
- Shimano STX-RC cantilever brakes

FOR MORE INFORMATION.

ABT BONDING	26/27
HANDS ON STEEL	28/29
WORLD OF TREK	46/53
SHIMANO	84/93



SIZES	FRAME	FORK	DRIVETRAIN	HUBSET	RIMS	TIRES	BRAKES	COLOR	WEIGHT
47, 50, 52, 54, 56, 58, 60, 62cm	Easton ProGram tapered aluminum main tubes, Trek aluminum lugs, Easton tapered aluminum stays	System 2 road bonded aluminum	Shimano RX100 w/RSX STI Dual Control shifters	Shimano RSX	Matrix Aurora, welded and machined, clear anodized, 32 hole	Continental Super Sport, 700 x 23c	Shimano RSX Dual Pivot	Gloss Judy Yellow w/Blue decals	21.5lbs/9.8kg
47, 50, 52, 54, 56, 58, 60, 62cm	Easton EA60 ProGram tapered aluminum main tubes, Trek aluminum lugs, Easton tapered aluminum stays	Trek taper gauge Cro-Moly aero unicrown	Shimano RSX w/STI Dual Control shifters & RX100T front derailleur	Shimano RSX, sealed	Matrix Aurora, welded and machined, anodized, 32 hole	Continental Super Sport, 700 x 25c	Shimano RSX Dual Pivot	Gloss Deep Purple w/Titanium decals	21.7lbs/9.8kg
17, 19, 21, 23, 25"	Trek Cro-Moly main tubes & stays	Trek touring Cro-Moly w/front rack mounts	Shimano RSX w/STI Dual Control shifters	Shimano STX-RC	Matrix Vapor, welded and machined, 36 hole	Continental Super Sport, 700 x 28c	Shimano STX-RC cantilevers	Gloss Ice Forest Green w/Gold decals	25.7lbs/11.6kg

ROAD TOURING

ENTHUSIAST



	470	420
SIZES	43, 50, 54, 56, 58, 60cm	43, 50, 54, 56, 58, 60cm
FRAME	Trek Cro-Moly main tubes & stays	Trek Cro-Moly main tubes, high tensile steel stays
FORK	Full Cro-Moly	Full Cro-Moly unicrown w/oval blades
DRIVETRAIN	Shimano RSX w/STI Dual Control shifters	SR crankset, Shimano TY30 & Acera-X derailleurs w/300EX down tube shifters
HUBSET	Shimano RSX	Shimano HG50 cassette rear; sealed alloy quick release front & rear
RIMS	Rigida SPH-60 alloy, aero profile, 32 hole	Weinmann 217 alloy, 36 hole
TIRES	Trek Iso Tech 3, 700 x 25c	Trek Iso Tech 2, 700 x 25c
BRAKES	Shimano RSX Dual Pivot	Shimano 300EX w/Dia-Campe BL-07 Aero levers
COLOR	Gloss Ice Red w/Yellow decals	Gloss Dark Blue w/White decals

470

UPGRADES FROM 420:

- Full Cro-Moly frame and fork with double butted main triangle
- Shimano STI Dual Control shifters
- Rigida alloy rims with Trek IsoTech 3 tires

OUR **ENTHUSIAST** ROAD MODELS ARE LIGHTWEIGHT PERFORMERS, TREK DESIGNED FOR SMOOTH, RELIABLE RIDING AND GREAT VALUE. THEY BOAST FEATURES YOU WON'T FIND ON MOST OTHER BIKES IN THIS PRICE RANGE. LIKE FULL CRO-MOLY FRAMES, STI SHIFTING ON THE 470, AND A TRIPLE CHAINRING ON THE 420 TOURING BIKE. AT TREK, ENTRY LEVEL DOESN'T MEAN BARE BONES. IT MEANS PERFORMANCE AT A GREAT PRICE.

420**UPGRADES FROM
DEPARTMENT STORE BIKE:**

- Trek-engineered, high-quality frame with lifetime warranty
- Offered in 6 sizes
- Shimano and other high-quality components
- Professional assembly and service

**FOR MORE****INFORMATION****HANDS ON STEEL**

28/29

FIT AND SIZING

36/37

WORLD OF TREK

46/53

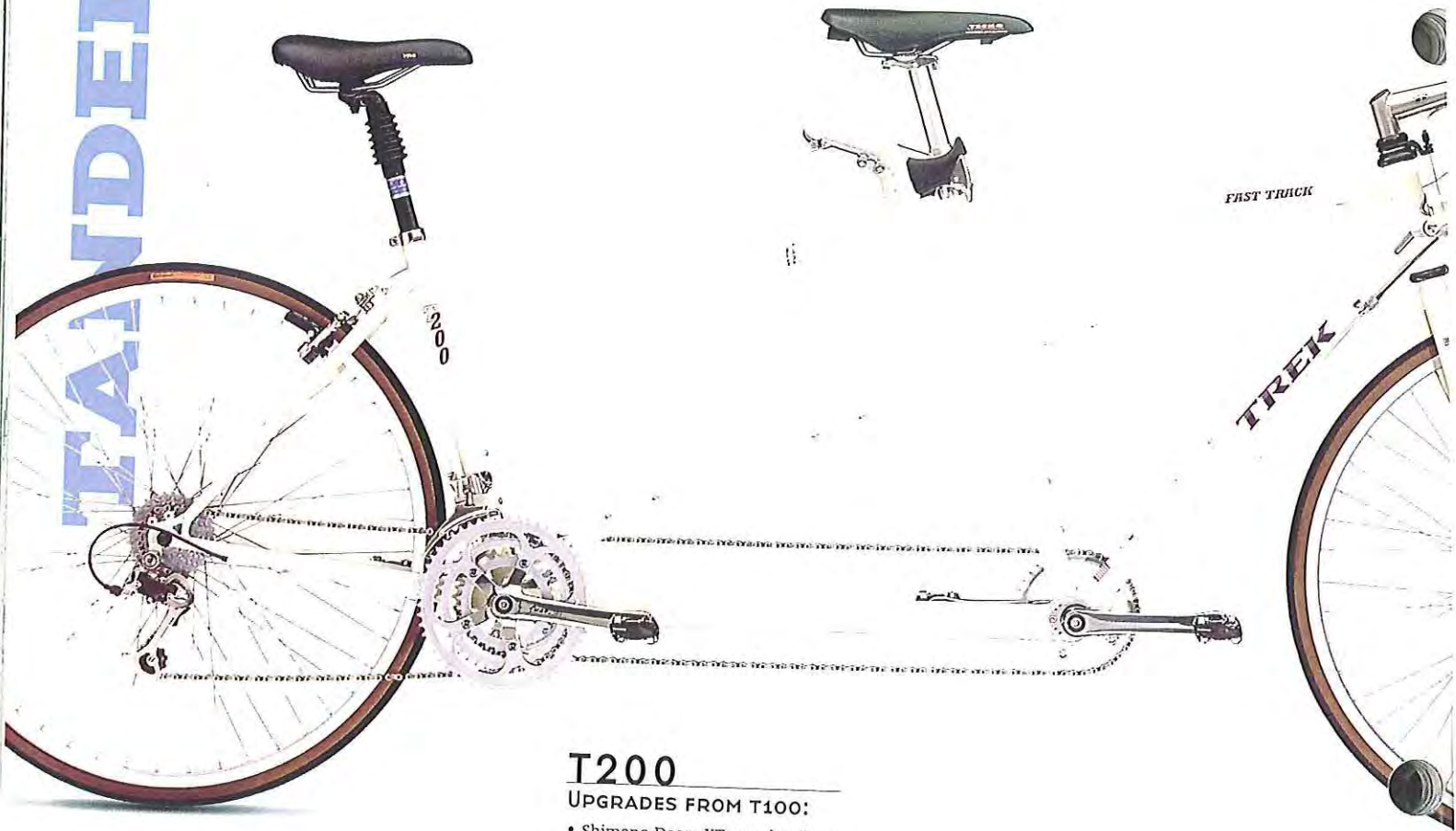
SHIMANO

84/93

TANDEM

PERFORMANCE

\$1200-\$2500



T200

UPGRADES FROM T100:

- Shimano Deore XT rear derailleur with 105SC STI Dual Control shifters for triple chainring
- Shimano Deore XT brakeset
- Shimano SPD M535 clipless pedals
- Suspension stoker seatpost

FOR MORE INFORMATION

HANDS ON STEEL

28 29

WORLD OF TREK

46 53

SHIMANO

84 93

	SIZES	FRAME	FORK	DRIVETRAIN	HUBSET	RIMS	TIRES	BRAKES	COLOR
T200	50/47, 54/50, 57/47, 58/53cm	Trek True Temper custom butted tandem Cro-Moly main tubes, True Temper tapered tandem Cro-Moly stays	Trek butted Special Taper gauge tandem Cro-Moly	Sugino Fuse crankset, Shimano 105SC & Deore XT 8spd derailleurs w/105SC STI Dual Control shifters	Shimano Deore XT tandem	Bontrager Clyde alloy, 700c, 48/48 hole	Continental Super Sport, 700 x 28c	Shimano Deore XT cantilevers w/Dia-Compe 287 tandem levers	Gloss Cream w/Indigo decals
T100	50/47, 54/50, 57/47, 58/53cm	Trek True Temper custom butted tandem Cro-Moly main tubes, True Temper tapered tandem Cro-Moly stays	Trek butted Special Taper gauge tandem Cro-Moly	Sugino Fuse crankset, Shimano Deore LX derailleurs w/Grip Shift SRT 400 shifters	Shimano STX tandem	Bontrager Clyde alloy, 700c, 48/48 hole	Trek Invert II, 700 x 38c	Shimano STX cantilevers w/Shimano Alivio levers	Gloss Pearl Blue w/Silver decals

PERFORMANCE
\$1200-\$2500

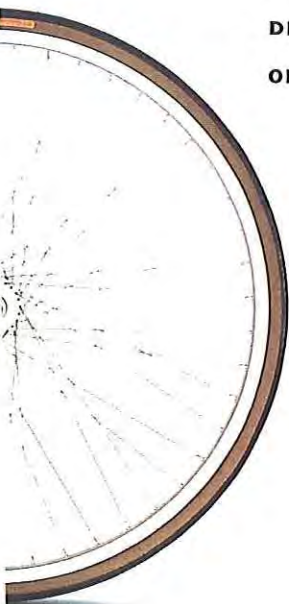
TANDEMIS

TREK TANDEMIS ARE A RIDE APART FROM THE REST. THEY START WITH LIGHTWEIGHT, HANDCRAFTED FRAMES BASED ON OUR ROAD DESIGNS. BUT WE ADD AN EXTRA BACKBONE — AN ELLIPTICALLY SHAPED, OVER-SIZED TUBE THAT BOLSTERS THE FRAME DIAGONALLY. OUR UNIQUE DESIGN MINIMIZES LATERAL FRAME FLEX UNDER DOUBLE WEIGHT AND PEDAL FORCES, DELIVERING PEAK RIDING EFFICIENCY. GREAT DRIVETRAIN AND SHIFTING COMPONENTS TOP IT OFF WITH SMOOTH OPERATION FOR UNPARALLELED **TANDEM PERFORMANCE.**

T100

UPGRADES FROM
ENTRY LEVEL TANDEM:

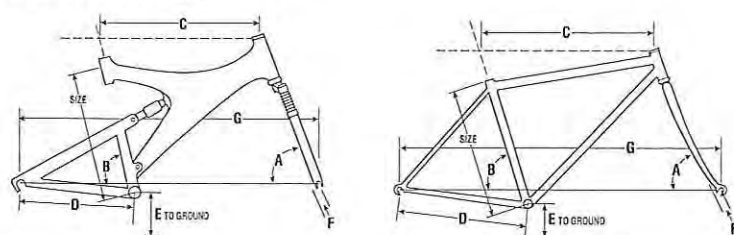
- U.S. built, high-quality Trek frame with lifetime warranty
- Shimano Deore LX components
- Grip Shift SRT 400 shifters
- Professional assembly and service



SPECIFICATIONS

	OFF ROAD BIKES												
	COMPETITION ELITE		COMPETITION			HIGH PERFORMANCE			PERFORMANCE				
	Y Five-0	Y33	Y22	Y11	9800SHX	9700SHX	8500SHX	Y5	Y3	8000SHX	970SHX	7000SHX	
FRAMESETS	S, M, L	S, M, L	S, M, L	S, M, L	15, 16.5, 18, 19.5, 21"	15, 16.5, 18, 19.5, 21"	14.5, 16.5, 18, 19.5, 21"	S, M, L	S, M, L	14.5, 16.5, 18, 19.5, 21"	13, 16.5, 18, 19.5, 21, 22.5"	14, 16.5, 18, 19.5, 21"	
COLORS	Red, White, Blue Special Edition w/Red decals	Classic Buffed Nude w/Yellow decals and Polished Aluminum Rear Triangle	Gloss Cream w/Black decals and Polished Aluminum Rear Triangle	Gloss Ice Inkwell Blue w/Silver decals and Polished Aluminum Rear Triangle	Gloss Nude w/Slate Blue/Red decals	Gloss Ice Inkwell Blue w/Red/Yellow decals	Gloss White w/Blue/black decals	Polished Aluminum w/Yellow decals and Gloss Black Rear Triangle	Gloss Ice Red w/Cream decals and Gloss Cream Rear Triangle	Dry Brushed Aluminum w/Yellow decals	Dry Titanium w/Red decals	Gloss Ice Inkwell Blue w/Cream decals	
MAIN TUBES	Trek OCLV carbon	Trek OCLV carbon	Trek OCLV carbon	Trek OCLV carbon	Trek OCLV carbon	Trek OCLV carbon	Easton EA70 ProGram tapered aluminum	Trek 6061 T6 aluminum	Trek 6061 T6 aluminum	Easton EA60 ProGram tapered aluminum	True Temper triple butted Cro-Moly	Easton EA60 ProGram tapered aluminum	
STAYS	6061 T6 aluminum, TIG welded unified rear triangle	6061 T6 aluminum, TIG welded unified rear triangle	6061 T6 aluminum, TIG welded unified rear triangle	6061 T6 aluminum, TIG welded unified rear triangle	Trek OCLV carbon	Trek OCLV carbon	Easton tapered aluminum	6061 T6 aluminum, TIG welded unified rear triangle	True Temper tapered Cro-Moly unified rear triangle	Easton tapered aluminum	True Temper Cro-Moly	Easton tapered aluminum	
REAR SHOCK	Stratos Strata Pro w/separate compression and rebound damping adjustment	Stratos Strata Pro w/separate compression and rebound damping adjustment	Fox Alps 5 air/oil	Fox Vanilla coil-over				Fox Vanilla coil-over	Fox Vanilla coil-over				
FORK	Manitou FS Ti suspension, 76mm travel	Rock Shox Judy SL suspension, 80mm travel	Rock Shox Judy XC suspension, 80mm travel	Rock Shox Indy SL suspension, 75mm travel	Rock Shox Judy XC suspension, 63mm travel	Rock Shox Indy SL suspension, 63mm travel	Manitou SX suspension, 70mm travel	Manitou Pro suspension w/alloy steerer, 65mm travel	Rock Shox Indy C suspension, 63mm travel	Rock Shox Indy SL suspension, 63mm travel	Rock Shox Indy SL suspension, 63mm travel	Rock Shox Indy C suspension, 63mm travel	
HEADSET	Cone Creek Aheadset 1 1/4"	Tange Seiki DL-2 Aheadset 1 1/4"	Tange Seiki DX-2 Aheadset 1 1/4"	Tange Seiki DX-2 Aheadset 1 1/4"	Tange Seiki DX-2 Aheadset 1 1/4"	Tange Seiki DX-2 Aheadset 1 1/4"	Tange Seiki DX-2 Aheadset 1 1/4"	Tange Seiki DX-2 Aheadset 1 1/4"	Tange Seiki STE Aheadset 1 1/4"	Tange Seiki DX-2 Aheadset 1 1/4"	Tange Seiki DX-2 Aheadset 1 1/4"	Tange Seiki STE Aheadset 1 1/4"	
DRIVETRAIN													
CRANKSET	Shimano XTR 48/34/24	Shimano Deore XT 4 arm 42/32/22	Shimano Deore LX 4 arm 42/32/22	Shimano STX-RC 42/32/22	Shimano Deore LX 4 arm 42/32/22	Shimano STX-RC 42/32/22	Shimano Deore XT 4 arm 42/32/22	Shimano STX-RC 42/32/22	Shimano Alivio 42/34/24	Shimano STX-RC 42/32/22	Shimano Deore LX 4 arm 42/32/22	Shimano STX 42/32/22	
FRONT DERAILLEUR	Shimano XTR, top pull	Shimano Deore XT, top pull	Shimano Deore LX, top pull	Shimano Deore LX, top pull	Shimano Deore LX, top pull	Shimano Deore LX, top pull	Shimano Deore XT, top pull	Shimano Deore LX, top pull	Shimano Alivio, top pull	Shimano STX-RC, top pull	Shimano Deore XT, top pull	Shimano STX, top pull	
REAR DERAILLEUR	Shimano XTR	Shimano Deore XT SGS	SRAM ESP 9.0	Shimano Deore LX SGS	SRAM ESP 9.0	Shimano Deore LX SGS	Shimano Deore XT SGS	Shimano Deore LX SGS	Shimano Alivio	Shimano Deore XT SGS	Shimano Deore XT SGS	Shimano STX-RC SGS	
SHIFTERS	Shimano XTR Rapidfire SL	Shimano Deore XT Rapidfire SL	Grip Shift ESP 900	Shimano Deore LX Rapidfire SL	Grip Shift ESP 900	Shimano Deore LX Rapidfire SL	Shimano Deore XT Rapidfire SL	Shimano STX-RC Rapidfire SL	Grip Shift SRT 400	Grip Shift SRT 800 X-Ray	Shimano Deore LX Rapidfire SL	Shimano STX-RC Rapidfire SL	
FREEWHEEL	Shimano XTR 12-32, 8spd	Shimano Deore XT 11-30, 8spd	Shimano HG70 11-30, 8spd	Shimano HG70 11-30, 8spd	Shimano HG70 11-30, 8spd	Shimano HG60, 8spd	Shimano Deore XT 11-30, 8spd	Shimano HG60, 8spd	Shimano LG50 11-30, 7spd	Shimano HG60, 8spd	Shimano HG70 11-30, 8spd	Shimano HG60, 8spd	
CHAIN	Shimano I690	Shimano I690	Shimano I670	Shimano I670	Shimano I670	Shimano I651	Shimano I690	Shimano I670	I631	Shimano I670	Shimano I670	I631	
WHEELS													
HUBSET	Shimano XTR front and rear	Shimano Deore XT rear; System 3 suspension hub front	Shimano Deore XT rear; System 3 suspension hub front	Shimano Deore LX rear; System 3 suspension hub front	Shimano Deore XT rear; System 3 suspension hub front	Shimano STX-RC rear; System 2 suspension hub front	Shimano Deore XT rear; System 3 suspension hub front	Shimano STX-RC rear; System 2 suspension hub front	Shimano Alivio, sealed mechanism rear; System 1 suspension hub front	Shimano Deore LX rear; System 2 suspension hub front	Shimano Deore LX rear; System 3 suspension hub front	Shimano STX-RC rear; System 1 suspension hub front	
SPOKES	DT 14/156 butted stainless w/alloy nipples	DT 14/156 butted stainless w/alloy nipples	DT 14/156 butted stainless w/alloy nipples	DT 14/156 butted stainless	DT 14/156 butted stainless w/alloy nipples	DT 14/156 butted stainless w/alloy nipples	DT 14/156 butted stainless w/alloy nipples	DT 14G stainless	DT 14G stainless	DT 14/156 butted stainless	DT 14/156 butted stainless w/alloy nipples	DT 14/156 butted stainless w/alloy nipples	
RIMS	Matrix Swami, welded and machined, 32 hole	Matrix Swami, welded and machined, titanium color, 32 hole	Matrix Swami, welded and machined, titanium color, 32 hole	Matrix Swami, welded and machined, 32 hole	Matrix Swami, welded and machined, 32 hole	Matrix Swami, welded and machined, 32 hole	Matrix Swami, welded and machined, 32 hole	Matrix Swami, welded and machined, 32 hole	Matrix Guru, welded and machined, 32 hole	Matrix Swami, welded and machined, 32 hole	Matrix Swami, welded and machined, 32 hole	Matrix Guru, welded and machined, 32 hole	
TIRES	Continental Navigator Pro front 26 x 1.9"; Traction Pro rear 2.0", Kevlar beads	Continental Navigator Pro front 26 x 1.9"; Traction Pro rear 2.0", Kevlar beads	Panaracer Duster II front and rear, Kevlar beads, 26 x 2.1"	Panaracer Duster II front and rear, Kevlar beads, 26 x 2.1"	Continental Navigator Pro front 26 x 1.9"; Traction Pro rear 2.0", Kevlar beads	Panaracer Duster II, Kevlar beads, 26 x 2.1"	Continental Navigator Pro front 26 x 1.9"; Traction Pro rear 2.0", Kevlar beads	Tioga Psycho-K front; TT rear, Kevlar beads, 26 x 1.95"	Tioga Psycho-K front; TT rear, Kevlar beads, 26 x 1.95"	Panaracer Duster II, Kevlar beads, 26 x 2.1"	Continental Navigator Pro front 26 x 1.9"; Traction Pro rear 2.0", Kevlar beads	Continental Navigator Pro front 26 x 1.9"; Traction Pro rear 2.0", Kevlar beads	Tioga Psycho-KS front; TTS rear, 26 x 1.95"
OTHER COMPONENTS													
BRAKESET	Shimano XTR V-Brakes w/XTR STI levers	Shimano Deore XT V-Brakes w/XT STI levers	Shimano M600 V-Brakes w/M600 levers	Shimano M600 V-Brakes w/M600 levers	Shimano Deore XT V-Brakes w/M600 levers	Shimano M600 V-Brakes w/M600 levers	Shimano Deore XT V-Brakes w/XTR STI levers	Shimano M600 V-Brakes w/M600 levers	Shimano M600 V-Brakes w/Tektro 376A alloy levers	Shimano M600 V-Brakes w/M600 levers	Shimano M600 V-Brakes w/M600 levers	Shimano M600 V-Brakes w/M600 levers	
PEDALS	Shimano SPD M747 clipless	Shimano SPD M747 clipless	Shimano SPD M535 clipless	Shimano SPD M535 clipless	Shimano SPD M535 clipless	Shimano SPD M535 clipless	Shimano SPD M535 clipless	Shimano SPD M535 clipless	System 1 alloy cage w/clips and straps	System 1 alloy cage w/clips and straps	Shimano SPD M535 clipless	System 1 alloy cage w/clips and straps	
HANDLEBARS/BAR ENDS	Ibis titanium w/System OCLV carbon bar ends	Bontrager Race lite w/System OCLV carbon bar ends	Bontrager Race, 145g w/Bontrager Race bar ends	Bontrager Race, 145g w/Bontrager Race bar ends	Bontrager Race, 145g w/Bontrager Race lite bar ends	Bontrager Race, 145g w/Bontrager Race bar ends	Bontrager Race, 145g w/Bontrager Race lite bar ends	Bontrager Race, 145g w/Bontrager Race bar ends	System 1 ATB, aluminum, 230g w/System 1 bar ends	System 2 ATB, butted aluminum, 170g w/System 2, bar ends	Bontrager Race, 145g w/Bontrager Race bar ends	System 1 ATB, aluminum, 230g w/System 1 bar ends	
STEM	Ibis titanium direct connect	Bontrager forged alloy direct connect	Bontrager forged alloy direct connect	Bontrager forged alloy direct connect	Bontrager forged alloy direct connect	Bontrager forged alloy direct connect	Bontrager forged alloy direct connect	Bontrager forged alloy direct connect	System 1 ATB, forged alloy direct connect	System 2 ATB, forged aluminum direct connect	Bontrager forged alloy direct connect	System 1 ATB, forged aluminum direct connect	
SEATPOST	Bontrager Race lite	Bontrager Race lite	System 2, forged dual-bolt adjustable head	System 1, aluminum micro-adjust	Bontrager Comp	System 1, aluminum micro-adjust	Bontrager Comp	System 1, aluminum micro-adjust	System 1, alloy micro-adjust	System 1, aluminum micro-adjust	System 2, forged dual-bolt adjustable head	System 1, aluminum micro-adjust	
SADDLE	Bontrager, titanium rails, leather cover	San Marco Techno Dynamica, Cro-Moly rails, Trek logo, leather cover	San Marco Techno Dynamica, Cro-Moly rails, Trek logo, leather cover	Bontrager Plus 10, Cro-Moly rails	San Marco Techno Dynamica, Cro-Moly rails, Trek logo, leather cover	Bontrager Plus 10, Cro-Moly rails	San Marco Techno Dynamica, Cro-Moly rails, Trek logo, leather cover	Bontrager Plus 10, Cro-Moly rails	Trek dual density	Bontrager Plus 10 Racing	Bontrager Plus 10, Cro-Moly rails	San Marco Techno Dynamica	
ADDITIONAL COMPONENTS	2 water bottle mounts, remote damping adjuster, shock pump	2 water bottle mounts, remote damping control, shock pump	2 water bottle mounts, shock pump	2 water bottle mounts	2 water bottle mounts	2 water bottle mounts	2 water bottle mounts	2 water bottle mounts	2 water bottle mounts	Rock mounts, 2 water bottle mounts	Rock mounts, 2 water bottle mounts	Rock mounts, 2 water bottle mounts	

Frame Geometries: Full Suspension and Off Road Bikes



Model	Frame Size	A	B	C	D	E	F	G	Trail	Standover
Y Five-0	S	71.0"	73.0"	56.6/23.3	43.0/16.9	31.5/12.4	3.8/1.5	104.6/41.2	7.5/3.0	71.1/28.0
Y33	M	71.0"	73.0"	59.7/23.5	43.0/16.9	31.5/12.4	3.8/1.5	107.2/42.2	7.5/3.0	73.7/29.0
Y22	L	71.0"	73.0"	61.5/24.2	43.0/16.9	31.5/12.4	3.8/1.5	109.5/43.1	7.5/3.0	76.2/30.0
9800SHX	15.0	70.5"	73.0"	55.4/21.8	42.4/16.7	29.8/11.7	3.8/1.5	103.0/40.6	7.9/3.1	72.5/28.0
9700SHX	16.5	70.5"	73.0"	56.5/22.2	42.4/16.7	29.8/11.7	3.8/1.5	104.1/41.0	7.9/3.1	74.5/29.0
	18.0	71.0"	73.0"	59.2/23.3	42.4/16.7	29.7/11.7	3.8/1.5	106.0/41.7	7.7/3.0	76.2/30.0
	19.5	71.0"	73.0"	59.4/23.4	42.4/16.7	29.7/11.7	3.8/1.5	106.5/41.9	7.7/3.0	78.5/30.0
	21.0	71.0"	73.0"	60.0/23.6	42.4/16.7	29.7/11.7	3.8/1.5	107.0/42.1	7.7/3.0	82.0/32.3
8500SHX	14.5	70.5"	73.5"	53.8/21.2	42.4/16.7	29.7/11.7	3.7/1.5	101.9/40.1	7.9/3.1	71.9/28.3
8000SHX	16.5	70.5"	73.0"	57.1/22.9	42.4/16.7	29.8/11.7	3.7/1.5	104.0/40.9	7.9/3.1	74.4/29.0
7000SHX	18.0	71.0"	73.0"	59.2/23.3	42.4/16.7	29.7/11.7	3.7/1.5	106.0/41.7	7.7/3.0	76.2/30.0
7000	19.5	71.0"	73.0"	59.4/23.4	42.4/16.7	29.7/11.7	3.7/1.5	106.5/41.9	7.7/3.0	78.5/30.0
6500SHX	21.0	71.0"	73.0"	60.0/23.6	42.4/16.7	29.7/11.7	3.7/1.5	107.0/42.1	7.7/3.0	82.0/32.3
6500										

SPECIFICATIONS

	6500SHX	6500	930SHX	930	ENTHUSIAST				RECREATION				
	14.5, 16.5, 18, 19.5, 21"	14.5, 16.5, 18, 19.5, 21"	13, 14.5, 18, 19.5, 21, 22.5"	13, 14.5, 18, 19.5, 21, 22.5"	850SHX	850	830SHX	830	820	800	800 Sport	SIZES	
55 Ice Inkwell w/Cream decals	Gloss Ice Red w/Black decals	Gloss Ice Red w/Black decals	Dry Ice Green w/Cream decals	Dry Ice Green w/Cream decals	Dry Ice Blue w/Black decals	Dry Ice Blue w/Black decals	Dry Titanium w/Yellow decals	Gloss Judy Yellow w/Black decals; Gloss Inkwell w/Silver decals	Gloss Red w/Black decals; Gloss Black w/Silver decals	Gloss Bright Silver w/Black decals; Dry Dark Blue w/White decals	Dry Bright Blue w/Black decals; Gloss Ice Green w/White decals	COLORS	
Easton EA60 36mm tapered aluminum	Easton EA60 Program tapered aluminum	Easton EA60 Program tapered aluminum	True Temper double butted Cro-Moly	True Temper double butted Cro-Moly	True Temper double butted Cro-Moly	True Temper double butted Cro-Moly	Cro-Moly	Cro-Moly	Cro-Moly	Cro-Moly	High tensile steel w/outer butted Cro-Moly seat tube	High tensile steel	MAIN TUBES
Easton tapered aluminum	Easton tapered aluminum	Easton tapered aluminum	True Temper Cro-Moly	True Temper Cro-Moly	True Temper Cro-Moly	True Temper Cro-Moly	Cro-Moly	Cro-Moly	High tensile steel	High tensile steel	High tensile steel	STAYS	
													REAR SHOCK
Item 1 full -Moly	Rock Shox Indy C 43mm travel	Trek full Cro-Moly	Rock Shox Indy C suspension, 43mm travel	System 1 full Cro-Moly	Rock Shox Quadra 5 suspension, 48mm travel	Full Cro-Moly	RST 1618 suspension, 51mm travel	Full Cro-Moly	Full Cro-Moly	High tensile steel	High tensile steel	High tensile steel	FORK
1ge Seiki STE subseat 1 1/8"	Tange Seiki STE Aheadset 1 1/8"	Tange Seiki Passage	Dia-Compe ST-2 Aheadset 1 1/8"	VP-H913W, sealed mechanism	VP-H913W, sealed mechanism	VP-H913W, sealed mechanism	VP-H913W, sealed mechanism	VP-H913W, sealed mechanism	VP-H67W, sealed mechanism	VP-H67W, sealed mechanism	VP-H67	HEADSET	
mono STX '32/22	Shimano Alivio 42/34/24	Shimano Alivio 42/34/24	Shimano STX 42/32/22	Shimano STX 42/32/22	Shimano Alivio 42/34/24	Shimano Alivio 42/34/24	Shimano Acera-X 42/34/24	Shimano Acera-X 42/34/24	Shimano Altus CT92 42/34/24	Shimano Altus CT92 42/34/24	SR 48/38/28 w/chaining guard	CRANKSET	
mono STX, pull	Shimano Alivio, top pull	Shimano Alivio, top pull	Shimano STX, top pull	Shimano STX, top pull	Shimano Alivio, top pull	Shimano Alivio, top pull	Shimano Acera-X, top pull	Shimano Acera-X, top pull	Shimano Altus	Shimano Altus	Shimano TY30	FRONT DERAILLEUR	
mono STX-RC	Shimano Alivio	Shimano Alivio	Shimano STX-RC 565	Shimano STX-RC 565	Shimano Alivio	Shimano Alivio	Shimano Alivio	Shimano Alivio	Shimano Alivio	Shimano Altus	Shimano TY22	REAR DERAILLEUR	
mono STX-RC w/diffire SL	Shimano STX Rapidfire SL	Shimano STX-RC Rapidfire SL	Grip Shift SRT 400	Grip Shift SRT 400	Shimano STX Rapidfire SL	Shimano STX Rapidfire SL	Grip Shift SRT 400	Grip Shift SRT 400	Grip Shift MRX 170	Shimano Et-Fire Plus	Grip Shift MRX 170	SHIFTERS	
mono HG60, d	Shimano IG50 11-30, 7spd	Shimano IG50 11-30, 7spd	Shimano HG60, 8spd	Shimano HG60, 8spd	Shimano IG50 11-30, 7spd	Shimano IG50 11-30, 7spd	Shimano HG30 11-28, 7spd	Shimano HG30 11-28, 7spd	Shimano HG30 11-28, 7spd	Shimano HG30 11-28, 7spd	Shimano HG37 14-28, 7spd	FREEWHEEL	
	IG31	IG31	IG31	IG31	IG31	IG31	HG50	HG50	UG50	UG50	UG50	CHAIN	
mono STX-RC r, System 1 tension hub	Shimano Alivio, sealed mechanism rear; aluminum sealed front	Shimano Alivio, sealed mechanism rear; aluminum sealed front	Shimano STX-RC rear; System 1 suspension hub front	Shimano STX-RC rear; System 1 suspension hub front	Shimano Alivio, sealed mechanism rear; aluminum sealed front	Shimano Alivio, sealed mechanism rear; aluminum sealed front	Shimano Acera-X, sealed mechanism rear; aluminum sealed front	Shimano Acera-X, sealed mechanism rear; aluminum sealed front	Shimano Altus QR sealed rear; alloy sealed quick release front	Alloy quick release front and rear	Alloy quick release front; alloy nutted rear	HUBSET	
	DT 14G stainless	DT 14G stainless	Marwi USA 14G stainless	Marwi USA 14G stainless	Marwi USA 14G stainless	Marwi USA 14G stainless	Marwi USA 14G stainless	Marwi USA 14G stainless	14G stainless	14G UCP	14G UCP	SPOKES	
rix Guru, welded and chined, 32 hole	Matrix Guru, welded and machined, 32 hole	Matrix Guru, welded and machined, 32 hole	Matrix Guru, welded and machined, 32 hole	Matrix Guru, welded and machined, 32 hole	Matrix Guru, welded and machined, 32 hole	Matrix Guru, welded and machined, 32 hole	Weinmann S19 alloy, 32 hole	Weinmann S19 alloy, 32 hole	Weinmann S19 alloy, 36 hole	Weinmann S19 alloy, 36 hole	Weinmann S19 alloy, 36 hole	RIMS	
jo Psycho-KS it; TIS rear, 1.95"	Tioga Psycho-KS front; TIS rear, 26 x 1.95"	Tioga Psycho-KS front; TIS rear, 26 x 1.95"	Tioga Psycho-KS front; TIS rear, 26 x 1.95"	Tioga Psycho-KS front; TIS rear, 26 x 1.95"	Trek Kahuna, 26 x 2.1"	Trek Kahuna, 26 x 2.1"	Trek Kahuna, 26 x 2.1"	Trek Kahuna, 26 x 2.1"	Trek Connection, 26 x 1.95"	Trek Connection, 26 x 1.95"	Knobby, 26 x 2.0"	TIRES	
ano M400 ckes w/M400 rs	Shimano Alivio	Shimano Alivio	Shimano M400 V-Brokes w/Tektro 376A alloy levers	Shimano M400 V-Brokes w/Tektro 376A alloy levers	Shimano Alivio	Shimano Alivio	Shimano Acera-X w/Dia-Compe 558 levers	Shimano Acera-X w/Dia-Compe 558 levers	Shimano Altus w/alloy levers	Shimano Altus w/alloy levers	Shimano Altus w/alloy/resin levers	BRAKESSET	
em 1 alloy e w/clips and ps	System 1 alloy cage w/clips and straps	System 1 alloy cage w/clips and straps	System 1 alloy cage w/clips and straps	System 1 alloy cage w/clips and straps	Wellgo LU-945 w/clips and straps	Wellgo LU-945 w/clips and straps	Wellgo LU-945, toe clip attachable	Wellgo LU-945, toe clip attachable	Wellgo LU-945, toe clip attachable	Victor VP-893, toe clip attachable	Victor VP-893, toe clip attachable	PEDALS	
em 1 ATB, 230g	System 1 ATB, alloy, 230g w/System 1 bar ends	System 1 ATB, alloy, 230g	System 1 ATB, aluminum, 230g w/System 1 bar ends	System 1 ATB, aluminum, 230g	Aluminum, 230g	Aluminum, 230g	Steel, 6" bend	Steel, 6" bend	Steel, 5" bend; Women's: 60mm rise	Steel, 5" bend; Women's: 60 mm rise	Steel, 5" bend; Women's: 60 mm rise	HANDLEBARS/ BAR ENDS	
em 1 ATB, ed aluminum t connect	System 1 ATB, forged aluminum direct connect	System 1 ATB, Cro-Moly	System 1 ATB, forged aluminum direct connect	System 1 ATB, Cro-Moly	Cro-Moly ATB	Cro-Moly ATB	Cro-Moly ATB	Cro-Moly ATB	Steel ATB	Steel ATB	Steel ATB	STEM	
em 1, 1mm g-adjust	System 1, alloy micro-adjust	System 1, alloy micro-adjust	System 1, aluminum micro-adjust	System 1, aluminum micro-adjust	Micro-adjust, alloy	Micro-adjust, alloy	Micro-adjust, alloy	Micro-adjust, alloy	Micro-adjust, alloy	Alloy	Alloy	SEATPOST	
Marco Techna mica	Trek dual density	Trek dual density	San Marco Techna Dynamica	San Marco Techna Dynamica	Trek dual density	Trek dual density	Trek dual density	Trek dual density	Trek high density super soft foam	Trek high density super soft foam	Trek high density super soft foam	SADDLE	
mounts, ter bottle nts	Rack mounts, 2 water bottle mounts	Rack mounts, 2 water bottle mounts	Rack mounts, 2 water bottle mounts	Rack mounts, 2 water bottle mounts	Rack mounts, 2 water bottle mounts	Rack mounts, 2 water bottle mounts	Rack mounts, 2 water bottle mounts	Rack mounts, 2 water bottle mounts	Rack mounts, 2 water bottle mounts	Rack mounts, 2 water bottle mounts	Rack mounts, 2 water bottle mounts	ADDITIONAL COMPONENTS	

Bicycles are equipped with components available from sources worldwide. Specifications are subject to change without notice.

Model	Frame Size	A	B	C	D	E	F	G	Trail	Standover
SHX	13.0	71.0"	74.5"	53.7/21.1	43.0/16.9	28.8/11.3	3.8/1.5	102.2/40.2	7.5/3.0	68.7/26.9
SHX	16.5	70.5"	73.5"	56.0/22.0	43.0/16.9	29.5/11.6	3.8/1.5	104.3/41.1	7.8/3.1	72.8/28.7
SHX	18.0	71.0"	73.0"	58.0/22.8	43.0/16.9	29.8/11.7	3.8/1.5	105.5/41.5	7.9/3.0	74.8/29.5
SHX	19.5	71.0"	73.0"	59.0/23.2	43.0/16.9	29.8/11.7	3.8/1.5	106.6/42.0	7.9/3.0	77.4/30.5
SHX	21.0	71.0"	73.0"	60.0/23.6	43.0/16.9	29.8/11.7	3.8/1.5	107.7/42.4	7.9/3.0	81.3/31.9
SHX	22.5	71.0"	72.5"	61.0/24.0	43.0/16.9	30.0/11.8	3.8/1.5	108.4/42.7	7.9/3.0	84.9/33.4
SHX	13.0	70.0"	73.0"	54.0/21.3	43.0/16.9	29.1/11.5	4.3/1.7	102.6/40.4	7.5/3.0	69.4/27.3
SHX	16.5	70.0"	73.0"	55.5/21.9	43.0/16.9	29.3/11.5	4.3/1.7	104.1/41.0	7.5/3.0	71.9/28.3
SHX	18.0	70.5"	72.5"	57.0/22.4	43.0/16.9	29.5/11.6	4.3/1.7	104.9/41.3	7.2/2.8	73.8/29.1
SHX	19.5	70.5"	72.5"	58.0/22.8	43.0/16.9	29.5/11.6	4.3/1.7	105.9/41.7	7.2/2.8	76.7/30.2
SHX	21.0	70.5"	72.5"	59.0/23.2	43.0/16.9	29.5/11.6	4.3/1.7	107.1/42.2	7.2/2.8	80.4/31.7
SHX	22.5	70.5"	72.0"	60.0/23.6	43.0/16.9	29.7/11.7	4.3/1.7	107.8/42.4	7.2/2.8	84.1/33.1
SHX	17W	69.5"	72.5"	53.9/21.2	43.6/17.2	28.3/11.1	4.5/1.8	103.1/40.6	7.6/3.0	64.3/25.4
SHX	20W	70.0"	72.0"	55.4/21.8	43.6/17.2	29.5/11.6	4.5/1.8	104.3/41.1	7.3/2.9	66.4/26.1

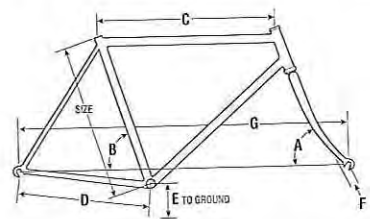
Model	Frame Size	A	B	C	D	E	F	G	Trail	Standover
820	13.5	70.0"	73.0"	54.0/21.3	43.6/17.2	29.1/11.5	4.3/1.7	103.1/40.6	7.5/3.0	68.7/27.0
800	16.5	70.0"	73.0"	55.0/21.7	43.6/17.2	29.3/11.5	4.3/1.7	104.2/41.0	7.5/3.0	71.1/28.0
800 Sport	18.0	70.5"	72.5"	56.0/22.0	43.6/17.2	29.3/11.6	4.3/1.7	104.4/41.1	7.2/2.8	73.1/28.8
	19.5	70.5"	72.5"	57.0/22.4	43.6/17.2	29.3/11.6	4.3/1.7	105.4/41.1	7.2/2.8	75.8/29.8
	21.0	70.5"	72.5"	58.0/22.8	43.6/17.2	29.3/11.6	4.3/1.7	106.4/42.0	7.2/2.8	79.5/31.1
	22.5	70.5"	72.0"	59.0/23.2	43.6/17.2	29.7/11.7	4.3/1.7	107.3/42.2	7.2/2.8	83.2/32.8
	24.0	70.5"	72.0"	60.0/23.6	43.6/17.2	29.7/11.7	4.3/1.7	108.4/42.2	7.2/2.8	86.9/34.2
	17W	69.5"	72.5"	53.9/21.0	43.6/17.2	28.3/11.1	4.5/1.8	103.1/40.6	7.7/3.0	N/A
	20W	69.5"	72.5"	55.4/21.1	43.6/17.2	29.5/11.6	4.5/1.8	104.3/41.1	7.3/2.9	N/A

All dimensions are in centimeters/inches unless otherwise stated.

SPECIFICATIONS

		MULTITRACK BIKES												ROAD BIKES	
		PERFORMANCE		ENTHUSIAST		RECREATION				Cruiser Classic		COMPETITION ELITE			
		UAV2	UAV1	750	730	720	700	700 Sport	Colypso	Men's	Women's	5500	5200		
FRAMESSETS	SIZES	16.5, 18, 20, 22"	16.5, 18, 20, 22"	15, 17, 19, 21, 23"; 17W, 20W	15, 17, 19, 21, 23"; 17W, 20W	15, 17, 19, 21, 23"; 17W, 20W	15, 17, 19, 21, 23"; 17W, 20W	15, 17, 19, 21, 23"; 17W, 20W	17, 20"; 17W	17, 20"	17W	50, 52, 54, 56, 58, 60, 62cm	50, 52, 54, 56, 58"		
	COLORS	Dry Ice Black w/Natural Carbon Tubes w/Silver Decals	Dry Brushed Aluminum w/Black Decals	Gloss Ice Inkwell Blue w/Silver Decals	Gloss Ice Cream w/Blue Decals; Gloss Ice Forest Green w/Titanium Decals	Gloss Garnet Red w/Gold Decals; Gloss Ice Inkwell w/Silver Decals	Gloss Mirror Red w/White Decals; Glass Mirror Black w/Silver Decals	Gloss Baja Blue w/Black Decals	Gloss Pearl White/Gloss Ice Red Fade w/White Decals; Gloss Plum w/Titanium Decals (Women's only)	Dry Ice Royal Blue w/White Decals; Gloss Mirror Black w/Silver Decals	Gloss Ice Teal w/White Decals; Dry Ice Royal Blue w/White Decals	Gloss Nude Carbon w/Silver Decals	Gloss Ice Inkwell Blue w/White Decals		
	MAIN TUBES	Trek butted carbon	Easton Program double butted aluminum	Trek double butted Cro-Moly	Trek double butted Cro-Moly	Cro-Moly	High tensile steel w/Cro-Moly seat tube	High tensile steel	High tensile steel	High tensile steel	High tensile steel	High tensile steel	Trek OCLV carbon	Trek OCLV carbon	
	STAYS	Easton tapered aluminum	Easton tapered aluminum	Cro-Moly	Cro-Moly	High tensile steel	High tensile steel	High tensile steel	High tensile steel	High tensile steel	High tensile steel	High tensile steel	Trek OCLV carbon	Trek OCLV carbon	
	FORK	Monitau suspension w/alloy steerer, 48mm travel	Monitau suspension, 48mm travel	System 1 hybrid Cro-Moly	Full Cro-Moly	Full Cro-Moly	High tensile steel	High tensile steel	High tensile steel	High tensile steel	High tensile steel	High tensile steel	Trek OCLV carbon Air Rail	Trek OCLV carbon Air Rail	
	HEADSET	Tange Seiki DX-2 Aheadset 1 1/8"	Tange Seiki STE Aheadset 1 1/8"	Tange Seiki Passage, 1", sealed	Tange Seiki Passage, 1", sealed	Tange Seiki Passage, 1", sealed	VP-H47W	HP01H	YST HP-665	YST HP-665	YST HP-665	YST HP-665	Tange Seiki VR254, 1", sealed	Tange Seiki VR254, 1", sealed	
DRIVETRAIN	CRANKSET	Shimano Deore LX 42/32/22	Shimano STX-RC 42/32/22	Shimano STX 42/32/22	Shimano Alivio 42/34/24	Shimano Altus CT92 42/34/24	Shimano Altus CT92 42/34/24	SR 48/38/28	One-piece type, 40T	One-piece type, 40T	One-piece type, 40T	Shimano Dura-Ace 53/39	Shimano Ultegra 53/39		
	FRONT DERAILLEUR	Shimano Deore LX, top pull	Shimano STX-RC, top pull	Shimano STX	Shimano Alivio	Shimano Altus CT92	Shimano Altus CT92E	Shimano TY30	N/A	N/A	N/A	Shimano Dura-Ace	Shimano Ultegra		
	REAR DERAILLEUR	Grip Shift ESP 7.0	Grip Shift ESP 5.0	Shimano STX SGS	Shimano Alivio	Shimano Acera-X	Shimano Altus CT92 GS	Shimano TY30 GS	Shimano TY22	N/A	N/A	Shimano Dura-Ace	Shimano Ultegra		
	SHIFTERS	Grip Shift ESP 700	Grip Shift ESP 500	Grip Shift SRT 400	Grip Shift SRT 400	Grip Shift MRX 170	Grip Shift MRX 170	Grip Shift MRX 170	Grip Shift MRX 170	N/A	N/A	Shimano Dura-Ace Dual Control	Shimano Ultegra STI Dual Control		
	FREEWHEEL	Shimano HG701 11-30, 8spd	Shimano HG608E 11-30, 8spd	Shimano IG50 11-28, 7spd	Shimano IG50 11-28, 7spd	Shimano HG30 11-28, 7spd	Shimano HG30 11-28, 7spd	HG37 14-28, 7spd	14-28, 6spd	N/A	N/A	12-23, 9spd	Shimano HG90 12-23, 8spd		
	CHAIN	Shimano 1670	Shimano 1651	Shimano 1631	Shimano 1631	H650	U650	U650	U650	KMC 410, 1/2 x 1/8"	KMC 410, 1/2 x 1/8"	Shimano Dura-Ace 7700	Shimano HG90		
WHEELS	HUBSET	Shimano Deore LX rear; System 3 suspension hub front	Shimano STX-RC rear; System 1 suspension hub front	Shimano R050 rear; Alivio front	Shimano Acera-X w/sealed mechanism	Shimano Alivio w/sealed mechanism	Aluminum, sealed front; quick release front and rear	Alloy, quick release front; nutted rear	Alloy nutted front and rear	Alloy nutted front, Shimano coaster brake rear	Alloy nutted front, Shimano coaster brake rear	Spinegy aluminum w/sealed cassette bearing	Shimano Ultegra		
	SPOKES	DT 14/15G butted stainless	DT 14/15G butted stainless	DT 14G stainless	Marwi USA 14G stainless	Marwi USA 14G stainless	14G UCP	14G UCP	14G stainless	14G stainless	14G stainless	Spinegy carbon fiber	DT 14/15G double butted stainless w/alloy nipples		
	RIMS	Matrix Cosmo, eyeletted, welded and machined, 32 hole	Matrix Vapor, welded and machined, 32 hole	Matrix Vapor, welded and machined, 32 hole	Matrix Vapor, welded and machined, 32 hole	Matrix Vapor, welded and machined, 32 hole	Rigida A526 alloy, US built, 36 hole	Rigida A526 alloy, US built, 36 hole	Rigida A526 alloy, US built, 36 hole	Aluminum alloy, 36 hole	Aluminum alloy, 36 hole	Aluminum alloy, 36 hole	Spinegy aluminum/carbon deep section aero	Marwi USA machined, anodized, 32 hole	
	TIRES	Tioga City Slicker II, 700 x 38c	Tioga City Slicker II, 700 x 38c	Trek Invert II, 700 x 38c	Trek Invert II, 700 x 38c	Trek MultiTrack, 700 x 35c	Trek MultiTrack, 700 x 35c	Trek MultiTrack, 700 x 35c	Whitewall, 26 x 2.0"	Whitewall, 28 x 2.0"	Whitewall, 28 x 2.0"	Whitewall, 28 x 2.0"	Continental Grand Prix, foldable, 700 x 23c	Continental Grand Prix, foldable, 700 x 23c	
OTHER COMPONENTS	BRAKESET	Shimano Alivio w/Tektro 367AP levers	Shimano Alivio w/Tektro 367AP levers	Shimano Alivio w/Tektro 376AP levers	Shimano Alivio w/Tektro 367AP levers	Shimano Altus CT91 w/Tektro 367AP levers	Shimano Altus CT91 w/alloy levers	Shimano Altus CT91 w/alloy levers	Shimano Altus w/alloy/resin levers	Coaster brake rear hub	Coaster brake rear hub	Shimano Dura-Ace	Shimano Ultegra Dual Pivot		
	PEDALS	Shimano SPD M323 clipless/platform	Wellgo clipless/platform	System 1 ATB w/clips and straps	System 1 ATB w/clips and straps	Wellgo LU-945	Wellgo LU-945	Wellgo LU-945	Wellgo LU-945	Steel Cruiser, 700mm width	Steel Cruiser, 700mm width	Steel Cruiser, 700mm width	TTT Ergo Power	System 3 road, alloy	
	HANDLEBARS/BAR ENDS	TTT Lex aluminum rise w/cross bar	TTT Downhill aluminum rise w/cross bar	System 1 ATB, alloy, 230g	System 1 ATB; Women's: 30mm rise	30mm rise	Steel, 5" bend; Women's: 60mm rise	Steel, 60mm rise	Steel, 60mm rise	Steel, 700mm width	Steel, 700mm width	Steel, 700mm width	TTT Synthesis	TTT Synthesis	
	STEM	TTT "Forge Ahead" Forged aluminum direct connect, front loading	TTT "Forge Ahead" Forged aluminum direct connect, front loading	System 1 hybrid Cro-Moly, front loading	System 1 ATB Cro-Moly, front loading	Steel hybrid, front loading	Steel hybrid, front loading	Steel hybrid, front loading	Steel hybrid, front loading	4 bolt BMX type	4 bolt BMX type	4 bolt BMX type	TTT Synthesis	TTT Synthesis	
	SEATPOST	Monitau BodyShock	Polygon Shock Absorber	Micro-adjust, alloy	SP-263 alloy micro-adjust	Micro-adjust, alloy	Steel, chrome plated	Steel	Steel	Steel, chrome plated	Steel, chrome plated	Steel, chrome plated	PM 501	PM 501	
	SADDLE	Selle Bassano Vuelto, Cro-Moly rails, leather cover	Trek dual density	Velo 218	Trek high density foam	Velo 225 with springs	Trek high density foam	Trek high density foam	Trek high density foam	Trek Cruiser, foam padded with steel springs	Trek Cruiser, foam padded with steel springs	Trek Cruiser, foam padded with steel springs	Selle Bassano Vuelto, silver plated Reynolds 531 manganese rails, leather cover	Selle Bassano Vuelto, silver plated Reynolds 531 manganese rails, leather cover	
	ADDITIONAL COMPONENTS	Rack mounts, 2 water bottle mounts	Rack mounts, 2 water bottle mounts	Rack mounts, 2 water bottle mounts	Rack mounts, 2 water bottle mounts	Rack mounts, 2 water bottle mounts	Rack mounts, 2 water bottle mounts	Rack mounts, 2 water bottle mounts	Rack mounts, 2 water bottle mounts	Steel chainguard, kickstand	Steel chainguard, kickstand	Steel chainguard, kickstand	2 water bottle mounts	2 water bottle mounts	

Frame Geometries:
MultiTrack and Road Bikes



Model	Frame Size	A B C D E F G								Trail	Standover
UAV2	16.5	70.5"	73.0"	56.4/22.2	43.0/16.9	30.8/12.1	4.0/1.6	10.3/4.1	7.6/3.0	74.3/29.3	
UAV1	18.0	71.0"	73.0"	57.4/22.6	43.0/16.9	31.1/12.2	4.0/1.6	10.5/4.1	7.3/2.9	76.4/30.1	
	20.0	71.0"	73.0"	57.4/22.6	43.0/16.9	31.1/12.2	4.0/1.6	10.5/4.1	7.3/2.9	79.4/31.3	
	22.0	71.0"	73.0"	58.5/23.0	43.0/16.9	31.3/12.3	4.0/1.6	10.6/4.1	7.3/2.9	83.6/32.9	
	15.0	70.0"	74.0"	54.5/21.5	43.0/16.9	28.1/11.1	5.0/2.0	10.3/4.0	7.3/2.9	65.8/25.9	
750	17.0	70.5"	74.0"	55.0/21.7	43.0/16.9	28.1/11.1	5.0/2.0	10.3/4.0	7.0/2.8	72.8/28.7	
730	19.0	70.5"	74.0"	55.0/21.7	43.0/16.9	28.1/11.1	5.0/2.0	10.3/4.0	7.0/2.8	75.3/29.6	
	21.0	71.5"	75.0"	57.0/22.4	43.0/16.9	28.1/11.1	5.0/2.0	10.4/4.1	6.3/2.5	78.4/30.9	
	23.0	71.5"	75.0"	57.0/22.4	43.0/16.9	28.1/11.1	5.0/2.0	10.5/4.1	6.3/2.5	82.8/32.6	
	17W	70.5"	74.0"	54.8/21.6	43.0/16.9	28.1/11.1	5.0/2.0	10.3/4.0	7.0/2.8	N/A	
	20W	70.5"	73.0"	55.6/21.9	43.0/16.9	28.7/11.3	5.0/2.0	10.3/4.0	7.0/2.8	N/A	
	720	15.0	70.0"	54.5/21.5	43.6/17.2	28.1/11.1	4.0/1.6	10.3/4.0	7.3/2.9	70.2/27.6	
700	17.0	70.5"	74.0"	55.0/21.7	43.6/17.2	28.1/11.1	4.0/1.6	10.3/4.0	7.0/2.8	72.7/28.6	
700 Sport	19.0	70.5"	73.0"	56.0/22.0	43.6/17.2	28.1/11.1	4.0/1.6	10.3/4.0	7.0/2.8	75.0/29.5	
	21.0	71.5"	73.0"	57.0/22.4	43.6/17.2	28.1/11.1	4.0/1.6	10.3/4.0	7.4/2.9	78.1/30.7	
	23.0	71.5"	73.0"	58.0/22.8	43.6/17.2	28.1/11.1	4.0/1.6	10.4/4.1	7.4/2.9	82.6/32.5	
	17W	70.5"	73.0"	53.3/21.0	43.6/17.2	28.1/11.1	4.0/1.6	10.3/4.0	8.0/3.1	N/A	
	20W	71.5"	73.0"	55.6/21.1	43.6/17.2	28.1/11.1	4.0/1.6	10.4/4.1	7.4/2.9	N/A	

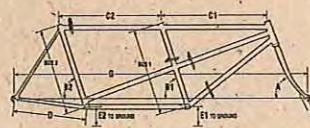
SPECIFICATIONS

TANDEM

COMPETITION		HIGH PERFORMANCE			PERFORMANCE			ENTHUSIAST		TANDEM		SIZES	FRAMESETS
5020	5000	2300	2120	2100	1400	1220	520	470	420	T200	T100		
50, 52, 54, 56, 58, 60, 62cm	50, 52, 54, 56, 58, 60, 62cm	47, 50, 52, 54, 56, 58, 60, 62cm	47, 50, 52, 54, 56, 58, 60, 62cm	47, 50, 52, 54, 56, 58, 60, 62cm	47, 50, 52, 54, 56, 58, 60, 62cm	47, 50, 52, 54, 56, 58, 60, 62cm	17, 19, 21, 23, 25"	43, 50, 54, 56, 58, 60cm	43, 50, 54, 56, 58, 60cm	50/47, 54/50, 57/47, 58/53cm	50/47, 54/50, 57/47, 58/53cm		
Gloss Titanium w/Titanium decals	Gloss Red w/Black decals	Gloss Saturn Silver w/Natural Carbon Tubes w/Ice Red decals	Gloss Ice Forest Green w/Natural Carbon Tubes w/Ice Forest Green decals	Gloss Ice Inkwell Blue w/Natural Carbon Tubes w/Ice Inkwell Blue decals	Gloss Judy Yellow w/Blue decals	Gloss Deep Purple w/Titanium decals	Gloss Ice Forest Green w/Gold decals	Gloss Ice Red w/Yellow decals	Gloss Dark Blue w/White decals	Gloss Cream w/Indigo decals	Gloss Pearl Blue w/Silver decals		COLORS
Trek OCLV carbon	Trek OCLV carbon	Trek butted carbon	Trek butted carbon	Trek butted carbon	Easton ProGram tapered aluminum	Easton EA40 ProGram tapered aluminum	Trek double butted Cro-Moly	Trek double butted Cro-Moly	Trek Cro-Moly	Trek True Temper custom butted tandem Cro-Moly	Trek True Temper custom butted tandem Cro-Moly		MAIN TUBES
Trek OCLV carbon	Trek OCLV carbon	Easton tapered aluminum	Easton tapered aluminum	Easton tapered aluminum	Easton tapered aluminum	Easton tapered aluminum	Cro-Moly	Cro-Moly	High tensile steel	True Temper tapered tandem Cro-Moly	True Temper tapered tandem Cro-Moly		STAYS
System 3 road OCLV carbon	System 3 road OCLV carbon	System 2 road bonded aluminum	System 2 road bonded aluminum	System 2 road bonded aluminum	System 2 road bonded aluminum	Trek taper gauge Cro-Moly aero uncrown	Trek touring Cro-Moly w/front rack mounts	Full Cro-Moly	Full Cro-Moly uncrown w/oval blades	Trek butted Special Taper gauge tandem Cro-Moly	Trek butted Special Taper gauge tandem Cro-Moly		FORK
Tange Seiki COS, 1", sealed	Tange Seiki COS, 1", sealed	Tange Seiki COS, 1", sealed	Tange Seiki COS, 1", sealed	Tange Seiki COS, 1", sealed	Tange Seiki Passage, 1", sealed	Tange Seiki Passage, 1", sealed	Tange Seiki COS, 1", sealed	Tange Seiki Passage, 1", sealed	HP01H, 1"	Tange Seiki Oval	YST, 1 1/4", sealed		HEADSET
Shimano 105SC 52/42/30	Shimano 105SC 53/39	Shimano Ultegra 53/39	Shimano 105SC 52/42/30	Shimano 105SC 53/39	Shimano RX100 53/39	Shimano RSX 46/36/26	Shimano RSX 46/36/26	Shimano RSX 46/36	SR 48/38/28	Sugino Fuse 54/42/30 tandem w/38T timing gear	Sugino Fuse 54/42/30 tandem w/38T timing gear		CRANKSET
Shimano 105SC triple	Shimano Ultegra	Shimano Ultegra	Shimano 105SC triple	Shimano 105SC	Shimano RX100	Shimano RX100T	Shimano RSX	Shimano RSX STI	Shimano TY30	Shimano 105SC	Shimano Deore LX		FRONT DERAILLEUR
Shimano 105GS	Shimano Ultegra	Shimano Ultegra	Shimano 105GS	Shimano 105SC	Shimano RX100	Shimano RSX GS	Shimano RSX GS	Shimano RSX SS	Shimano Acera-X	Shimano Deore XT S65	Shimano Deore LX S65		REAR DERAILLEUR
Shimano 105SC STI Dual Control	Shimano 105SC STI Dual Control	Shimano Ultegra STI Dual Control	Shimano 105SC STI Dual Control	Shimano RX100 STI Dual Control	Shimano RSX STI Dual Control	Shimano RSX STI Dual Control	Shimano RSX STI Dual Control	Shimano RSX STI Dual Control	Shimano 300EX down tube	Shimano 8spd bar end controls	Grip Shift SRT 400		SHIFTERS
Shimano HG70 3-26, 8spd	Shimano HG70 13-26, 8spd	Shimano HG90 12-23, 8spd	Shimano HG70 13-26, 8spd	Shimano HG70 13-26, 8spd	Shimano HG50 11-24, 7spd	Shimano HG50 11-24, 7spd	Shimano HG50 11-28, 7spd	Shimano HG50 11-24, 7spd	Shimano HG50 13-26, 7spd	Shimano HG70 12-28, 8spd	Shimano HG70 12-28, 7spd		FREEWHEEL
Shimano HG70	Shimano HG70	Shimano HG90	Shimano HG70	Shimano HG50	Shimano HG50	Shimano HG50	Shimano HG70	KMC HG50	UG50	Shimano HG90	Shimano HG50		CHAIN
Shimano 105SC	Shimano 105SC	Shimano Ultegra	Shimano 105SC	Shimano RX100	Shimano RSX	Shimano RSX, sealed	Shimano STX-RC	Shimano RSX	Shimano HG50 cassette rear; sealed alloy quick release front & rear	Shimano Deore XT tandem	Shimano STX tandem		HUBSET
T14/15G double butted stainless	DT 14/15G double butted stainless	DT 14/15G double butted stainless	DT 14/15G double butted stainless	DT 14/15G double butted stainless	DT 14/15G double butted stainless	DT 14/15G double butted stainless	DT 14G stainless	14/15G butted stainless	14/15G butted stainless	13/14G stainless	13/14G stainless		SPOKES
Matrix Aurora, welded and machined, clear anodized, 32 hole	Matrix Aurora, welded and machined, clear anodized, 32 hole	Matrix Aurora, welded and machined, clear anodized, 32 hole	Matrix Aurora, welded and machined, clear anodized, 32 hole	Matrix Aurora, welded and machined, clear anodized, 32 hole	Matrix Aurora, welded and machined, clear anodized, 32 hole	Matrix Aurora, welded and machined, clear anodized, 32 hole	Matrix Vapor, welded and machined, 36 hole	Rigid SPH-60 alloy aero profile; 52 hole	Weinmann 217 alloy, 36 hole	Bontager Clyde alloy, 700c, 48/48 hole	Bontager Clyde alloy, 700c, 48/48 hole		RIMS
Continental Grand Sport, 700 x 23c	Continental Grand Prix, foldable, 700 x 23c	Continental Grand Prix, 700 x 23c	Continental Super Sport Ultra, 700 x 25c	Continental Super Sport, 700 x 25c	Continental Super Sport, 700 x 23c	Continental Super Sport, 700 x 25c	Continental Super Sport, 700 x 28c	Trek Iso Tech 3, 700 x 25c	Trek Iso Tech 2, 700 x 25c	Continental Super Sport, 700 x 28c	Trek Invert II, 700 x 38c		TIRES
Shimano 105SC Dual Pivot	Shimano 105SC Dual Pivot	Shimano Ultegra Dual Pivot	Shimano 105SC Dual Pivot	Shimano RX100 Dual Pivot	Shimano RSX Dual Pivot	Shimano RSX Dual Pivot	Shimano STX-RC cantilevers	Shimano RSX Dual Pivot	Shimano 300EX w/Dia-Compe BL-07 Aero levers	Shimano Deore XT cantilevers w/Dia-Compe 287 tandem levers	Shimano STX cantilevers w/Shimano Alivio levers		BRAKESET
Shimano Ultegra SPD clipless	Shimano Ultegra SPD clipless	Shimano Ultegra SPD clipless	Shimano SPD H535 clipless	Shimano SPD H535 clipless	System 2 road w/clips and straps	System 1 road w/clips and straps	System 2 road w/clips and straps	Victor YP-516 w/clips and straps	Victor YP-393 w/clips and straps	Shimano SPD H535 clipless	System 1 ATB w/clips and straps		PEDALS
System 2 road, alloy	System 2 road, alloy	System 2 road, alloy	System 1 road, alloy	System 2 road, alloy	System 2 road, alloy	System 1 road, alloy	System 1 road, alloy	HL DR-98, alloy	HL DR-98, alloy	System 1 road, alloy	System 1 ATB, aluminum, 230g		HANDLEBARS/BAR ENDS
System 2 road, heat treated Cro-Moly	System 2 road, heat treated Cro-Moly	System 2 road, heat treated Cro-Moly	System 1 90° road, Cro-Moly	System 2 road, heat treated Cro-Moly	System 2 road, heat treated Cro-Moly	System 1 90° road, Cro-Moly	System 1 90° road, Cro-Moly	Cro-Moly TiG	Cro-Moly TiG	System 3 90° tandem Cro-Moly front; System 2 Cro-Moly adjustable stoker	System 2 tandem Cro-Moly front; System 2 Cro-Moly adjustable stoker		STEM
PH 501	PH 501	PH 501	System 1, alloy micro-adjust	System 1, alloy micro-adjust	System 1, alloy micro-adjust	System 1, alloy micro-adjust	System 1, alloy micro-adjust	Micro-adjust, alloy	Micro-adjust, alloy	System 2, forged dual-bolt adjustable head front; KEI elastomer suspension stoker	System 1, aluminum micro-adjust front and stoker		SEATPOST
Selle Bassano Delta, Reynolds 531 manganese rails, leather cover	Selle Bassano Vuelta, Reynolds 531 manganese rails, leather cover	San Marco Techno Dynamica, Cro-Moly rails, leather cover	Velo 209, Cro-Moly rails, leather cover	San Marco Techno Dynamica	San Marco Techno Dynamica	Velo 209, Cro-Moly rails, leather cover	Velo 209, Cro-Moly rails, leather cover	Velo 269	Velo 269	San Marco Techno Dynamica, leather cover front; Trek Women's dual density, leather cover stoker	Trek Gel front; Trek Women's dual density stoker		SADDLE
Water bottle mounts	2 water bottle mounts	Rack mounts, 2 water bottle mounts	Rack mounts, 2 water bottle mounts	Rack mounts, 2 water bottle mounts	Rack mounts, 2 water bottle mounts	Rack mounts, 2 water bottle mounts	Repr rack, 6 water bottle mounts, front and rear rack mounts	Rack mounts, 2 water bottle mounts	Rack mounts, 2 water bottle mounts				ADDITIONAL COMPONENTS

All bicycles are equipped with components available from sources worldwide. Specifications are subject to change without notice.

Frame Geometries: Tandems



Model	Frame Size	A	B	C	D	E	F	G	H	I	J	K	L	M	N	O	P	Q	R	S	Trail	Standover	
T200	1:50	72.0"	73.0"	54.0/21.3	43.0/16.9	27.5/10.8	6.0/2.4	173.3/68.2"	4.8/1.9	75.6/29.8													
T100	2:47	73.0"	73.0"	68.9/27.0		27.5/10.8				69.2/27.2													
	1:54	72.0"	73.0"	54.9/21.5	43.0/16.9	27.5/10.8	6.0/2.4	172.7/68.0	4.8/1.9	75.7/29.8													
	2:50	73.0"	73.0"	69.0/27.2		27.5/10.8				75.7/29.8													
	1:57	73.0"	73.0"	55.0/22.0	43.0/16.9	27.5/10.8	5.5/2.2	173.8/68.4	4.7/1.9	79.4/31.3													
	2:47	73.0"	73.0"	68.8/27.0		27.5/10.8				82.6/32.5													
	1:58	73.0"	73.0"	56.5/22.2	43.0/16.9	27.5/10.8	5.5/2.2	175.0/69.2	4.7/1.9	82.5/32.5													
	2:53	73.0"	73.0"	71.0/28.0		28.3/11.1				79.4/31.3													

All dimensions are in centimeters/inches unless otherwise stated.

Trek Pricing: Price ranges listed in this catalog are for reference purposes only. Actual prices are set by individual dealers and may vary.