

# M-TRAX

PERFORMANCE BIKES

97







We're all grown up and living in the real world. So unless you're a mug, we know by now you've got ours and our competitors' brochures all laid out ready to make your decision. Some are going to seduce you with how small and focused to the sport they are, others will sell you the American dream and then you'll get their copywriter's clichés and promises. We'll try to be different. Of course we're going to tell you why we've won the UK National Mountain Bike Championships for the last five years but then that's part of helping you make your decision. The rest is down to the range, the construction, the specs and - let's be real - how much you've got to spend. There's no fooling that if you're looking at the 400 and 450 Titanium, they're a world if not £1,000 apart from the entry level models. That's why we've broken this year's range into four clear sections, five if you count our roadies models at the back. Each section is defined by level of use, frame technology and scale of price. So if you're an elite, you probably won't bother to look at comp and sport, although we think even you'll be surprised at the specs we've built in for the value. On the other hand, if you're just starting out, take a look through the whole range because face

it, it's you that's going to decide your level of performance.



**ELITE TITANIUM TEAM RACE PERFORMANCE** - 400 and 450 'Timec' Titanium - this is the one the champion rides, not a fancy works number disguised to look the same but the real McCoy. Light doesn't get close to describing the 3.3lb plasma arc welded custom drawn Titanium frame, neither does uncompromised handling tell you how sweet it is to ride. With pro-level kit including XT, Mavic rims, X-ray shifters and Magura brakes on the 450 they're both race ready and proven.

**ELITE OPTIMA RACE PERFORMANCE** - 300 and 350 - custom drawn and butted Reynolds Optima tubing goes as close to Titanium as you can get without paying the price. Described by plain talking journalists as 'probably the best lightweight cromoly frame', auto plasma arc welding preserves the material strength and enhances handling not just on straight line but in technical cornering. With triple butted cromoly Spinner forks, race proven ESP system and Deore LX equipment, these are hard tails that can race with the best.

**COMP ENTRY LEVEL RACE PERFORMANCE** - 100, 150, 150S, 200 AND 250 - these four models can start you into some serious pursuits. Either extreme or race riding, you'll find the semi-oversize full cromoly tig welded frames responsive and light. On endurance, we build strength where you'll need it because until your skills are fully perfected, you're going to give the frame a tougher ride than any pro. Kit? Soak it up on the individual pages. Acera X to Deore LX, STIs, Gripshift, Sachs Wavey shifters and the latest Shimano V-brakes. They're all race level component packages.

**SPORT 50 and 80** - everyone starts somewhere and you can bet most of today's race hardened pros started on bikes that wouldn't have come close to these entry models. With a cromoly main frame, cromoly fork and geometry based on the Comp, the 50 and 80 are right to test out your performance, commitment or simply take on some hard leisure riding.

With factory fit Rock Shox suspension fork options available on the elite range category and individual team developed RSP (Raleigh Special Products) components, the new M-TRAX range stands up, out rides and beats comparison.






**"The M-Trax doesn't excel in  
any one category, it shines in all of them"**  
Mountain Biking UK ... March 1996

Back in the dark days, before you and mountain biking were born, there were guys who pushed their stuff on the track, the road and, yes, even the mud. They rode to win serious races and they were serious about the bikes they rode..

Take a look in our trophy room, it's a cycling hall of fame going back through Tour victories and track stars to the beginning of cycling as a sport.

What those guys knew is what you should know - that yes Raleigh make bikes for the masses but we also build for the elite. So let's cut the crap about M-TRAX being great bikes - pity it's a Raleigh - and recognise how much experience counts when you're ready to invest in performance. And just in case you think experience means living in the past, get hold of the fact that the last five years UK Mountain Bike Championships have been won on a M-Trax from Raleigh, the last two courtesy of Barrie Clarke



Go for a close up look at Clarkie's frame and you'll clock this is no one-off works wonder that would cost you your salary but a production M-TRAX Titanium 450. What's more as you work through the range, you'll see Clarkie's and other team riders' influence across the frames and RSP component specification. Because these bikes are spec'd not only by product managers but also by professionals who make their living in the mud, the dust and the heat of competition.

For full spec details, see back of catalogue






Handlebar area



Front wheel area



Saddle and seatpin

**HANDLEBAR AREA** As used by Team Raleigh, Magura hydraulic brakes with T lever blades and Turbo pad adjuster for toolless, on the fly brake pad equalisation.

**FRONT WHEEL AREA** Continental Traction Pro and Navigator Pro tyres are teamed with Mavic 221 rim in Gris Acier anodised finish

**SADDLE AND SEAT PIN** W.T.B. leather saddle. Saddle of the year in MTB Pro's top 12 products of 1996

# ELITE M-TRAX 450 TITANIUM

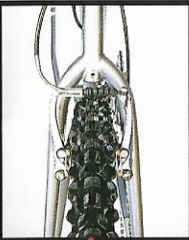


Gripshift **X-RAY SHIFTERS**  
Continental Navigator/Traction Pro tyres  
Shimano Deore XT 24 speed transmission

Magura Raceline hydraulic brakes  
M-Trax series three plasma-arc  
titanium frame

Mavic 221 Gris Acier  
anodised **alloy rims**





Deore XT "V" brakes with "parallel push" linkage to prevent dive-in and maintain uniform pressure along the entire surface of the pad

Rear brakes

ROCKSHOX JUDY SL option available on 450 and 400 titanium Replacement alloy damper cartridge and hand compression adjuster dials for easier tuning. Easton EA70 upper tubes and steerer tube offer dramatic weight reduction. Aluminium hand adjuster dials allow easier tuning of the preload. One piece magnesium lower legs are very stiff and extremely light



# 400 TITANIUM



M-Trax series three plasma-arc titanium frame  
Shimano XT/LX 24 speed transmission


Shimano XT "V" brakes

Mavic 221 Gris Acier anodised alloy rims


WTB SST leather saddle

Continental Navigator/Traction Pro tyres





Chainwheel area



Saddle and seatpin



Front wheel

**CHAINWHEEL AREA** New for '97 re-styled Deore LX 4-Arm chainset  
**SADDLE AND SEATPIN** Selle Royal Extreme saddle in leather. As used by Team Raleigh  
**FRONT WHEEL** Mavic 221 rim in Gris Acier anodised finish are teamed with W.T.B. Velociraptor tyres "the standard by which any other grippy tyre is judged" MTB Pro September 1996

**ELITE**  
**M-TRAX**

**350** OPTIMA  
 LITE



Full Shimano Deore LX groupset  
 Mavic 221 Gris Acier anodised alloy rims  
 M-Trax series two Optima  
 custom butted Cr-mo frame

WTB Velociraptor tyres  
 RSP alloy and Titanium  
 component selection





**REAR WHEEL AREA** Gripshift  
ESP 5.0 8 speed  
rear derailleurs with 1:1  
actuation ratio

Rear wheel area

**ROCKSHOX INDY SL** Option available  
on 350 and 300 Optima Lite.  
Easton EA70 upper tubes and steerer tube  
offer dramatic weight reduction.  
Combination spring  
system (coil/MCU) is now even lighter  
and has a better spring curve. Aluminium  
hand adjuster dials allow easier tuning of the preload



# 300 OPTIMA LITE



W-Trax series two

Optima custom butted Cr-mo frame

Gripshift ESP 5.0 24 speed transmission

Shimano Deore LX 'V' brakes


WTB Velociraptor tyres

Selle Royal Extreme leather saddle

RSP alloy and Titanium

Component Selection





Handlebar area

HANDLEBAR AREA STX-RC 8 speed  
Rapid-Fire Plus shifters with Shimano's  
new Deore LX "V" brake lever  
FRONT BRAKES  
New for '97 Deore LX "V" brakes

Front brakes

# COMP M-TRAX

## 250 CROMOLY



M-Trax series one RSP full Cr-mo frame  
Shimano Deore LX 24  
speed transmission  
Shimano Deore LX 'V' brakes

Mavic 238 anodised alloy rims  
RSP alloy and Titanium  
Component Selection





REAR WHEEL AREA Shimano's STX-RC  
8 speed rear derailleur  
SADDLE AND SEAT PIN New RSP  
competition saddle in simipelle finish

Rear wheel area

Saddle and seatpin

200 CROMOLY



Shimano Alivio/STX-RC 24  
speed transmission

Maxxis direction specific tyres

RSP Titanium 3° bars

RSP Simipelle saddle





Shifters



Rear brakes

**SACHS WAVEY SHIFTERS**  
 Highly rated Sachs Wavey rotational shifters  
**ALIVIO REAR CANTILEVER BRAKES**  
 New style Shimano  
 MC16 Alivio alloy cantilever brakes

**ROCKSHOX INDY C** One piece magnesium lower legs are very stiff and extremely light. Combination spring system, (coil/urethane) giving an improved spring curve and a more lively feel. Hand adjuster dials ensure the rider can easily tune the fork for optional ride quality.



# 150 CROMOLY




Shimano Alivio 21 speed transmission  
 M-Trax series one RSP full  
 Cr-mo frame

Weinmann anodised alloy rims  
 Sachs Wavey rotational shifters

Model available with or  
 without suspension forks





**HANDLEBAR STEM AND SPACERS**

RSP lightweight alloy stem  
now has 15mm of height adjustment  
EF 20 RIGHT HAND SHIFTER Shimano's  
new EZ Fire Plus combined brake and gear levers

Handlebar area

Right hand shifter

**100** *CRROMOLY*



M-Trax series one RSP full  
Cr-mo frame

Shimano Acera-X 21  
speed transmission  
RSP alloy component selection

RSP titanium 3° bars





**HANDLEBAR AREA**  
Lightweight RSP cr-mo stem and bar

..... Handlebar area

# SPORT M-TRAX




Shimano 21  
speed transmission

M-Trax series one  
RSP Cr-mo main frame

Weinmann anodised alloy rims

RSP lightweight Cromoly bar,  
stem and bar-ends





**CHAINSET AREA RSP Chainset**  
with fully  
detachable chainrings

Chainset area

**50** CROMOLY



M-Trax series one RSP Cr-mo main frame  
Shimano Acera-X derailleur  
with EZ fire shifters

RSP Cr-mo  
component selection





**HANDLEBAR CONTROL LEVERS Shimano's RX100**

STI combined brake  
and gear lever for full hands-on  
control

**SADDLE AND SEAT PIN** A saddle with  
Hytrel DuPont, a techno-polymer core which provides  
maximum comfort, stability and ergonomic form

Handlebar area

Saddle and seatpin

**RACE  
M-TRAX**

**400 OPTIMA  
LITE**



M-TRAX series two Optima custom  
butted Cr-mo race frame

Shimano RX100 16 speed  
transmission with

Dual control STI levers

Mavic Open 20 S anodised alloy rims  
Cinelli handlebar, stem and tape set  
Continental Supersport 23c tyres





WHEEL AREA Mavic Open 20 rims  
with UB control  
sidewalls are matched  
with Continental Supersport 23C tyres

..... Front wheel area

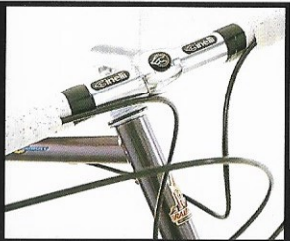
**300** OPTIMA  
LITE



M-TRAX series two Optima custom  
butted Cr-mo race frame  
Shimano RX100/RSX 14 speed transmission  
with Dual control STI levers  
Mavic Open 20 S anodised alloy rims

.....  
Cinelli handlebar, stem and tape set  
Continental Supersport 23c tyres





**HANDLEBAR AREA** The one and only  
Cinelli Touch  
bar and X/E stem

..... Handlebar area


**200** *CRROMOLY*



M-TRAX series one double  
butted Cr-mo race frame  
Shimano RSX/300EX 14 speed transmission  
with Dual control STI levers

Mavic GXP 10 anodised alloy rims  
Cinelli handlebar, stem and tape set  
Continental Sport 23c tyres





**BRAKES** Tektro  
dual pivot brakes give  
superb stopping power

Brakes

**100** *CRROMOLY*



M-TRAX series one double  
butted Cr-mo race frame  
Shimano RSX/300EX 14 speed transmission

Mavic CXP 10 anodised alloy rims  
Cinelli handlebar, stem and tape set  
Continental Sport 23c tyres



MODEL	450 ELITE	400 ELITE	350 ELITE	300 ELITE	250 COMP	200 COMP	150 COMP	150S COMP	100 COMP	80 SPORT	50 SPORT
FRAME	M-Trax series three plasma-arc titanium	M-Trax series three plasma-arc titanium	M-Trax series two Optima custom butted cr-mo	M-Trax series two Optima custom butted cr-mo	M-Trax RSP full cr-mo series one frame	M-Trax RSP full cr-mo series one frame	M-Trax RSP full cr-mo series one frame	M-Trax RSP full cr-mo series one frame	M-Trax RSP full cr-mo series one frame	M-Trax RSP cr-mo main frame	M-Trax RSP cr-mo main frame
FORK OPTION 1	Spinner triple butted cr-mo	Spinner triple butted cr-mo	Spinner triple butted cr-mo	Spinner triple butted cr-mo	Semi-taper cr-mo uncrown	Semi-taper cr-mo uncrown	Semi-taper cr-mo uncrown	Rockshox Indy XC suspension	Semi-taper cr-mo uncrown	Semi-taper cr-mo uncrown	Semi-taper cr-mo uncrown
FORK OPTION 2	Rockshox Judy SL	Rockshox Judy SL	Rockshox Indy SL	Rockshox Indy SL							
HEADSET	Dia-Compe dia-tech threadless	Dia-Compe dia-tech threadless	Dia-Compe dia-tech threadless	Dia-Compe dia-tech threadless	Dia-Compe dia-tech threadless	Dia-Compe dia-tech threadless	Dia-Compe dia-tech threadless	Dia-Compe dia-tech threadless	Dia-Compe dia-tech threadless	Steel	Steel
BB SET	Shimano BBUN72E	Shimano BBUN52E	Shimano BBUN52E	Shimano BBLP26E	Shimano BBUN52	Shimano BBLP26	Shimano BBLP26	Shimano BBLP26	Shimano BBLP26	Cartridge	Cartridge
CRANKSET	Shimano Deore XT 42/32/22T 4 arm	Shimano Deore LX 42/32/22T 4 arm	Shimano Deore LX 42/32/22T 4 arm	Shimano STX 42/32/22T	Shimano Deore LX 42/32/22T 4 arm	Shimano Alivio 42/34/24T	Shimano Alivio 42/34/24T	Shimano Alivio 42/34/24T	Shimano Acera-X 42/34/24T	RSP Alloy 42/34/24T	RSP Alloy 42/34/24T
FREEWHEEL	Shimano HG701 11-28T 8 speed	Shimano HG701 11-28T 8 speed	Shimano HT701 11-28T 8 speed	Shimano HG601 11-28T 8 speed	Shimano HG601 11-28T 8 speed	Shimano HG601 11-28T 8 speed	Shimano IG50 11-28T 7 speed	Shimano IG50 11-28T 7 speed	Shimano HG50 11-28T 7 speed	Cassette 12-28T 7 speed	Cassette 12-28T 7 speed
RR DER	Shimano Deore XT	Shimano Deore XT	Shimano Deore LX	Gripshift ESP 5.0	Shimano Deore LX	Shimano STX-RC	Shimano Alivio	Shimano Alivio	Shimano Acera-X	Shimano Alivio	Shimano Acera-X
FT DER	Shimano Deore XT	Shimano Deore LX	Shimano Deore LX	Shimano STX	Shimano Deore LX	Shimano STX	Shimano Alivio	Shimano Alivio	Shimano Acera-X	Shimano Acera-X	Shimano Altus
BRAKES	Magura raceline	Shimano Deore XT 'V'	Shimano Deore LX 'V'	Shimano Deore LX 'V'	Shimano Deore LX 'V'	Shimano Alivio	Shimano Alivio	Shimano Alivio	Shimano Altus	Shimano Altus	Shimano Altus
LEVERS	Magura raceline	Shimano Deore XT 'V'	Shimano Deore LX 'V'	Shimano Deore LX 'V'	Shimano Deore LX 'V'	Shimano Alivio	Shimano Alivio	Shimano Alivio	Shimano	Tektro	Shimano
SHIFTERS	Gripshift X-ray	Shimano Deore LX rapid fire plus	Shimano Deore LX rapid fire plus	Gripshift ESP 500	Shimano STX-RC rapid fire plus	Shimano STX-RC rapid fire plus	Sachs Wavey	Sachs Wavey	Shimano EF20 EZ Fire	Gripshift MRX 170	Shimano EF20 EZ Fire
BAR	RSP titanium 3°	RSP titanium 3°	RSP titanium 3°	RSP titanium 3°	RSP titanium 3°	RSP titanium 3°	RSP titanium 3°	RSP titanium 3°	RSP titanium 3°	RSP cr-mo	RSP cr-mo
STEM	RSP alloy 2 bolt	RSP alloy 2 bolt	RSP alloy 2 bolt	RSP alloy 2 bolt	RSP alloy 2 bolt	RSP alloy 2 bolt	RSP alloy 2 bolt	RSP alloy 2 bolt	RSP alloy 2 bolt	RSP cr-mo	RSP cr-mo
BAR ENDS	RSP alloy 1 piece	RSP alloy 1 piece	RSP alloy 1 piece	RSP alloy 1 piece	RSP alloy 1 piece	RSP alloy 1 piece	RSP alloy 1 piece	RSP alloy 1 piece	RSP alloy 1 piece	RSP alloy	RSP alloy
RIM	Mavic 221 GA alloy	Mavic 221 GA alloy	Mavic 221 GA alloy	Mavic 238 alloy	Mavic 238 alloy	Weinmann 519 alloy	Weinmann 519 alloy	Weinmann 519 alloy	Weinmann 519 alloy	Weinmann 519 alloy	Weinmann 519 alloy
HUBS	Shimano Deore XT QR	Shimano Deore LX QR	Shimano Deore LX QR	Shimano STX-RC QR	Shimano Deore LX QR	Shimano STX-RC QR	Shimano Acera-X QR	Shimano Acera-X QR	Shimano alloy QR	Shimano alloy QR	RSP alloy QR
SPOKES	DB Stainless	DB Stainless	DB Stainless	DB Stainless	Stainless	Stainless	Stainless	Stainless	Stainless	Stainless	Stainless
TYRES FT	Continental Navigator pro	Continental Navigator pro	WTB Velociraptor	WTB Velociraptor	Maxxis direction specific	Maxxis direction specific	Maxxis direction specific	Maxxis direction specific	Maxxis direction specific	Striker	Striker
TYRES RR	Continental Traction pro	Continental Traction pro	WTB Velociraptor	WTB Velociraptor	Maxxis direction specific	Maxxis direction specific	Maxxis direction specific	Maxxis direction specific	Maxxis direction specific	Trooper	Trooper
SADDLE	WTB SST cr-mo	WTB SST cr-mo	Selle Royal Extreme	Selle Royal Extreme	Selle Royal Extreme	RSP Simipelle	RSP Simipelle	RSP Simipelle	RSP Simipelle	RSP Simipelle	RSP Simipelle
SEAT PIN	RSP 2014 alloy	RSP 2014 alloy	RSP 2014 alloy	RSP 2014 alloy	RSP alloy	RSP alloy	RSP alloy	RSP alloy	RSP alloy	Alloy	Alloy
COLOUR	Polished titanium	Satin titanium	Copper Cromica	Gold Cromica	Amethyst Cromica	Sapphire Cromica	Granite Cromica	Granite Cromica	Polished Cromica	Mirror Green	Satin Silver
SIZES	16", 18", 20", 22"	16", 18", 20", 22"	16", 18", 20", 22"	16", 18", 20", 22"	16 1/2", 18", 20", 22"	16 1/2", 18", 20", 22"	16 1/2", 18", 20", 22"	16 1/2", 18", 20", 22"	16 1/2", 18", 20", 22"	16 1/2", 18", 20", 22"	16 1/2", 18", 20", 22"
WEIGHT*	23 3/4lbs 25 1/4lbs with suspension	23 1/4lbs 24 3/4lbs with suspension	25 1/4lbs 26 1/4lbs with suspension	25 1/4lbs 26 1/4lbs with suspension	26 3/4lbs	26 3/4lbs	27 1/4lbs	28 1/2lbs with suspension	27 3/4lbs	29 1/4lbs	29 1/2lbs

\* All weights are approximate and are based on 18" frame size

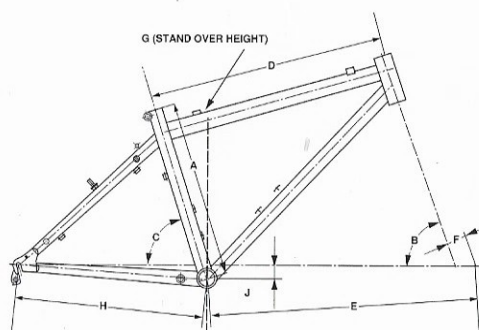


MODEL	400 RACE	300 RACE	200 RACE	100 RACE
FRAME	Optima custom butted cr-mo	Optima custom butted cr-mo	Welded cr-mo double butted main tubes	Welded cr-mo double butted main tubes
FORK OPTION 1	Cr-mo race cast crown powerblades	Cr-mo race cast crown powerblades	Welded powerblades	Welded powerblades
HEADSET	YST	YST	YST	Tange
BB SET	BBUN52	BBUN52	BBLP26	BBLP26
CRANKSET	RX 100 53/42T 170mm, 175mm	RX 100 53/42T 170mm, 175mm	Sugino AC 130 53/42T 170mm 175mm	Sugino AC 130 53/42T 170mm 175mm
FREEWHEEL	HG 70 12-23T 8 speed	HG 50 13-23T 7 speed	HG 50 13-23T 7 speed	HG 50 13-23T 7 speed
RR DER	RX 100	RSX	RSX	RSX
FT DER	RX 100	RX 100	300EX	300EX
BRAKES	RX 100	RSX	RSX	Tektro dual pivot
LEVERS	N/A	N/A	N/A	RSX
SHIFTERS	RX 100 STI levers	RSX STI levers	RSX STI levers	RSX down tube
BAR	Cinelli Touch E 42/44cm to suit	Cinelli Touch E 42/44cm to suit	Cinelli Touch E 42/44cm to suit	Cinelli Touch E 42/44cm to suit
STEM	Cinelli XE 100, 120 130mm to suit	Cinelli XE 100, 120 130mm to suit	Cinelli XE 100, 120 130mm to suit	Cinelli XE 100, 120 130mm to suit
TAPE	Cinelli cork ribbon	Cinelli cork ribbon	Cinelli cork ribbon	Cinelli cork ribbon
RIM	Mavic open 20 S AL 32 hole	Mavic open 20 S AL 32 hole	Mavic CXP10 36 hole	Mavic CXP10 36 hole
HUBS	RX 100 32 hole QR	RSX 32 hole QR	Shimano alloy 36 hole QR	Shimano alloy 36 hole QR
SPOKES	ACI double butted stainless	ACI double butted stainless	Stainless	Stainless
TYRES FT	Continental Supersport 700x23C	Continental Supersport 700x23C	Continental Sport 700x23C	Continental Sport 700x23C
TYRES RR	Continental Supersport 700x23C	Continental Supersport 700x23C	Continental Sport 700x23C	Continental Sport 700x23C
SADDLE	Selle San Marco Dream RSP	Selle San Marco Dream RSP	Selle San Marco Slim RSP	Selle San Marco Slim RSP
SEAT PIN	RSP Alloy	RSP alloy	RSP alloy	RSP alloy
COLOUR	Copper Cromica	Gold Cromica	Amethyst Cromica	Sapphire Cromica
SIZES	54,56 58,60cms	54,56 58,60cms	53,56 59 cms	53,56 59cms
PEDALS	RX 100	RX 100	RX100	RX 100

## GEOMETRIES

### FRAME INFORMATION RELATES TO M-TRAX SPORT 50, 80 COMP 100, 150, 150S, 200, 250

A	B°	C°	D	E	F	G	H	J
16.5"	71°	74°	531	617	44	720	425	32
18"	71°	73°	543	620	44	752	425	32
20"	71°	73°	556	635	44	787	425	32
22"	71°	72°	575	638	44	824	425	32



As we have already stated, designing a great bike means getting the basics right. Getting the basics right means designing and building the frame right. Specifying the right frame for the right user is important, building that frame correctly is paramount.

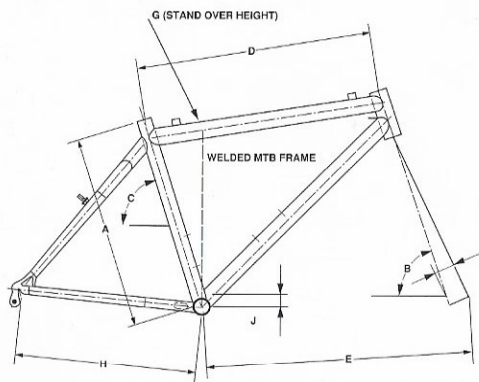
That's why we specify exclusive frames for our bikes, off the shelf designs will not do. Take our RSP full cr-mo MTB race frame for example, credibly light, very stiff and offering a good sensible geometry for optimum ride positioning and designed with features to aid function like S bend chainstays for great tyre clearance and clean triple cable routing for uncluttered derailleur performance.

And why, on our Optima-lite and titanium MTB frames, we employ precision technology to make sure the frame builds perfectly. Precision cut tubing and automatic plasma-arc welding ensures perfect and consistent joints, essential for performance riding. Such accuracy helps us choose the lightest yet strongest materials. Exclusive Reynolds custom butted Optima-lite tubing is the choice on our mid to upper range of MTBs, our passion for this light and stiffest of all cromoly's matched only by your lively ride-lite feel and enjoyment. Whilst our Timec Strength Enhanced Titanium, that lightest and most precious of frame materials, maintains all of its performance ride characteristics via this precise fabrication process.

Our approach to forks remains the same - designed specifically for the task in hand. The Spinner triple butted cromoly race fork is one of the best performance forks in the world, renowned for its responsiveness.

### FRAME INFORMATION RELATES TO M-TRAX ELITE 300, 350, 400, 450

A	B°	C°	D	E	F	G	H	J
16"	70.5°	74°	532	621	42	696	425	32
18"	71°	73°	552	627	42	737	425	32
20"	71°	73°	575	644	42	777	425	32
22"	71.5°	72°	592	650	42	827	425	32





JOHN ARLING CYCLES

140 Far Gosford Street, Coventry CV1 0DY

Tel: (01203) 222997

Fax: (01203) 222987



Custom Built Specialists!



## The Strength of the Name

**ALL THE BICYCLES SHOWN IN THIS CATALOGUE ARE  
AVAILABLE FROM YOUR RALEIGH/M-TRAX STOCKIST**

Raleigh Industries Ltd, Nottingham NG7 2DD, England

Colours printed in this catalogue are as near as possible to the manufactured Raleigh product. For an accurate comparison, we recommend you see the actual product on display at your Raleigh stockist.

Due to our policy of continual improvement, product specification and appearance may change while this catalogue is still in use.

Designed and produced by Cross Hill Conwill.

<http://www.raleighbikes.com>