


1997



LITESPEED
Titanium Bicycles

I have been employed by Hamilton Standard (propellers) for the last 31 years and all of that time has been spent machining and the fabrication of aerospace hardware. With this background I feel well qualified to comment on the workmanship of your frame. You state that you wish to redefine what "state-of-the-art" means. I am convinced that you have truly succeeded in

Your product speaks for itself. My Catalyst is a sweet ride! I love it! I think they're the best bikes on the market. And they're made right there in Chattanooga, TN, USA.

-Alan E. Frost, Atlanta, GA

your goal. The welds on my frame are equal to or better than what I would expect to see on Space Shuttle hardware.

The ride, what is there to say? I have read reviews for years about how unique, how comfortable and how expensive it was to ride a quality titanium frame. Having now experienced that ride I do not know how to describe it, the word awesome comes to mind but does not really do it justice. Perhaps after a few thousand miles I

...Every weld is picture

might be able to fully characterize just how different and wonderful that ride is. The one thing that I can say is that the frame is worth every penny! I now look forward to logging many miles on my Litespeed and I wish to extend to you my gratitude for an outstanding bicycle.

- Bob Kane, Agawam, MA

A PERSONAL COMMITMENT TO QUALITY

AS THE LYNKEY FAMILY, WE WOULD LIKE TO REASSURE EVERY CUSTOMER OF OUR ABSOLUTE COMMITMENT TO BUILDING THE BEST BICYCLES IN THE WORLD. IT'S OUR PASSION, IT'S WHY WE SHOW UP TO WORK EACH DAY. OUR ENTIRE FAMILY IS INVOLVED ON A DAILY BASIS MAKING SURE THAT EVERY BICYCLE THAT LEAVES OUR SHOP IS A REFLECTION OF OUR COMMITMENT TO CYCLING. AND AT DAYS END, OUR REWARD COMES IN THE SATISFACTION OF A JOB WELL DONE.

WHILE WE, AS A FAMILY, TAKE RESPONSIBILITY FOR THE QUALITY OF OUR BICYCLES, WE REALIZE THAT NONE OF THIS WOULD BE POSSIBLE IF IT WERE NOT FOR THE INCREDIBLE WORK ETHIC OF ALL OUR CO-WORKERS. IT IS AN IMMENSELY REWARDING FEELING TO SEE OUR ENTIRE STAFF SHARE OUR LEVEL OF CONCERN AND CARE OVER EACH BIKE THAT GOES OUT THE DOOR.

IN CLOSING, WE WOULD LIKE TO THANK YOU, OUR CUSTOMER, FOR WITHOUT YOU, THIS WONDERFUL ADVENTURE WOULD NOT BE POSSIBLE.



William Lynskey

Julie Lynskey

W. David Lynskey

perfect; smooth and uniform...

- Edward Caldeira, Crofton, MD

Michael Lynskey

Ce & S.

Travis Lynskey

Cheresa L. Pope

THE VORTEX

"This amazing Litespeed...sets the standard by which I'll judge all future dream machines."

Jim Langley, Technical Editor, *Bicycling Magazine*

DETAILS:

- Litespeed exclusive super-light, super-strong 6AL-4V titanium tubeset
- Cold-worked for extra stiffness
- Radial-Stay seatstays
- Available with Shimano Ultegra or Dura-Ace, or Campagnolo Chorus or Record components
- Finish: Traditional Brushed



THE LITESPEED VORTEX IS THE QUINTESSENTIAL DREAM MACHINE. IF YOU'RE AFTER THE WORLD'S LIGHTEST, STIFFEST, AND MOST DURABLE HIGH PERFORMANCE BICYCLE, THIS IS IT. THIS BIKE HAS BROUGHT CYCLING "STATE OF THE THE ART" TO A LEVEL NEVER BEFORE PERCEIVED ACHIEVABLE. UTILIZING THE LITESPEED EXCLUSIVE COLD-WORKED 6AL - 4V TITANIUM TUBESET, WE HAVE CREATED A FRAME THAT, WHILE BEING INCONCEIVABLY LIGHTWEIGHT, MAINTAINS THE STRENGTH NECESSARY FOR HIGH PERFORMANCE.

YOU'VE READ CLAIMS OF "WORLD'S LIGHTEST AND STIFFEST BICYCLE" BY MANUFACTURERS OF CARBON FIBER AND ALUMINUM BICYCLES, BUT THE SIMPLE TRUTH IS THAT THE PHYSICAL PROPERTIES OF THESE MATERIALS CANNOT MATCH THE STRENGTH, DURABILITY, AND FATIGUE LIFE OF COLD-WORKED 6AL - 4V TITANIUM. COMPARE THE DATA YOURSELF (IF YOU CAN FIND ACCURATE PRINTED DATA ON CARBON FIBER). BY USING COLD-WORKED 6AL - 4V TITANIUM, WE DO NOT NEED TO SACRIFICE QUALITY, DURABILITY, AND RELIABILITY IN AN EFFORT TO SAVE WEIGHT.

INSTANTANEOUS ACCELERATION, RAIL-LIKE STABILITY ON DESCENTS, A WELL-BALANCED GEOMETRY AND UNMATCHED CRAFTSMANSHIP. LET'M TRY TO STAY ON YOUR WHEEL.

"The Vortex in our hands was not only light, it was...the lightest bike we'd ever hoisted. Jaw-dropping light, eye-rolling light, impossibly light."

**Rich Carlson,
Editor, *Winning Illustrated***

"Fly up some climbs on this bike, and you'll solve any self-esteem problems you might have."

**Garrett Lai,
Editor, *Bicycle Guide Magazine***

FRAME

Natural Satin is our basic frame finish. It comes standard on the Hiwassee, Obed, Matchez, Catalyst and Tachyon. The satin look is produced by a bead-blasting process performed by hand on each frame. It is very durable and easy to keep clean.

Traditional Brushed is the standard finish on the upper-end frame models. It comes standard on the Ocoee, Owl Hollow, Tellico, Owl Hollow MTS, Machete, Classic, Ultimate, Vortex, Appalachian and Blade. Brushing is produced by a sanding technique which provides a smooth, shiny, striated surface. It is our most durable finish and any nicks and scrapes can be touched up with a little bronze

THE ULTIMATE

“One quick glance at the Ultimate’s swaged and tapered tubes let you know that some heavy R&D went into this frame. To me, the Ultimate was also the most sexy frame...” **Mark Reidy, Bicycle Magazine**

THE LITESPEED ULTIMATE REIGNS AS THE MOST SOUGHT AFTER HIGH PERFORMANCE BIKE IN THE WORLD. A WORLD CHAMPIONSHIP, 3 TOUR DU PONT WINS, STAGE VICTORIES AT THE TOUR DE FRANCE, AND 4 U.S. PRO NATIONAL TITLES ARE UNDISPUTED EVIDENCE OF THE LEVEL OF EXCELLENCE OF THIS BIKE. AND FOR 1997, WE HAVE BROUGHT THE ULTIMATE TO AN EVEN HIGHER LEVEL OF PERFORMANCE WITH THE ADDITION OF INCREASED AERODYNAMICS, STIFFNESS, AND COMFORT.

WE ACHIEVE THESE AMAZING PROPERTIES WITH A UNIQUE AND COMPLEX COMBINATION OF TITANIUM ALLOYS AND TUBE SHAPES. WE START WITH U.S. MADE 3AL - 2.5V SEAMLESS TITANIUM TUBING, AND SPECIALLY COLD-WORK IT IN HOUSE BY SWAGING, TAPERING, BENDING, AND INTERNALLY BUTTING. THESE COLD-WORKING PROCESSES ACTUALLY INCREASE THE STRENGTH LEVELS OF THE TITANIUM TUBING AS MUCH AS 45% WITH NO WEIGHT GAIN. THE ALL NEW RADIAL-STAYS SERVE TWO FUNCTIONS; ENHANCED LATERAL STIFFNESS FOR SHARPER TRACKING, AND VERTICAL COMPLIANCE FOR A MORE COMFORTABLE RIDE. THEN TO TOP IT ALL OFF, WE’VE ADDED THE AERODYNAMIC AND STRENGTH BENEFITS OF OUR HAND-FORMED 6AL - 4V BLADED TITANIUM TUBING IN THE DOWNTUBE.

PRECISE HANDLING, SCREAMING ACCELERATION, WICKED CORNERING, AND TITANIUM ENHANCED RIDER COMFORT, THE LITESPEED ULTIMATE, ONE BIKE THAT LIVES UP TO ITS NAME.



LITESPEED LITESPEED FINISH

wool or scratch pad.
Brilliant Polished is our exclusive high-end finish. Litespeed is the only frame manufacturer to offer such a beautiful, durable finish. It is available as an option on the Ocoee, Classic and Ultimate frame models ONLY. The deep luster of the Polish is produced through an extremely time-consuming, proprietary, multi-step, compounding process. It is not available on the 6Al-4V frames and cannot be applied to frames which have had a different finish originally applied. As with all the finishes, the Polished look can be restored to original quality at the Litespeed factory.

- DETAILS:**
- Litespeed Cold-Worked, Tapered/Butted 3Al-2.5V/6Al-4V titanium tubeset blend
 - Available with Shimano Ultegra or Dura-Ace, or Campagnolo Chorus or Record components
 - Finish: Traditional Brushed or Brilliant Polished
- DIFFERENCES FROM THE CLASSIC:**
- Bladed 6Al-4V Cold-worked downtube
 - Larger diameter Tapered/Butted, ovalized toptube
 - Radial-Stay seatstays and tapered/butted, ovalized and curved chainstays
 - Curving tapered/butted seattube for more aggressive geometry
 - Sculpted, weld-on seatpost binder

THE CLASSIC

DETAILS:

- Litespeed custom tapered/butted 3Al-2.5V titanium tubeset
- Available with Shimano 105SC, Ultegra or Dura-Ace, or Campagnolo Chorus or Record components
- Finish: Traditional Brushed or Brilliant Polished

DIFFERENCES FROM THE CATALYST:

- Cold-worked, tapered/butted toptube
- Braze-on style front derailleur tab
- Welded-on shifter bosses
- More finish options

THE LITESPEED CLASSIC IS A ROAD FRAME THAT COMBINES TRADITIONAL STYLING WITH STATE-OF-THE-ART TECHNOLOGY. THE LITESPEED CUSTOM COLD-WORKED 3AL - 2.5V TITANIUM TAPERED/BUTTED TUBESSET BLENDS WITH OUR CLASSIC ROAD GEOMETRY TO ALLOW THE RIDER TO CARVE TIGHTER CORNERS YET MAINTAIN STRAIGHT LINE STABILITY. THE TAPERED/BUTTED REAR STAYS PROVIDE BOTH LATERAL RIGIDITY AND VERTICAL COMPLIANCE FOR SURE CLIMBING, ACCELERATION AND, OF COURSE, UNMATCHED TITANIUM COMFORT. OUR CRAFTSMEN HAND WORK EACH TUBE, BRAZE-ON, AND DROPOUT TO CREATE A BEAUTIFUL MERGING OF STYLE, STRENGTH, COMFORT, AND VERSATILITY. THE END RESULT IS A HIGH PERFORMANCE BIKE THAT SUITS AN ASPIRING USCF RACER OR JUST AN AGGRESSIVE RIDER WHO ENJOYS LOCAL GROUP RIDES.



LITESPEED LITESPEED

"The workmanship on your welds is absolutely gorgeous. Years ago I was a quality manager at a firm that makes titanium duct systems for aircraft jet engines. We had some of the best titanium welders in the country doing great work. But the workmanship on this frame is incredible! Every weld is picture perfect; smooth and uniform. Even in the tough spots, like where the seat stays meet with the seat tube. One of these days I'm going to ride my bike over to my old company just so they can take a look. I don't know how you did it, but I'm glad you did. Thanks."

THE CATALYST



DETAILS:

- Litespeed cold-worked tapered/butted 3Al-2.5V titanium tubeset • Available with Shimano 105SC, Ultegra, or Dura-Ace, or Campagnolo Chorus or Record components
- Finish: Natural Satin

DIFFERENCES FROM THE NACHEZ:

- Cold-worked, tapered/butted seattube and downtube • Cold-worked, tapered/butted, ovalized chainstays • Welded on seatpost

TRICKLE DOWN TECHNOLOGY IS PERHAPS THE BEST WAY TO DESCRIBE THE NEW LITESPEED CATALYST. FOR 1997, THE EXTRAORDINARY PERFORMANCE LEVELS OF OUR EXCLUSIVE LITESPEED COLD-WORKED AND TAPERED/BUTTED TUBESSET HAVE BEEN MATCHED TO THE CATALYST'S AGGRESSIVE BUT STABLE GEOMETRY. THE RESULT IS SIGNIFICANTLY INCREASED ALL-AROUND PERFORMANCE WITHOUT ANY WEIGHT PENALTY. THE 1997 CATALYST'S GREATER STABILITY, INCREASED ACCELERATION, AND ENHANCED CLIMBING ARE JUST A FEW OF THE REFINED ATTRIBUTES THAT WILL KEEP YOU OFF THE FRONT.

"This is a stiff, light, super out-of-the-saddle sprinter/climber and inherently great at soaking up rough road shock. It's pretty, too, with a gray satin finish and the perfect, sculpted welding that makes any Litespeed a fetish object for the educated cyclist."

Roy M. Wallack,
Men's Journal Magazine

- Edward Caldeira
Crofton, MD



THE NATCHEZ



THE NATCHEZ TRACE NATIONAL SCENIC PARKWAY EXTENDS OVER 500 MILES BETWEEN THE HILLS OF NASHVILLE, TENNESSEE AND THE DELTAS OF NATCHEZ, MISSISSIPPI. FOLLOWING THE 19TH CENTURY TRADE ROUTE OF THE EARLY SETTLERS, THIS ROAD HAS BECOME A FAVORITE WEEKEND GETAWAY AMONG CYCLISTS.

THE LITESPEED NATCHEZ IS AS BEAUTIFUL AND PLEASANT AS IT'S NAMESAKE. OUR AMERICAN MADE, OVER-SIZE 3AL - 2.5V SEAMLESS, CERTIFIED AEROSPACE GRADE TITANIUM YIELDS THE PERFECT COMBINATION OF COMFORT, STIFFNESS, AND DURABILITY. THE SUPER STRENGTH LEVELS AND LONG FATIGUE LIFE OF TITANIUM ALLOW US TO KEEP THE NATCHEZ LIGHTWEIGHT AS WELL AS STRONG. A RESPONSIVE AND PREDICTABLE GEOMETRY FURTHER ENHANCES OVERALL PERFORMANCE.

PRECISE HANDLING, SMOOTH ACCELERATION, EXCELLENT CLIMBING ABILITY, AND UNRIVALED TITANIUM COMFORT ALLOYED WITH SELECT COMPONENTRY MAKE THE NATCHEZ THE BEST QUALITY AND VALUE IN ROAD BIKES ON THE MARKET TODAY.

"The Natchez is a stable platform, ideal for those long days on the road. Bank it into turns and it heels over willingly."

**Garrett Lai, Editor,
Bicycle Guide Magazine**

DETAILS:

• Certified aerospace straight-gauge 3Al-2.5V titanium tubeset • Handmade in Ooltewah, TN • Available with Shimano 105SC or Ultegra components • Finish: Natural Satin

DIFFERENCES FROM THE COMPETITION:

• Highest grade tubing • Finest craftsmanship • Lifetime Warranty

L I T E S P E E D L I T E S P E E D L I T E S P E E D

Litespeed uses only the highest quality U.S. made, Certified Aerospace-grade titanium tubing. We are the largest consumer of titanium tubing in the bicycle industry, therefore, we demand to be sold only the best tubing available. Period. Our competitors have to settle for our leftovers.

What about lower grades? Currently, the aerospace industry is in a growth period, making titanium scarce to

THE APPALACHIAN

THE SOUTHERN APPALACHIAN MOUNTAINS OF OUR REGION HAVE A HIGHLY DIVERSE NETWORK OF RIDING OPPORTUNITIES. ROUTES RANGE FROM THE SCENIC BLUE RIDGE PARKWAY TO MILES AND MILES OF BACK-COUNTRY ROADS AND TRAILS. IN A SINGLE OUTING, ONE CAN ENCOUNTER MULTIPLE SURFACE CONDITIONS. THESE VARYING CONDITIONS

LED US TO DESIGN A BICYCLE THAT WOULD BE A USER FRIENDLY, MULTIPURPOSE MACHINE. USING OUR AMERICAN MADE, OVER-SIZE, 3AL - 2.5V

DETAILS:

- Litespeed custom 3Al-2.5V titanium tubeset
- Mountain style S-bend seatstays and chainstays
- 700c wheels • Clearance for 38mm tires or fenders
- Cantilever brake bosses • Rack braze-ons
- Available with Shimano 105SC Triple/cantilever components • Finish: Traditional Brushed



SEAMLESS, AEROSPACE GRADE TITANIUM TUBESET,

WE'VE CREATED A BICYCLE THAT IS

LIGHT, STIFF, AND DURABLE. THE STRENGTH OF THIS

TUBESET PERMITS HEAVY LOADING AND

BRUTAL POUNDING. A COMFORTABLE,

PREDICTABLE, AND STABLE

GEOMETRY PROVIDES STEADY

GOING ON THE ROAD AND

AGILE HANDLING IN

ROUGH CONDITIONS.

WE'VE

GIVEN THIS BIKE

700C WHEELS WITH SPACIOUS TIRE CLEARANCE,

A SHIMANO 105 TRIPLE COMPONENT GROUP,

CANTILEVER BRAKES, AND RACK MOUNTS.

THIS COMBINATION OF TITANIUM FRAME AND

SELECT COMPONENTS DEFINE A UTILITARIAN

BICYCLE CAPABLE OF TOURING, CYCLO-CROSSING,

COMMUTING, TRAIL-CYCLING, GROCERY-GETTING,

AND ANYTHING ELSE YOU COULD POSSIBLE

DREAM UP TO DO ON A BIKE.

L I T E S P E E D L I T E S P E E D

smaller industries such as cycling. Unlike what our competitors would like you to believe, this means that every bicycle built with U.S. tubing is aerospace grade, not a so-called "sports-grade" which the tube mills simply aren't producing. Foreign tubes, at this point, are still untrustworthy because they have no certification papers. This means there is no way of knowing the alloy composition, impurity levels, or origin of these mysterious tubes.

THE BLADE

THE LITESPEED BLADE IS THE MOST AERODYNAMIC PRODUCTION TIME TRIAL BIKE IN THE WORLD. YEARS OF WIND TUNNEL TESTS, WINNING THE 1995 AND 1996 U.S. NATIONAL TIME TRIAL CHAMPIONSHIPS, AND BEING THE #1 BIKE OF CHOICE FOR THE 1996 SUMMER OLYMPIC GAMES HAS ESTABLISHED IT AS THE UNDISPUTED LEADER IN HIGH-SPEED CYCLING.

FOR 1997, THE MOST IMPORTANT FEATURES OF OUR CUSTOM, PRO-LEVEL, AND OLYMPIC BIKES HAVE EVOLVED TO THE PRODUCTION MODEL. THESE INCLUDE AERODYNAMIC SEATSTAYS, A MORE AERO SEAT CLUSTER, AND A HEADTUBE NOSECONE, ALL FORMED FROM 6AL - 4V TITANIUM SHEET.

THE STRENGTH OF OUR COLD-WORKED 6AL - 4V TITANIUM FORMED INTO A SUPREMELY AERODYNAMIC TUBESSET, WIND TUNNEL PROVEN AERO RIDER POSITION, A 650C WHEEL DESIGN, AND A LEVEL OF RIDER COMFORT THAT ONLY TITANIUM CAN GIVE ALL CONTRIBUTE TO MAKE THE LITESPEED BLADE A NO-COMPROMISE, STATE-OF-THE-ART CHOICE IN HIGH-SPEED DESIGN.



DETAILS:

- Litespeed cold-worked, 6Al-4V Bladed/3Al-2.5V titanium tubing blend
- Headtube nosecone
- 650c wheels
- 78° seattube
- Available with our custom Shimano Ultegra or Dura-Ace Triathlete components
- Finish: Traditional Brushed

The Bottom Bracket Shell should be considered the backbone of the bicycle. The tubes of the frame are merely a truss to support the forces placed on the bottom bracket. For this reason, Litespeed demands that the shell be the best that can be created. While other titanium frame manufacturers use the more easily machinable 3Al-2.5V alloy, we create our part from the harder 6Al-4V stock. The proprietary process requires the very time-consuming machining of

THE TACHYON

SINCE IT'S INCEPTION IN 1990, THE LITESPEED TACHYON HAS MAINTAINED ITS DOMINANCE IN THE WORLD OF TRIATHLON. IT CONSISTENTLY SETS THE STANDARDS OF AERODYNAMICS, RIDER COMFORT, POSITIONING, HANDLING, AND WEIGHT WHICH ALL OTHER TRIATHLON BIKES ATTEMPT TO REACH. FOR 1997, THE TACHYON HAS ONCE AGAIN REDEFINED THE BENCHMARK FOR HIGH LEVEL PERFORMANCE.

AN ALL NEW COLD-WORKED, AERO-OVAL, SEAMLESS 3AL-2.5V TITANIUM TUBESET INSURES THAT THE TACHYON IS MORE AERODYNAMIC, LIGHTER, AND STRONGER THAN EVER BEFORE. A FORWARD SEAT TUBE ANGLE PROVIDES A COMFORTABLE AND AERODYNAMIC RIDER POSITION. THE USE OF 650c (26 INCH) WHEELS FURTHER AIDS IN THE REDUCTION OF WIND DRAG.

COMBINE THIS BICYCLE WITH OUR CUSTOM SPEC'D TRIATHLON COMPONENTRY AND THE END RESULT IS A BICYCLE THAT IS GREATER THAN THE SUM OF ITS PARTS. THE LITESPEED TACHYON DELIVERS SMOOTH, PRECISE, AERODYNAMIC PERFORMANCE AT AN INCOMPARABLE VALUE.

DETAILS:

- Litespeed cold-worked, aero-oval 3Al-2.5V titanium tubeset
- 650c wheels • 78° seattube
- Available with our custom Shimano Ultegra or Dura-Ace Triathlete components • Finish: Natural Satin

a billet of solid titanium bar. Once the blank shell is roughed out, our CNC machines precisely cut away the metal inside and outside, applying the smooth surface, faces, and threads. After welding is complete, the threads are completed and the shell faced to exacting tolerances. Litespeed is the only company to go to such great lengths to create the ultimate backbone for their bicycles.

TITANIUM:

WHY IS TITANIUM THE BEST MATERIAL FOR A BICYCLE FRAME?

THERE ARE MANY REASONS WHY TITANIUM IS THE BEST MATERIAL FOR CYCLING. HOWEVER, THE MAIN REASONS ARE STRENGTH, STIFFNESS, FATIGUE LIFE, LIGHTWEIGHT, MAGICAL RIDE QUALITIES, AND UNMATCHED CORROSION RESISTANCE.



the
ultimate
bicycle
material.

STRENGTH/WEIGHT: ***

THE ALLOYS OF TITANIUM WE USE AT LITESPEED, 3AL-2.5V AND 6AL-4V, HAVE A STRENGTH TO WEIGHT RATIO THAT IS ON AVERAGE 75 PERCENT GREATER THAN THE MOST POPULAR ALUMINUM AND STEEL MATERIALS USED IN CYCLING. THIS AMAZING PROPERTY ALLOWS US TO BUILD BIKES THAT CAN BE SIGNIFICANTLY STRONGER AND LIGHTER.

FATIGUE LIFE:

OUR TITANIUM ALLOYS HAVE A FATIGUE LIFE THAT IS 5 TIMES GREATER THAN STEEL OR ALUMINUM. THIS MEANS THAT YOUR LITESPEED BICYCLE WILL HAVE A MUCH LONGER LIFESPAN THAN OTHER BICYCLES.

WHAT ABOUT TITANIUM COMPARED TO CARBON FIBER?

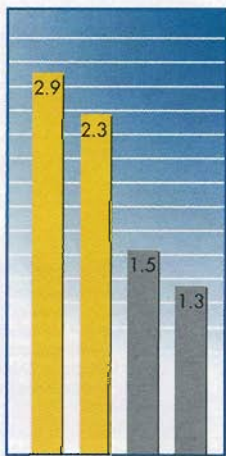
IT IS NEARLY IMPOSSIBLE TO ACCURATELY COMPARE ANY MATERIAL TO CARBON FIBER. THERE ARE TOO MANY UNCONTROLLABLE VARIABLES. CARBON IS DEPENDENT ON HOW MANY STRANDS ARE USED, WHAT DIRECTION ARE THEY WRAPPED, WHAT SHAPES ARE FORMED, AND WHAT TYPE OF GLUE WAS USED TO HOLD THEM TOGETHER. WHILE MANY CARBON FIBER DESIGNS SEEM DURABLE, FEW HAVE LONGER THAN A 5 YEAR WARRANTY.

MAGICAL RIDE QUALITY:

THE MOLECULAR STRUCTURE OF TITANIUM PROVIDES A VERY UNIQUE PROPERTY OF DAMPING VIBRATIONS WITHOUT DEADENING THE OVERALL FEEL OF THE BIKE. LITESPEED TITANIUM BIKES HAVE THE LIVELINESS OF HIGH QUALITY OF STEEL TUBES, THE SHOCK ABSORBENCY OF GOOD CARBON FIBER, AND THE STIFFNESS OF ALUMINUM.

STIFFNESS:

THE FIRST 3AL-2.5V TITANIUM BIKES WERE LIMITED TO THE SMALL TUBE DIAMETERS USED IN THE AEROSPACE INDUSTRY. THESE SMALLER TUBES YIELDED COMFORTABLE, ALBEIT SOMEWHAT FLEXIBLE FRAMES. MODERN DAY TITANIUM BIKES, IF BUILT WITH THE PROPER COMBINATION OF ALLOYS, TUBE SIZES, AND STRUCTURAL DESIGNS, ARE CAPABLE OF BEING MANIPULATED TO ANY LEVEL OF STIFFNESS DESIRED.



6Al-4V Ti ——— Easton Vanille
3Al-2.5V Ti ——— Tange Prestige

*** YIELD STRENGTH/WEIGHT
Comparison of Cycling Tubing Materials

LITESPEED LITESPEED

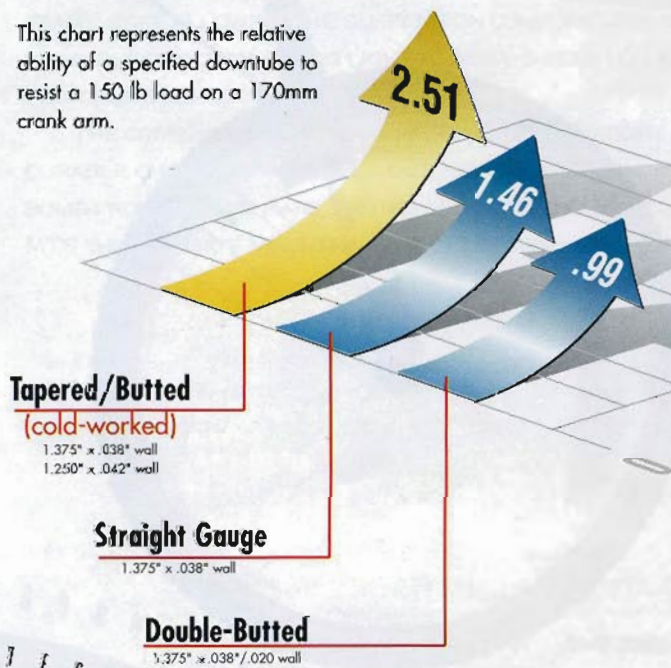
Lites

JUST BEING TITANIUM ISN'T GOOD ENOUGH ANYMORE.



*** STRESS CHART COMPARISON OF COLD-WORKED VS. STANDARD TUBESETS

This chart represents the relative ability of a specified downtube to resist a 150 lb load on a 170mm crank arm.



AT LITESPEED WE HAVE NEVER BEEN SATISFIED WITH ACCEPTING CURRENT TECHNOLOGY. EVERY DAY WE STAY FOCUSED ON APPLYING OUR 40 YEARS OF TITANIUM FABRICATING EXPERIENCE TO ADVANCING THE STATE OF THE ART IN CYCLING TECHNOLOGY. LITESPEED'S ARE NOT JUST "TITANIUM" BICYCLES. WHEN OUR RAW MATERIALS ARRIVE FROM THE MILL, THE REAL WORK BEGINS. OUR EXCLUSIVE PROCESSES OF ENHANCING TITANIUM PERFORMANCE YIELD BICYCLES THAT ARE IN A CLASS BY THEMSELVES.

QUALITY OF MATERIALS:

LITESPEED USES ONLY THE HIGHEST QUALITY, U.S. MADE, CERTIFIED, AEROSPACE GRADE TITANIUM IN EVERY FRAME WE BUILD.

CUSTOM TUBESETS:

EACH AND EVERY FRAME WE MAKE HAS A CUSTOM TUBESET DESIGNED NOT ONLY FOR EACH MODEL, BUT ALSO FOR EACH SIZE AS WELL. EACH TUBE IS SPECIFIED BY SIZE AND STRENGTH LEVEL ACCORDING TO THE RIDERS PERFORMANCE NEEDS.

COLD-WORKED TITANIUM: ***

LITESPEED IS THE ONLY COMPANY IN THE WORLD TO EXTENSIVELY COLD-WORK TITANIUM FOR BICYCLES. COLD-WORKING IS A PROCESS OF SHAPING TITANIUM AT ROOM TEMPERATURE. THE RESULTS OF THIS PROCESS ARE UP TO A 45% INCREASE IN STRENGTH, STIFFNESS, AND HARDNESS OF THE MATERIAL. THIS PROCESS ALLOWS US TO MAKE A BICYCLE FRAME THAT IS STIFFER, STRONGER, AND MORE DURABLE THAN ANY OTHER TITANIUM BICYCLE.

6AL-4V TITANIUM ALLOY:

LITESPEED IS THE ONLY COMPANY IN THE WORLD TO USE THE SUPER-STRONG 6AL-4V TITANIUM ALLOY EXTENSIVELY IN BICYCLES. DUE TO DIFFICULTIES IN MACHINING AND FABRICATION, OTHER COMPANIES ARE LIMITED TO USING THIS ALLOY FOR DROPOUTS, CABLE GUIDES, AND OTHER SMALL PARTS. AT LITESPEED, WE ACTUALLY CREATE TUBING FROM THIS SUPER-STRONG MATERIAL. MOST OF OUR MODELS USE A BLEND OF 6AL-4V AND 3AL-2.5V, AND THE VORTEX AND TELICO FRAMES ARE MADE ENTIRELY FROM THIS ALLOY.

LITESPEED LITESPEED
peed Titanium

THE MACHETE

THE NEW LITESPEED MACHETE IS THE ULTIMATE DOWNHILL RACING MACHINE. IT'S RADICAL NEW DESIGN COMBINES AERODYNAMICS AND MTS SYSTEM SUSPENSION TECHNOLOGY ALLOWING TODAY'S DOWNHILL RACER TO EXCEL IN THIS EXTREME SPORT.



THERE ARE THREE MAJOR CRITERIA THAT A DOWNHILL RACER USES TO EVALUATE THEIR EQUIPMENT: SPEED, CONTROL, AND DURABILITY.

WIND TUNNEL TESTS SHOW THAT AT SPEEDS OF OVER 30 MPH, THE PRIMARY FORCE TO BE OVERCOME BY THE RIDER IS WIND RESISTANCE. OUR YEARS OF AERODYNAMIC TESTING HAVE EVOLVED AN AERO TUBESET SHAPED FOR MINIMAL DRAG AND MAXIMUM SPEED. THE INCREDIBLE SUCCESS OF OUR BLADE TIME TRIAL BIKE (THE FASTEST PRODUCTION BIKE IN THE WORLD) HAS PROVEN THE AERODYNAMIC SUPERIORITY OF THIS TUBESET.

ANY DOWNHILL RUN IS AT BEST CONTROLLED CHAOS. EVEN THOUGH THE RIDER MAY HAVE THE BEST AERODYNAMIC EQUIPMENT, THEY MUST BE ABLE TO MAINTAIN CONTROL OF THE BIKE AS THEY PLUMMET DOWN THE MOUNTAIN SIDE. THE BOMB-PROOF MTS SYSTEM OFFERS A PLUSH 6 FULL INCHES OF REAR WHEEL TRAVEL WHICH ALLOWS THE RIDER TO FLOW OVER EVERY BUMP AND OBSTACLE IN THEIR PATH.

AT 60+ MPH, NO ONE WANTS ANYTHING TO SHATTER, ESPECIALLY NOT YOUR FRAME. THIS TUBESET, BEING COLD-WORKED FROM 6AL - 4V TITANIUM, IS THE STRONGEST, STIFFEST, AND MOST DURABLE TUBESET IN THE WORLD. THE LITESPEED MACHETE HAS REDEFINED THE CUTTING EDGE OF TECHNOLOGY AND WILL ALLOW THE MODERN DOWNHILL RACER TO ATTAIN SPEEDS NEVER BEFORE THOUGHT POSSIBLE.

DETAILS:

- Litespeed cold-worked 3Al-2.5V/bladed 6Al-4V titanium tubeset blend • Available with Shimano XT or XTR components • Finish: Traditional Brushed

DIFFERENCES FROM THE OWL HOLLOW MTS:

- Aerodynamic bladed 6Al-4V titanium front triangle • Downhill geometry intended for front fork with over 4" travel

LITESPEED LITESPEED MTS

The technology of full suspension allows the rider to achieve a level of performance that a rigid bike cannot match. Enhanced control, smoother ride, and a greater margin of safety are all the result of functional full suspension.

The Litespeed MTS (Multiple Travel Suspension) system is an all new fully active rear suspension made up of several key components which work together to create an incredibly smooth, long-travel, durable, stiff, adjustable, suspension design.

Durable • The single pivot utilizes bullet-proof, oversize, sealed cartridge bearings which provide a long, smooth life and zero flex.

Smooth • The pivot location is critical to the Fully Active design of the system. If the pivot is placed too far from the bottom bracket, the suspension will lock-out when the rider is in a standing position. This pivot location also prevents effective seat tube lengths from changing while pedaling.

Stiff • The rear swingarm is fabricated using our oversize 3Al - 2.5V titanium

THE OWL HOLLOW MTS

THE NEW LITESPEED OWL HOLLOW MTS REPRESENTS THE STATE-OF-THE-ART IN FULL SUSPENSION TECHNOLOGY. UTILIZING OUR NEW MTS REAR SUSPENSION SYSTEM, IT IS DESIGNED TO DEAL WITH THE RIGORS OF VARYING CROSS-COUNTRY TERRAIN, THIS BIKE IS ULTRA-LIGHTWEIGHT, STIFF AND DURABLE. COMBINE THESE WONDERFUL PROPERTIES WITH AN ON-THE-FLY DAMPING ADJUSTMENT SYSTEM AND YOU'VE GOT A BIKE THAT PROVIDES SIGNIFICANTLY INCREASED CONTROL IN ALL TYPES OF RIDING CONDITIONS.

AN IMPORTANT CONSIDERATION IN CHOOSING A GOOD FULL-SUSPENSION BIKE IS THAT IT BE STIFF AND LIGHTWEIGHT. NO BETTER MATERIAL EXISTS TO ACCOMPLISH THIS THAN OUR EXCLUSIVE COLD-WORKED 3 AL-2.5V TITANIUM TUBESET. THIS OVERSIZE TUBING KEEPS THE FRAME STIFF ALLOWING THE SUSPENSION COMPONENTRY TO PROPERLY FUNCTION, AND IS LIGHT TO ALWAYS KEEP YOU AT THE FRONT OF THE PACK.

THE COMBINATION OF TITANIUM FOR ITS LIGHTWEIGHT AND DURABLE CHARACTERISTICS AND OUR NEW MTS SYSTEM WITH ITS BOMB-PROOF DESIGN MAKE THE NEW LITESPEED OWL HOLLOW MTS THE ULTIMATE MOUNTAIN BIKE IN THE WORLD.



Multiple Travel System

tubset featuring Asymmetric/S-bend chainstays and Z-bend, 3-dimensional upper stays. This creates a super-stiff drivetrain box. And, since the drivetrain components are mounted to one integral frame member, there is no unwanted suspension induced pedal torque.

MTS • Multiple Travel Suspension. The travel of the rear swing-arm can be adjusted from 4" to 6" by simply changing the mounting position of the adjustable rear shock. This allows the rider to quickly adapt the bike for different riding conditions.

Stratos • The stratos air sprung, oil damped, full-adjustable rear shock perfectly compliments the MTS system. The simple adjustability of this shock makes it an easy task for the rider to modify the spring rate by simply adjusting air pressure. And, a control lever mounted on the handlebar enables the rider to dial-in the rear-shock damping rate, from fully plush to 100% locked-out, truly "On the Fly" adjustable.

DETAILS:

- Litespeed cold-worked 3Al-2.5V titanium tubset • Available with Shimano XT/LX, XT or XTR components • Finish: Traditional Brushed

DIFFERENCES FROM THE MACHETE:


- Traditional cross-country geometry

THE TELLICO

“...an incredibly lightweight bike that will make you a better racer the day you buy it,”

Zapata Espinoza, Editor, Mountain Bike Magazine

WE COULDN'T HAVE SAID IT BETTER OURSELVES. THE LITESPEED TELLICO IS THE LIGHTEST AND MOST DURABLE MOUNTAIN BIKE IN EXISTENCE. THERE ARE CARBON FIBER AND ALUMINUM BIKES THAT ATTEMPT TO MATCH WEIGHTS, BUT THE PHYSICAL PROPERTIES OF THESE MATERIALS SIMPLY CANNOT MATCH THE STRENGTH, DURABILITY, AND FATIGUE LIFE OF 6AL - 4V TITANIUM.



COMPARE THE DATA YOURSELF. AT LITESPEED, WE DO NOT NEED TO SACRIFICE QUALITY AND DURABILITY IN AN EFFORT TO SAVE WEIGHT.

OUR EVOLUTION OF THE SUPERSTRONG 6AL - 4V TITANIUM TUBESET ALLOWS OUR CRAFTSMEN TO CREATE A FRAME THAT HAS REDEFINED THE TERM "LIGHT-WEIGHT". THE INCREDIBLE STRENGTH TO WEIGHT RATIO OF THIS ALLOY INSURES THAT THERE IS ABSOLUTELY NO SACRIFICE IN STIFFNESS, STRENGTH, OR DURABILITY. TO GUARANTEE PRECISE AND STABLE HANDLING, THE TELLICO INCORPORATES CLASSIC CROSS-COUNTRY SUSPENSION SPECIFIC GEOMETRY. THIS COMBINED WITH THE ULTRA-LIGHT 6AL - 4V TUBESET, PRODUCES A BICYCLE THAT ACCELERATES, CLIMBS, AND DESCENDS BETTER THAN ANY OTHER MOUNTAIN BIKE IN THE WORLD.

DETAILS:

- Litespeed exclusive super-light, super-strong, 6Al-4V titanium tubeset • Available with Shimano XT or XTR components • Finish: Traditional Brushed

LITESPEED LITESPEED

"I looked at all the bikes and bought a Tellico frame. Yesterday I rode my first race on the Litespeed and I can honestly say it has made me a better, faster rider. I want to thank Litespeed for all the time and effort you obviously put into the development of the bike. I look forward to many years of enjoyment."

-Mark A. Nickerson
Tellico Owner

THE OWL HOLLOW

THERE IS A COVE NESTLED JUST NORTH OF LITESPEED THAT THE LOCALS KNOW AS OWL HOLLOW. THERE YOU'LL FIND MULTIPLE RIDGES LUSH WITH TOWERING HARDWOODS AND PINE. STREAMS CRISSCROSS RANDOMLY AS THEY MEANDER THEIR WAY THROUGH THE FOREST. A SERENE PEACEFULNESS FILLS THE AREA; SO DO THE MOST DIFFICULT RIDING CONDITIONS IMAGINABLE. THE TERRAIN IS STEEP AND ROCKY ON THE RIDGES AND WET AND SLIPPERY IN THE HOLLOW. A PROVING GROUND SO BRUTAL THAT ONLY THE STRONG HAVE A CHANCE OF SURVIVAL.

THE ALL NEW LITESPEED OWL HOLLOW WAS DESIGNED TO EXCEL ON THIS SAVAGE LANDSCAPE. WE STARTED WITH OUR EXCLUSIVE COLD-WORKED, TAPERED/BUTTED 3AL - 2.5V TITANIUM TUBESSET, WHICH IS 45% STRONGER THAN ANY STRAIGHT-GAUGE OR DOUBLE-BUTTED TUBESSET, AND COMBINED WITH A MAMMOTH 2" DIAMETER BI-AXIALLY OVALIZED 6AL - 4V TITANIUM DOWNTUBE. THIS EXTREMELY IMPERVIOUS FRONT END BLENDS WITH S-BEND SEATSTAYS AND OVERSIZE ASYMMETRIC/S-BEND CHAINSTAYS TO MAKE THIS BICYCLE PERFECT FOR THE MOST RAVAGING RIDER.

THESE OUTSTANDING STRENGTH LEVELS ARE ACCOMPLISHED WHILE MAINTAINING THE PHENOMENAL COMFORT THAT ONLY TITANIUM CAN PROVIDE.

THE NEW LITESPEED OWL HOLLOW EARNS ITS NAME BY BEING THE TOUGHEST, STOUTEST, MOST BOMBPROOF BICYCLE EVER BUILT, REGARDLESS OF MATERIAL.



DETAILS:

- Litespeed cold-worked, tapered/butted, 3Al-2.5V/6Al-4V titanium tubeset blend
- Available with Shimano XT/LX, XT, or XTR components
- Finish: Traditional Brushed

DIFFERENCES FROM THE OCOEE:

- Cold-worked 6Al-4V, bi-axially ovalized downtube
- Larger, oversize, Asymmetric/S-bend chainstays

SUSPENSION GEOMETRY

All Litespeed Mountain bikes use our suspension corrected geometry. For 1997, we have increased the correction to work with the newer longer travel forks that offer over 2" of front fork travel. Also, the angles and dimensions of our mountain bikes are determined with a theoretical amount of sag in the suspension for a greater degree of on the trail accuracy.

THE OCOEE



IN THE 1996 OLYMPIC GAMES, THE OCOEE RIVER IN EAST TENNESSEE WAS THE SITE OF THE FIRST NATURAL WHITEWATER VENUE IN THE HISTORY OF THE GAMES. THE RIVER, WITH ITS HUGE WAVES AND BOTTOMLESS HOLES TWISTING THROUGH THE OCOEE GORGE, WAS PROCLAIMED TO BE THE MOST BEAUTIFUL AND MOST DIFFICULT SLALOM COURSE EVER.

FROM THE MOUNTAINS ENCOMPASSING THE RIVER GORGE, TO THE RIGORS OF THE NORBA AND GRUNDIG WORLD CUP CIRCUIT, THE OCOEE IS THE WORKHOUSE OF THE LITESPEED STABLE OF MOUNTAIN BIKES. IT HAS PROVEN ITSELF TO BE ABLE TO SUSTAIN VIOLENT LEVELS OF OFFROAD PUNISHMENT. THIS HIGH PERFORMANCE MOUNTAIN

BIKE USES AN EXCLUSIVE CUSTOM COLD-WORKED 3AL - 2.5V AEROSPACE GRADE TITANIUM TUBESET. THESE ONE OF A KIND PROCESSES OF SWAGING, OVALIZING, AND BUTTING GENERATE A TUBESET THAT IS INCREDIBLY STIFF, LIGHT, AND STRONG. S-BEND SEATSTAYS PROVIDE ADDITIONAL STIFFNESS AND BETTER BRAKING MODULATION, AND ASYMMETRIC/S-BEND CHAINSTAYS YIELD EXCELLENT CRANK-ARM AND TIRE CLEARANCE WHILE MAINTAINING PROPER CHAIN-LINE. OUR RACE-PROVEN SUSPENSION SPECIFIC GEOMETRY ALLOWS THE RIDER TO MAINTAIN PROPER BODY POSITION WHILE NEVER ALLOWING HEADTUBE ANGLES TO GROW TOO STEEP OR BOTTOM BRACKET HEIGHT TO FALL TOO LOW DURING FRONT SUSPENSION COMPRESSION

SIMPLY PUT, THE LITESPEED OCOEE IS THE STIFFEST, STRONGEST, AND MOST AGILE 3AL - 2.5V TITANIUM BICYCLE MADE.

DETAILS:

- Litespeed Cold-worked, tapered/butted, ovalized 3Al-2.5V titanium tubeset
- Available with Shimano XT/LX, XT, or XTR components
- Finish: Traditional Brushed or Brilliant Polished

DIFFERENCES FROM THE OBED:

- Larger, oversized, ovalized toptube
- Sculpted, CNC machined dropouts
- More finish options

LITESPEED LITESPEED

The Dropouts of a bicycle frame while required to be very strong, also should be friendly to use, easily aligned, and attractive. Our experience with race teams and discerning customers helped us create a dropout design that allowed easy wheel changes, crash damage repair, and the use of high-tech quick-release skewers. We originally used 6Al-4V plate in our design, but found it to be too hard for easy

THE OBED

"The Obed is stiff, light, fast, aggressive, comfortable, and pretty, with the perfect sculpted Litespeed welds that compel you to lean down and run your fingers over them." **Roy M. Wallack, Men's Journal Magazine**

THE OBED WILD AND SCENIC RIVER CUTS DEEPLY INTO THE SANDSTONE OF THE CUMBERLAND PLATEAU IN EAST TENNESSEE. THIS IS A ROUGH LANDSCAPE OF WILD LAND AND TURBULENT WATERS. THIS TOPOGRAPHY PARALLELS THE DESIGN PHILOSOPHY OF THE LITESPEED OBED: TOUGH AND RUGGED, YET BEAUTIFUL.

THIS IS THE BIKE THAT ALL OTHER BICYCLE COMPANIES WISH THEY COULD MATCH. FEATURE FOR FEATURE, THE OBED POSSESSES ALL THE DESIGN CRITERIA THAT MAKE IT SUCH A HIGH PERFORMANCE MOUNTAIN BIKE. OUR AMERICAN MADE, OVER-SIZE 3AL - 2.5V SEAMLESS, AEROSPACE GRADE TITANIUM TUBESSET IS STRONGER,

LIGHTER, AND STIFFER THAN CARBON FIBER, ALUMINUM, OR STEEL. THE COMBINATION OF TOP TUBE LENGTHS AND SUSPENSION SPECIFIC GEOMETRY CREATES A SPACIOUS COCK-PIIT ALLOWING THE PILOT TOTAL CONTROL OVER ANY SITUATION. EXCLUSIVE COLD-WORKED, S-BEND SEATSTAYS AND ASYMMETRIC/S-BEND CHAINSTAYS PROVIDE EXCELLENT TIRE AND CHAINRING CLEARANCE AND ENHANCED BRAKING POWER. ALL THIS PLUS THE LEGENDARY WELDING AND OVERALL QUALITY YOU'VE COME TO EXPECT FROM LITESPEED AT AN AMAZING VALUE THAT MAKES OTHER BICYCLE COMPANIES EMBARRASSED TO PULL OUR THEIR PRICE SHEETS.



alignment and lightweight QR skewers. We now CNC machine every dropout from 1/4" Grade 4 titanium plate. This material allows us to provide a strong anchor for the rear wheel without fear of the wheel slipping and have the comfort of being able to repair any damage with basic shop tools. We're also quite proud of the elegant lines of all our dropout designs.

DETAILS:

- Litespeed custom tapered/butted 3Al-2.5V titanium tubeset • Available with Shimano XT/LX, XT, or XTR components • Finish: Natural Satin

DIFFERENCES FROM THE HIWASSEE:

- Cold-worked, tapered/butted seattube
- Welded-on titanium cable guides

THE HIWASSEE



“The frame has an intoxicating balance of responsiveness, stiffness, and compliance, which translates into a bike that climbs like the space shuttle but doesn’t make you wince on rough trails.”

Alan Cote, Outside Magazine

DETAILS:

• Litespeed custom straight-gauge 3Al-2.5V titanium tube set • Hand-made in Ooltewah, TN • Available with Shimano STX-RC, XT/LX, or XT components • Finish: Natural Satin

DIFFERENCES FROM THE COMPETITION:

• Highest grade tubing • Finest craftsmanship • Lifetime Warranty

THE HIWASSEE RIVER FLOWS THROUGH AN AREA THAT OFFERS SOME OF THE MOST DIVERSE MOUNTAIN BIKING IN THE ENTIRE APPALACHIAN MOUNTAIN RANGE. THE RIVER SPANS TERRAIN RANGING FROM THE GORGES OF NORTH CAROLINA’S NANTAHALA NATIONAL FOREST TO THE ROLLING HILLS OF EAST TENNESSEE.

WHAT BETTER BIKE TO HANDLE THIS VARIED TOPOGRAPHY THAN THE LITESPEED HIWASSEE. OUR AMERICAN MADE, OVER-SIZE 3AL - 2.5V SEAMLESS, CERTIFIED AEROSPACE GRADE TITANIUM TUBESET IS MATCHED WITH A SUSPENSION SPECIFIC GEOMETRY TO PROVIDE THE PERFECT PERFORMANCE CHARACTERISTICS FOR DOUBLE-TRACK CRUISING, TECHNICAL SINGLETRACK OR WINGED DESCENTS. S-BEND SEATSTAYS AND ASYMMETRIC/S-BEND CHAINSTAYS INCREASE FRAME STIFFNESS, ENHANCE BRAKING POWER, AND AUGMENT TIRE AND CHAINRING CLEARANCE.

THIS ADVANCED CHASSIS COMBINES WITH A COMPONENT SELECTION SPECIFICALLY COORDINATED FOR HIGH-END PERFORMANCE. THE RESULT IS A TRULY LIGHT, STIFF, AND RESPONSIVE BIKE CAPABLE OF NEGOTIATING TERRAIN AS DIVERSE AS THE HIWASSEE ITSELF.

Mountain Bike Magazine voted the Litespeed Hiwassee as one of “The best bargains in mountain biking”

TEAM JERSEY

- GIORDANA TVX™ WICKING FABRIC FOR COOL AND DRY COMFORT
- SLEEVED OR SLEEVELESS
- SIZES: 2-8 ITALIAN

T-SHIRT

- 100% COTTON
- GREY WITH SILKSCREEN CREST ON BACK AND LOGO ON FRONT
- SIZES: M, L, XL

POLO SHIRT

- 100% COTTON
- GREY WITH EMBROIDERED CREST ON CHEST AND LITESPEED ON SLEEVE
- SIZES: L, XL

HAT

- 100% COTTON
- GREY WITH EMBROIDERED CREST
- SIZES: ADJUSTABLE

TEAM SHORTS

- GIORDANA COOLMAX LYCRA™ FABRIC
- 8-PANEL FOR PERFORMANCE FIT
- SIZES: 2-6 ITALIAN



LITESPEED STUFF

TITANIUM MOUNTAIN BAR

- COLD-WORKED, SEAMLESS, BULGE DESIGN
- 23.5" LENGTH
- FINISH: SATIN
- WEIGHT: 160 GRAMS

TITANIUM BOTTOM BRACKET

- MACHINED FROM 6AL-4V TITANIUM BAR WITH ALUMINUM CUPS
- SOLID SPINDLE FOR STIFFNESS AND STRENGTH
- SEALED CARTRIDGE BEARINGS FOR LOW-MAINTENANCE
- 103, 107, 113, 118MM LENGTH
- WEIGHT: AVERAGE 140 GRAMS

TITANIUM MOUNTAIN AHEAD STEMS

- 5 DEGREE RISE
- 120, 135, 145MM REACH
- AHEAD STYLE, 1 1/8"
- FINISHES: SATIN, BRUSHED, POLISHED
- WEIGHT: AVERAGE 150 GRAMS

TITANIUM ROAD STEMS

- NEGATIVE 17 DEGREE RISE
- 90, 100, 110, 120, 130MM REACH
- FINISHES: SATIN, BRUSHED, POLISHED
- WEIGHT: AVERAGE 180 GRAMS

TITANIUM SEATPOSTS

- 330MM LENGTH
- 27.2MM DIAMETER
- FINISHES: SATIN, BRUSHED, POLISHED
- WEIGHT: 160 GRAMS



	STX-RC/LX	XT/LX	XT
CRANKSET	Shimano STX-RC 42/32/22	Shimano LX 42/32/22	Shimano XT 42/32/22
BOTTOM BRACKET	Shimano UN-52	Shimano UN52	Shimano UN72
REAR DERAILLEUR	Shimano STX-RC	Shimano XT	Shimano XT
FRONT DERAILLEUR	Shimano STX-RC	Shimano XT	Shimano XT
CHAIN	Shimano IG51	Shimano IG70	Shimano IG90
CASSETTE	HG60 11-28T 8SPD	HG70 11-28T 8SPD	M737 11-28T 8SPD
SHIFTERS	Gripshift SRT-600	Gripshift SRT-800	Shimano XT Rapidfire SL
BRAKES/LEVERS	Shimano M600 V-Brake	Shimano M600 V-Brake	Shimano XT
RIMS	Weinman Syncros Alltrax	Weinman Syncros Alltrax	Mavic 217 SUP+UB, silver, 32H
HUBS	Shimano STX-RC 32H	Shimano LX 32H	Shimano XT 32H
SPOKES	Wheelsmith Stainless 14G	Wheelsmith Stainless 14G	Wheelsmith Stainless 14/15G
NIPPLES	Wheelsmith Brass	Wheelsmith Alloy	Wheelsmith Alloy
TIRES	IRC Mythos 2.1 blackwall	IRC Mythos 2.1 Kevlar-bead rustwall	IRC Mythos 2.1 Kevlar-bead rustwall
HANDLEBAR	Litespeed Aluminum Alloy	Litespeed Aluminum Alloy	Litespeed Aluminum Alloy
STEM	Aluminum Alloy	Control Tech 5Deg	Control Tech 5Deg
HEADSET	Dia-compe SA	Dia-compe SA	Dia-compe DL
GRIPS/TAPE	Gripshift Logo Yellow	Gripshift Logo Yellow	Pedro's Slimwalls
SADDLE	Avocet Cro-Mo rails	Avocet Cro-Mo rails	Avocet O ₂ , titanium rails
SEATPOST	Aluminum Alloy, micro-adjust	Control Tech	Control Tech

	XTR	105SC	105SC TRIPLE
CRANKSET	Shimano XTR 46/34/24	Shimano 105SC 53/39	Shimano 105SC 52/42/30
BOTTOM BRACKET	Shimano XTR M950	Shimano UN52	Shimano UN52
REAR DERAILLEUR	Shimano XTR	Shimano 105SC	Shimano 105SC GS
FRONT DERAILLEUR	Shimano XTR	Shimano 105SC	Shimano 105SC Triple
CHAIN	Shimano IG90	Shimano HG70	Shimano HG70
CASSETTE	Shimano XTR 12-32T 8SPD	Shimano HG70 12-23 8SPD	Shimano HG70 12-25 8SPD
SHIFTERS	Shimano XTR Rapidfire SL	Shimano 105SC STI Dual Control	Shimano 105SC STI Dual Control Triple
BRAKES/LEVERS	Shimano XTR V-Brake	Shimano 105 SC Dual Pivot Calipers	Shimano XT Cantilever
RIMS	Mavic 217 SUP+UB, silver, 32H	Mavic CXPT10	Mavic CXPT10
HUBS	Shimano XTR 32H	Shimano 105SC 32H	Shimano 105SC 32H
SPOKES	Wheelsmith Stainless 14/15G	Wheelsmith Stainless 14G	Wheelsmith Stainless 14G
NIPPLES	Wheelsmith Alloy	Wheelsmith Brass	Wheelsmith Brass
TIRES	IRC Mythos 2.1 Kevlar-bead rustwall	IRC Paperlite Plus 700x23	Avocet Cross 700X32
HANDLEBAR	Litespeed Aluminum Alloy	TTT	TTT
STEM	Control Tech 5Deg	Aluminum Alloy	Control Tech Road Ahead 0Deg
HEADSET	Dia-compe DL	Shimano 105SC	Dia-compe DL
GRIPS/TAPE	Pedro's Slimwalls	Litespeed "Off The Front"	Litespeed "Off The Front"
SADDLE	Avocet O ₂ , titanium rails	Avocet Cro-Mo Manganese rails	Avocet Cro-Mo Manganese rails
SEATPOST	Control Tech	Aluminum Alloy, micro-adjust	Aluminum Alloy, micro-adjust

	ULTEGRA	DURA-ACE	CHORUS
CRANKSET	Shimano Ultegra 53/39	Shimano Dura-Ace 53/39	Campagnolo Chorus 53/39
BOTTOM BRACKET	Shimano UN72	Shimano Dura-Ace BB-7700	Campagnolo Chorus
REAR DERAILLEUR	Shimano Ultegra	Shimano Dura-Ace SS	Campagnolo Chorus
FRONT DERAILLEUR	Shimano Ultegra	Shimano Dura-Ace	Campagnolo Chorus
CHAIN	Shimano HG90	Shimano Dura-Ace HG	Campagnolo Chorus
CASSETTE	Shimano HG90 12-23 8SPD	Shimano Dura-Ace 12-23 9SPD	Campagnolo Chorus 12-23
SHIFTERS	Shimano Ultegra STI Dual Control Levers	Shimano Dura-Ace STI Dual Control 9SPD	Campagnolo Chorus Carbon Ergo
BRAKES/LEVERS	Shimano Ultegra Dual Pivot Calipers	Shimano Dura-Ace Dual Pivot	Campagnolo Chorus
RIMS	Mavic Reflex, SUP+UB, 32H, blue	Mavic Reflex, SUP+UB, 32H, blue	Mavic Reflex, SUP+UB, 32H, blue
HUBS	Shimano Ultegra 32H	Shimano Dura-Ace 32H	Campagnolo Chorus 32H
SPOKES	Wheelsmith Stainless 14/15G	Wheelsmith Stainless 14/15G	Wheelsmith Stainless 14/15G
NIPPLES	Wheelsmith Alloy	Wheelsmith Alloy	Wheelsmith Alloy
TIRES	IRC Paperlite Plus 700x23 Kevlar	IRC Paperlite Plus 700x23 Kevlar	IRC Paperlite Plus 700x23 Kevlar
HANDLEBAR	TTT	TTT	TTT
STEM	TTT	TTT	TTT
HEADSET	Shimano Ultegra	Shimano Dura-Ace	Campagnolo Chorus
GRIPS/TAPE	Litespeed "Off The Front"	Litespeed "Off The Front"	Litespeed "Off The Front"
SADDLE	Avocet Cro-Mo Manganese rails	Avocet O ₂ , titanium rails	Avocet O ₂ , titanium rails
SEATPOST	Aluminum Alloy, micro-adjust	Shimano Dura-Ace	Campagnolo Chorus

	RECORD	ULTEGRA TRI	DURA-ACE TRI
CRANKSET	Campagnolo Record 53/39	Shimano Ultegra 53/42	Shimano Dura-Ace 53/42
BOTTOM BRACKET	Campagnolo Record	Shimano UN72	Shimano Dura-Ace
REAR DERAILLEUR	Campagnolo Record Titanium	Shimano Ultegra	Shimano Dura-Ace
FRONT DERAILLEUR	Campagnolo Record	Shimano Ultegra	Shimano Dura-Ace
CHAIN	Campagnolo Record	Shimano HG90	Shimano Dura-Ace
CASSETTE	Campagnolo Record 12-23	Shimano HG90 11-21 8SPD	Shimano Dura-Ace 11-21 9SPD
SHIFTERS	Campagnolo Record Carbon Ti Ergo	Shimano Ultegra Downtube	Shimano Dura-Ace STI 9SPD
BRAKES/LEVERS	Campagnolo Record	Shimano Ultegra/Dia-compe 188	Dura-Ace
RIMS	Mavic Reflex, SUP+UB, 32H, blue	Velocity Deep-V, 28H, Grey	Optional
HUBS	Campagnolo Record 32H	Shimano 105SC 28H, 11T compatible	Optional
SPOKES	Wheelsmith Stainless 14/15G	Wheelsmith Stainless 14/15G	Optional
NIPPLES	Wheelsmith Alloy	Wheelsmith Alloy	Optional
TIRES	IRC Paperlite Plus 700x23 Kevlar	IRC Paperlite Plus 650x20 Kevlar	IRC Paperlite Plus 650x20 Kevlar
HANDLEBAR	TTT	Profile Airwing, Aero II, Swiftshift	Profile Airwing, Aero II
STEM	TTT	Control Tech Road Ahead 0Deg	Control Tech Road Ahead 0Deg
HEADSET	Campagnolo Record	Dia-compe DL	Dia-compe DL
GRIPS/TAPE	Litespeed "Off The Front"	Litespeed "Off The Front"	Litespeed "Off The Front"
SADDLE	Avocet O ₂ , titanium rails	Avocet Cro-Mo Manganese rails	Avocet O ₂ , titanium rails
SEATPOST	Campagnolo Record	Control Tech	Control Tech

ROAD:
KINESIS ALUMINUM
LOOK CARBON
KESTREL CARBON

TOURING/CROSS:
LITESPEED DESIGNED,
KINESIS ALUMINUM
(INCLUDES CANTILEVER
BOSSSES AND EYELETS)

MOUNTAIN:
ROCKSHOX
INDY C, INDY SL, JUDY XC,
JUDY SL, JUDY DHO

Litespeed Limited Warranty For Bicycles Purchased Through An Authorized Retailer

Frame

Your Litespeed frame is warranted against any manufacturing defects in materials and/or workmanship for as long as you own it. With a proof of purchase, we will repair or replace, at our discretion, any defective frame with the same or comparable model (due to product evolution).

Frame Finishing

Any finishes on your frame applied by Litespeed (paint and decals) are warranted against any manufacturing defects in materials and/or workmanship for one year from date of purchase. Scratches, dings, or abrasions caused by use or handling are not considered defects.

Components

All components other than your Litespeed frame bear their manufacturer's own warranty. Any claims should be directed to said manufacturer's customer service department.

What is Not Covered

This warranty does not cover normal wear and tear, or normal maintenance items, or any damage, failure, or loss caused by accident, misuse, abuse neglect, improper assembly, improper maintenance, or use of parts or devices no consistent with the original intent for the product sold, or failure to follow instructions for installation, assembly or use.

Warranty Void

This product is not intended for use in stunt riding, ramp jumping, acrobatics, or similar activities or with motors or power driven vehicles. This warranty is VOID where the Litespeed product has been used in any of these ways. NOTICE: the user assumes the risk of any personal injuries, damages to or failures of the products and any other losses if the "Litespeed" product has been used in any such event.

For How Long

The warranty coverage runs for the lifetime of the frame to the original owner.

No Liability For Incidental Or Consequential Damages

In no event shall Litespeed be liable for incidental or consequential damages. Some states do not allow the exclusion or limitation of incidental or consequential damages, so the above limitation or exclusion may not apply.

How Can You Get Service

Proof of purchase is required to validate protection under the limited warranty. The return of the warranty registration form within 30 days of purchase is a condition precedent to coverage as provided herein. Claim must be made through and authorized dealer.

For information regarding the nearest dealer, write or call Litespeed at P.O. Box 22666, Chattanooga, TN 37422 (423) 238-5530

Your Rights Under State Law

This warranty gives you specific legal rights and you may also have other rights which may vary from state to state.

Some Important Things to remember About Your Warranty

- This warranty applies only to the original owner.
- All claims must be processed through an Authorized Litespeed Bicycle Retailer.
- This warranty is void if your bicycle is subjected to abuse, alterations, modifications, improper maintenance, or other abnormal, excessive, or improper conditions.
- This warranty offers no cash refunds.
- Any labor charges for part change-overs, assembly or disassembly, and freight are the responsibility of the owner.

Litespeed Titanium

World Leader In Cycling Technology

P.O. Box 22666 • Chattanooga, TN 37422

423/238-5530 • Fax 423/238-499

BULK RATE
U.S. Postage
P A I D
Coltawah, TN 37363
PERMIT NO. 20

