





*1996 Collection*

Marin Mountain Bikes



We take our name from the Northern California county where we are based. Marin is where mountain biking literally began with a small group of cycling pioneers who re-invented the bicycle back in the 1970's. Tempted by the hundreds of miles of fire roads and single track trails criss-crossing over the surrounding terrain, they began to modify their bikes to handle the soaring downhills and breathtaking climbs of Mt Tamalpais, the central feature of this area. These pioneers were the originators of the mountain bike as we know it today and it's evolution continues right here on the trails of Mt Tam.


With the birthplace of mountain biking right in our backyard, we don't take bike design lightly, and neither should you. After all, our efforts are the only thing standing between you and the trail ahead. You need to know that your bike will perform in all conditions and in all situations. Marin mountain bikes do just that.



## Birthplace of a Legend

While our designs originate in Marin County, California, they are respected around the globe. From Sydney to Berlin, from Tokyo to London, Marin bikes allow people to see things they have never seen and go places they've never been, all with the performance and handling superiority they have come to expect from the Marin name.

Marin isn't just about building the best mountain bikes, it's about the experiences that those bikes allow you to have, over and over, again and again. We stand behind our bikes, our designs and our philosophy because we use our own products daily right where it all began, on Mt Tamalpais. And that's the best guarantee in the business. The pages ahead give you a look at the fruits of our labor and when you're ready, give a Marin a test ride. We guarantee you'll like what you find.



## Custom Frame Of Mind

The frame is the single most important component of any bike. Its geometry defines how the bike will handle; its construction - how strong it will be; the quality of tubing - how light. Our bikes are renowned world wide for the quality, light weight and superb handling that has come from years of intensive development right here in Marin County.


### Custom Rear Triangle

## Afterburner Rear Triangle

One of the major contributing factors to the Marin feel is the layout of the rear triangle. We have developed a system that is rigid yet light with shock absorbing properties that make for a very comfortable ride. We call it the Marin Afterburner Concept.

Constant diameter butted seat and chain stays brazed to our beautifully crafted Marin rear dropout with 360° of contact. All of these parts are fabricated specially for Marin and painstakingly welded together by skilled craftsmen.

### Marin Know How



### Custom Butted Tubing

*The Marin Custom Short Butted Frame Illustration. The more red, the thicker the wall of the tubing, especially in high stress areas for added strength.*

## Hand Crafted


All of our bikes are carefully hand-built to the highest possible standards. Hand crafting's not the fastest, easiest or cheapest way to make bikes, but we wouldn't have it any other way. Only by using this method can we insure the consistently high quality that mountain bikers the world over have come to expect from the Marin name.

### Hand Built Perfection

## Marin Construction

Two bikes that appear to have similar geometry can often feel completely different out on the trail. The reason? The quality of the tubing.

Every single one of our bikes features tubing that is unique to us, whether it be steel, aluminum or titanium. We have it butted to our precise specifications so that we can be sure that each bike in the range has that unique Marin feel built in. By using size specific tubing we can also insure that each frame size has the optimal butting dimensions for the perfect strength and weight for every model.




**M**arin Lite 96 features our most performance oriented components yet. Over the years we have become known for producing some of the lightest bikes around. Marin Lite parts have helped us do this. Shaving weight from components can sometimes lead to failure. Our high quality range of components however, are built strong enough to withstand the harshest conditions and avoid that risk.

We've continued our collaboration with Wilderness Trail Bikes, one of the industry leaders in innovative design, to perfect the Marin Lite Brakes and Quake 7.0 & 7.1 tires. The brake design offers ease of adjustment along with great stopping power at the touch of a finger. The cold forged post is ultra-light and stiff and combined with Ritchey brake pads the stopping power is awesome.



## *Marin Lite Components*




The Quake tires are front (7.0) and rear (7.1) specific and have been warmly received by riders and magazine testers alike. The front tire tracks precisely through a variety of terrain, while the rear tire offers levels of grip that make even the most technical climbs possible.

Marin Lite 96 also features our Alloy Bar, Cold-Forged Stem with two-bolt removable front plate for easy bar changes; one-piece anatomically shaped Bar Ends; new Marin logo asymmetrical firm rubber Grip and our new easy-adjust one bolt seatpost design.

Marin Lite  
Performance Oriented Design

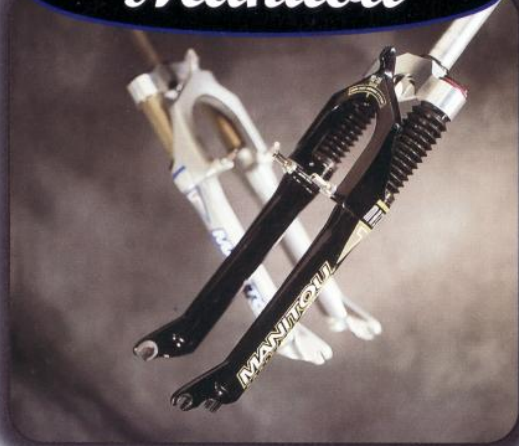


## Shimano



Shimano's new components for '96 increase shifting ease by 30%. Shimano means consistent performance.

## Manitou



We proudly offer Answer Manitou suspension forks with their new oil dampening cartridge, as an option on all of our mountain bikes. With this option you can fully customize your riding set-up.

## Grip Shift




Grip Shift lightweight twist shifting

## Ritchey




Ritchey Vector Plus leather saddles.

## Avid




Avid Speed Dial 2.0 Brake Levers provide sure braking power right at your finger tips.

## White Industries



White Industries' Hubs & Cranks are regarded as the best in the industry for their respective stiffness and aesthetic appeal. That means great power transfer for you and sharp looking components as well.

## Mavic



Mavic Rims, torture tested by Team Marin, have delivered again and again. Durable & Light Weight!



Rocker Assembly

Our '96 full suspension design comes to you direct from the podiums of World Cup Downhill Racing. Extensively tested by our downhill team, our new Rocker Suspension technology is very responsive and supple without stealing power from the rear wheel. The Titanium FRS, available as a frameset only, provides 5.3" of rear travel, while the aluminum Team FRS and Nail FRS have 3.3" of rear travel. Evenly balanced with Manitou's new Mach 5 front shock, the 1996 Marin FRS design is the best handling full suspension today!



Titanium FRS



## Full Suspension Perfection


By placing the upper pivot at the seat cluster with our new mono shock design, we can maintain the lateral rigidity of the traditional diamond frame. This creates several major benefits including traditional water bottle placement, and better clearance with a low profile swingarm pivot.

With the lower pivot placed just above and behind the bottom bracket, we eliminate the pogo effect commonly found in full suspension. And that means a smooth and responsive ride for you.




Lower Pivot - Custom Yoke






**Marla Stroh**  
Team Marin USA  
4th NORBA Nationals  
'95 US National Team



**Andrew Shandra**  
Team Marin Canada  
2nd World Cup/Spothane  
'95 Canada National Team



**Lisa Sher**  
Team Marin USA  
2nd Reebok Eliminator  
'95 US National Team



**Nolvenne Le Caer**  
Team Marin France  
1st World Cup/Mt St Anne  
'95 France National Team

**FRAME** 7000 Series Double Butted Alloy, USA Material

**DRIVETRAIN** Grip Shift X-Ray 800, Shimano Deore XT Drivetrain, White Industries Expert Cranks

**WHEELSET** Mavic 220 Rims, DT Competition DB Stainless Spokes, Alloy Nipples, White Industries Tracker Front Hub, Quake Kevlar Tire-120tpi

**COMPONENTS** Marin Lite Brakes & Components, Ritchey Brake Pads & Saddle, Avid Speed Dial 2.0 Levers





7000 Series Double Butted Alloy, USA Material

Grip Shift 600, Shimano  
STX/STX RC Drivetrain

Mavic 238 Rims, Stainless Spokes,  
Shimano STX RC Hubs, Quake Tire

Marin Lite Brakes & Components,  
Ritchey Saddle, Dia-Compe PC-7 Levers

**FRAME  
DRIVETRAIN**

**WHEELSET**


**COMPONENTS**

The Team FRS and Nail FRS both take advantage of our new Rocker Suspension design. When paired with the natural stiffness of a main triangle made from 7000 Series aluminum tubing, these bikes create the ultimate full suspension set up. With the ability to fine tune both the front and rear shocks to fit your riding style, The Team and Nail FRS can be dialed in for excellent cross-country riding as well as downhill high performance.

## Team Titanium

Titanium tubing creates a truly memorable ride. It's natural shock absorbing properties take the edge off bumps while maintaining a rigid ride. We were the

first company to offer a production titanium bike and we've been in love with this material ever since. The Team Titanium is also the official cross country bike for Team Marin.




**Danielle Bauschi**  
Team Marin Italy  
'93 & '94 Italian Champion  
'95 Italian National Team



**Eva Cvrkova**  
Team Marin Slovakia  
2nd '92 World Championship  
'95 Slovakia National Team



**Mark Hanisch**  
Team Marin Germany  
1995 German Champion  
'95 German National Team



**Daryl Price**  
Team Marin USA  
1st '93 Rockhopper  
1st '93 Spain Cup

**FRAME** Sandvik/Ancotech 3-2•5 Titanium Tubing  
**DRIVETRAIN** Grip Shift X-Ray 800, Shimano Deore XT Drivetrain, White Industries Expert Cranks

**WHEELSET** Mavic 217 Rims, DT Revolution DB Stainless Spokes, Alloy Nipples, White Industries Tracker Front Hub, Quake Kevlar Tire-120tpi

**COMPONENTS** Marin Lite Brakes & Components, Ritchey Brake Pads & Saddle, Avid Speed Dial 2.0 Levers



Aluminum Monocoque Frame, USA Material  
Monocoque section formed in America

Grip Shift 600, Shimano STX/STX RC  
Drivetrain, Shimano STX Cranks

Mavic 238 Rims, Stainless Spokes,  
Shimano STX RC Hubs, Quake Tire

Marin Lite Brakes & Components,  
Ritchey Saddle, Dia-Compe PC-7 Levers

**FRAME**

**DRIVETRAIN**

**WHEELSET**

**COMPONENTS**

Marin's most innovative design to date, the 1996 Monocoque features a unique and lightweight alloy frame. The construction of the hollow frame body provides for extreme lateral stiffness and a strong platform for power transfer. The shape of the frame also allows for greater stand over height and a traditional water bottle mount on the seat tube. By pushing the envelope of R&D, we can bring advanced design concepts to market and make tomorrow's technology available today.



*Custom Chainstay Yoke*



The '96 Indian Fire Trail features a brand new frame design. By decreasing the diameter of the down tube we have shaved several ounces from the frame, without affecting stiffness or strength. We have also redesigned the chain stay yolk to allow for added tire clearance. The Indian also features a truly custom component spec with White Industries cranks & hubs, Avid levers, Ritchey saddle, and Mavic rims, as well as top line Marin Lite and Shimano parts.

- FRAME** 7000 Series Double Butted Alloy, USA Material
- DRIVETRAIN** Grip Shift X-Ray 800, Shimano Deore XT Drivetrain, White Industries Comp Cranks,
- WHEELSET** Mavic 220 Rims, DT Competition DB Stainless Spokes, Alloy Nipples, White Industries Front Hub, Quake Kevlar Tire-120tpi
- COMPONENTS** Marin Lite Brakes & Components, Ritchey Brake Pads & Saddle, Avid Speed Dial 2.0 Levers



7000 Series Double Butted Alloy, USA Material **FRAME**  
 Grip Shift 600-8spd, Shimano Deore LX **DRIVETRAIN**  
 Drivetrain, White Industries Comp Cranks  
 Mavic 238 Rims, DT Competition DB Stainless **WHEELSET**  
 Spokes, Alloy Nipples, Shimano Deore LX Hubs  
 Quake Tire-120tpi  
 Marin Lite Brakes & Components, Ritchey **COMPONENTS**  
 Brake Pads & Saddle, Avid Speed Dial 2.0 Levers

All of our alloy bikes now share the same custom 44mm down tube which is lighter and more resilient than in previous years. With it's ultra light weight wheels complimenting the new frame, this year's Rocky equals very impressive performance.





Another fabulous success story looks set to continue with the 1996 version of the Nail Trail. We have upgraded the 7000 series polished alloy frame with our new custom butted 44mm down tube, and added a whole range of custom parts like Dia Compe PC 7 levers, Mavic rims and new Ritchey saddle. The Nail Trail is performance aluminum that rides as good as it looks.

- FRAME** 7000 Series Double Butted Alloy, USA Material
- DRIVETRAIN** Grip Shift 600, Shimano STX/STX RC Drivetrain, Shimano STX Cranks
- WHEELSET** Mavic 238 Rims, Stainless Spokes, Shimano STX RC Hubs, Quake Tire
- COMPONENTS** Marin Lite Brakes & Components, Ritchey Saddle, Dia-Compe PC-7 Levers




7000 Series Double Butted Alloy, USA Material  
Grip Shift 400, Shimano STX Drivetrain,  
Shimano STX Cranks  
Araya GP-710 Rims, 15 Gauge Spokes  
Rock Star Sealed Hubs, Quake Tire  
Marin Lite Components  
Alloy Levers

**FRAME  
DRIVETRAIN**

**WHEELSET**

**COMPONENTS**

This year's Palisades boasts a quality butted 7000 series over size alloy frame that you would expect to see on more expensive bikes. With a Shimano STX drivetrain, Marin Lite components and top quality wheels, you get a complete, high grade, ultra lightweight package.



With Japanese made Areto custom heat treated cromoly tubing, the Team Issue is better than ever. The special heat treating and butting process that this tubing utilizes creates a lightweight, durable tubeset that lasts twice as long in our extreme torture tests. One super lightweight race bike!

- FRAME** Marlin Custom Heat Treated Butted Cromoly
- DRIVETRAIN** Shimano Deore XT Rapidfire Shifters & Drivetrain, White Industries Expert Cranks
- WHEELSET** Mavic 220 Rims, DT Competition DB Stainless Spokes, Alloy Nipples, White Industries Tracker Front Hub, Quake Kevlar Tire-120 tpi
- COMPONENTS** Marlin Lite Components, Shimano V-Brakes, Ritchey Saddle, Avid Speed Dial 2.0 Levers





Marin Custom Heat Treated Butted Cromoly  
Grip Shift X-Ray 800, Shimano Deore XT  
Drivetrain, White Industries Expert Cranks

Mavic 220 Rims, DT Competition DB Stainless  
Spokes, Alloy Nipples, White Industries Tracker  
Front Hub, Quake Kevlar Tire-120 tpi


Marin Lite Brakes & Components, Ritchey Brake  
Pads & Saddle, Avid Speed Dial 2.0 Levers

**FRAME  
DRIVETRAIN**

**WHEELSET**

**COMPONENTS**

The 1996 Team Marin uses the same lightweight, heat treated tubing as the Team Issue coupled with Grip Shift's X-Ray 800 shifters and a tricked out component spec. Marin Lite brakes, Avid Speed Dial 2.0 Levers, White Industries cranks and Tracker front hub will keep you at the front of the pack.



**T**he Pine Mountain was THE bike of the year for 1995 receiving critical acclaim around the world. Gold Award-MBUK's reader poll, "Best in Test"-MTB Pro, Bike Of The Year-VTT France, Top Ten of '95-Outside Magazine & Mt Biking. Now with the 1996 upgrades, it's even better!



- FRAME** Marin Custom Fully Butted Cromoly
- DRIVETRAIN** Grip Shift X-Ray 800, Shimano Deore XT Drivetrain, White Industries Comp Cranks
- WHEELSET** Mavic 220 Rims, DT Competition DB Stainless Spokes, Alloy Nipples, White Industries Front Hub, Quake Kevlar Tire-120 tpi
- COMPONENTS** Marin Lite Brakes & Components, Ritchey Brake Pads & Saddle, Avid Speed Dial 2.0 Levers



The ever popular Eldridge Grade has received an upgraded frame for the 1996 season. Higher grade tubing and special butting will improve performance and make this classic bike ride better than ever.

Marin Custom Fully Butted Cromoly

Shimano Deore LX Rapidfire Plus Shifters  
& Drivetrain White Industries Comp Cranks

Mavic 238 Rims, DT Competition DB Stainless  
Spokes, Alloy Nipples, Shimano Deore LX Hubs  
Quake Tire-120 tpi

Marin Lite Brakes & Components,  
Ritchey Brake Pads & Saddle

**FRAME  
DRIVETRAIN**

**WHEELSET**

**COMPONENTS**



For 1996 there have been frame and component upgrades on a bike that has become a firm favorite with sport class racers. The SE now sports Avid Speed Dial 2.0 levers, upgraded STX RC components, threadless cold forged stem, and the new Ritchey saddle. With custom butted tubing we have reduced frame weight and improved handling still further. Lighter, smoother, faster - better than ever.

- |                   |  |
|-------------------|--|
| <b>FRAME</b>      | Marin Custom Fully Butted Cromoly  |
| <b>DRIVETRAIN</b> | Grip Shift 600, Shimano STX/STX RC Drivetrain, Shimano STX RC Cranks       |
| <b>WHEELSET</b>   | Mavic 238 Rims, Stainless Spokes, Shimano STX RC Hubs, Quake Tire-120 tpi  |
| <b>COMPONENTS</b> | Marin Lite Brakes & Components, Ritchey Saddle, Avid Speed Dial 2.0 Levers |



Marin Custom Double Butted Cromoly  
Shimano STX Rapidfire Plus Shifters  
& STX/STX RC Drivetrain  
Mavic 238 Rims, Stainless Spokes,  
Shimano STX RC Hubs, Quake Tires  
Marin Lite Components

**FRAME**  
**DRIVETRAIN**  
**WHEELSET**  
**COMPONENTS**

**D**on't let it's sophisticated looks fool you. This bike is at home in the dirt. The Bear Valley shares the same geometry as our high end models so the performance that you need is always on hand. Upgrades for 1996 include a lighter frame, Mavic rims, Ritchey Saddle, and the new Shimano STX/STX RC components.



If you are looking for a top quality machine that offers a range of high quality features, a great ride and effortless performance, the Muirwoods will fit the bill. The frame has all of the classic Marin features, ultra lightweight butted tubes, and Afterburner rear triangle all meticulously hand built. This gives a frame of rare quality at this price level.

**FRAME** Marin Custom Butted Cromoly,  
Investment Cast Dropouts

**DRIVETRAIN** Shimano Alivio Rapidfire Plus Shifters, Shimano Alivio/STX Drivetrain, Alivio Cranks

**WHEELSET** Araya GP-710 Rims, 15 Gauge Spokes,  
Rock Star Sealed Hubs, Quake Tires

**COMPONENTS** Marin Lite Components



Marin Custom Butted Cromoly,  
Investment Cast Dropouts  
Grip Shift 300i, Shimano Acera/Alivio  
Drivetrain, Shimano Alivio Cranks  
Araya GP-710 Rims, 15 Gauge Spokes,  
Rock Star Sealed Hubs, Marin Lite Tires  
Marin Lite Components

**FRAME**

**DRIVETRAIN**

**WHEELSET**

**COMPONENTS**

Sharing the same great frame as the Muirwoods, the Bobcat is the first bike in the range to feature Shimano's super smooth I.G. shifting. This makes shifting through the gears extremely smooth and effortless, which leaves you free to enjoy the great handling.

The Hawk Hill and Bolinas Ridge are both great entry level mountain bikes. With Marin quality and attention to detail built into each one, there are few bikes that can offer so much performance for the money.



**FRAME** Marin Custom Tubing  
Tange Triple Butted Seat Tube

**DRIVETRAIN** Grip Shift MRX-100,  
Shimano Acera Drivetrain

**WHEELSET** Araya GP-710 Rims, 15 Gauge Spokes,  
Rock Star Sealed Hubs, Marin Lite Tires

**COMPONENTS** Marin Lite Components



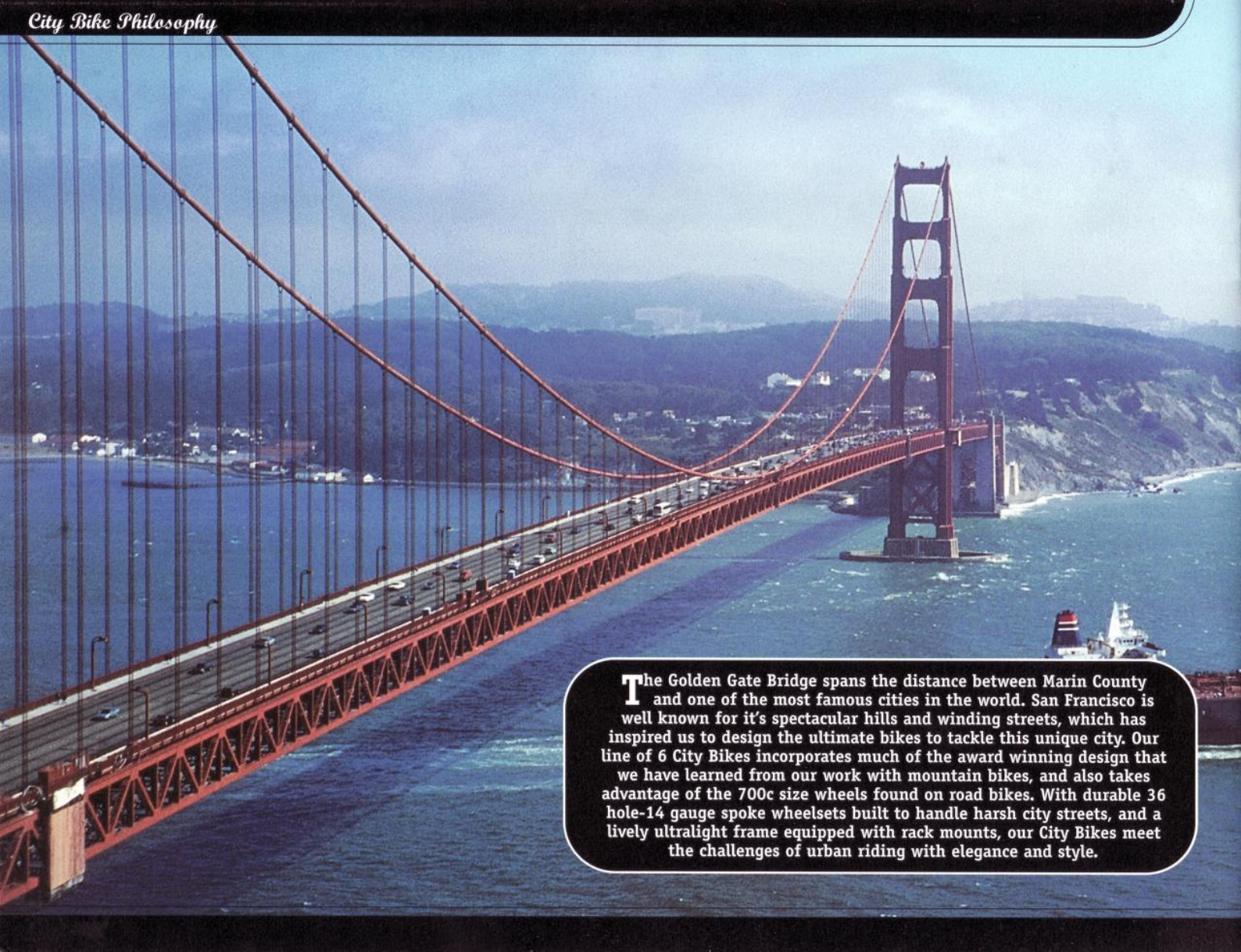


### *Hidden Canyon*

With a Marin custom frame and Shimano shifting and drivetrain performance, this is a kid's bike that begs to be ridden.

Marin Custom Tubing, Tange Triple Butted Seat Tube, Shimano Altus Shifters & Drivetrain, Alloy Rims, 15 Gauge Spokes, Rock Star Sealed Hubs, Marin Lite Tires, Marin Lite Components

**FRAME**  
**DRIVETRAIN**  
**WHEELSET**  
**COMPONENTS**



**T**he Golden Gate Bridge spans the distance between Marin County and one of the most famous cities in the world. San Francisco is well known for its spectacular hills and winding streets, which has inspired us to design the ultimate bikes to tackle this unique city. Our line of 6 City Bikes incorporates much of the award winning design that we have learned from our work with mountain bikes, and also takes advantage of the 700c size wheels found on road bikes. With durable 36 hole-14 gauge spoke wheelsets built to handle harsh city streets, and a lively ultralight frame equipped with rack mounts, our City Bikes meet the challenges of urban riding with elegance and style.



7000 Series Double Butted Alloy, USA Material

Grip Shift 600-8spd, Shimano Deore LX  
Drivetrain, White Industries Comp Cranks

Araya TX 350 Rims, DT Competition DB Stainless  
Spokes, Alloy Nipples, Shimano Deore LX Hubs

Marin Lite Components, Ritchey Brake Pads  
& Saddle, Dia-Compe PC-7 Levers

**FRAME  
DRIVETRAIN**

**WHEELSET**

**COMPONENTS**

An ultra light 7000 series alloy frame is at the heart of this fabulous bike. Complimented by our super light wheel set and Marin Lite components, this makes for a very fast and responsive ride. Shifting is a breeze thanks to Grip Shift shifters and a Shimano drivetrain and you'll find the Marin Lite brakes provide awesome stopping power. The Point Reyes is the ultimate city bike.



**T**he Redwoods features the same superb alloy frame as the Point Reyes, which guarantees great handling through the urban environment. Fitted with Rapidfire Plus shifters, Shimano STX components and top quality wheels, this is a quality package.

**FRAME** 7000 Series Butted Alloy, USA Material  
**DRIVETRAIN** Shimano STX Rapidfire Plus Shifters, Shimano STX/STX RC Drivetrain, Shimano STX Cranks  
**WHEELSET** Araya TX350 Rims-36 hole, 14g Stainless Spokes, Shimano STX RC Hubs  
**COMPONENTS** Marin Lite Components, Ritchey Saddle



Marin Custom Butted Cromoly  
Grip Shift 400; Shimano STX/STX RC Drivetrain  
Araya PX 635 Rims-36 hole, 14g Stainless  
Spokes, Shimano STX RC & Rock Star Hubs

Marin Lite Components,  
Alloy Levers

**FRAME**  
**DRIVETRAIN**  
**WHEELSET**

**COMPONENTS**

The Sausalito has been an extremely popular bike since its introduction into the Marin line thanks to its low key looks, light weight and agile handling. The Sausalito takes its name and style from the elegant city on the shore opposite San Francisco which is a popular weekend destination for riders from all over the Bay area.

**T**he San Rafael takes its name from the location of our headquarters here in Marin County. With its responsive cromoly tubing, Grip Shift & Shimano drivetrain, and tough wheelset, the San Rafael will keep you rolling across the city streets.



- FRAME** Marin Custom Butted Cromoly  
**DRIVETRAIN** Grip Shift 300i, Shimano Alivio/Acera Drivetrain, Shimano Alivio Cranks,  
**WHEELSET** Araya PX 635 Rims-36 hole, 14 Gauge Spokes, Rock Star Sealed Hubs  
**COMPONENTS** Marin Lite Components



Marin Custom Butted Cromoly  
 Grip Shift MRX 100,  
 Shimano Acera Drivetrain  
 Araya PX 635 Rims-36 hole, 14 Gauge  
 Spokes, Rock Star Sealed Hubs  
 Marin Lite Components

**FRAME**  
**DRIVETRAIN**  
**WHEELSET**  
**COMPONENTS**

The Stinson is a high quality bike at a sensible price. It features a responsive cromoly frame with all of Marin's "know-how" built in. Add to that, 21 easy shifting gears to get you up the steepest hills, powerful brakes and predictable handling.



New for the 1996 season this bike takes its name from the small Marin County town that is home to the ferry terminal that takes Marin residents the short sail across the bay into the heart of San Francisco. This model shares the same great handling as our more expensive city bikes, at a price that won't break the bank. Great for commuting and light trail use.

**FRAME** Marin Custom Butted Cromoly

**DRIVETRAIN** Grip Shift MRX 100, Shimano Altus Drivetrain

**WHEELSET** Alloy Rims-36 hole, 14 Gauge Spokes, Rock Star Hubs

**COMPONENTS** Marin Lite Components



# Marin Frame Geometry

All Marin bikes are suspension ready and your dealer can install the fork of your choice without any change in the geometry of your bike.

MODEL	TEAM FR5				NAIL FR5				TEAM TITANIUM				MONOCOQUE				INDIAN FIRE TRAIL				ROCKY RIDGE								
SIZES AVAILABLE (Inches)	15.5	17.5	19.0	20.5	15.5	17.5	19.0	20.5	15.5	17.5	19.0	20.5	15.5	17.5	19.0		14.0	15.5	17.5	19.0	20.5	14.0	15.5	17.5	19.0	20.5			
TOP TUBE LENGTH (Inches)	22.5	23	23.5	24	22.5	23	23.5	24	22.5	23	23.5	24	22	22.5	23		20.5	22	22.5	23	23.5	20.5	22	22.5	23	23.5			
HEAD TUBE LENGTH (mm)	120	120	150	180	120	120	150	180	102	120	150	180	102	120	150		120	120	120	150	180	120	120	120	150	180			
STEM LENGTH (mm)	105	135	135	150	105	135	135	150	105	135	135	150	105	135	135		80	105	135	135	150	80	105	135	135	150			
HEAD ANGLE	71°				71°				71°				71°				71°												
SEAT ANGLE	74°				74°				74°				74°				74°												
CHAIN STAYS (Inches)	16.75				16.75				16.75				16.75				16.75												
MODEL	NAIL TRAIL				PALISADES TRAIL				TEAM ISSUE				TEAM MARIN				PINE MOUNTAIN				ELDRIDGE GRADE								
SIZES AVAILABLE (Inches)	14.0	15.5	17.5	19.0	20.5	14.0	15.5	17.5	19.0	20.5	15.5	17.5	19.0	20.5	14.0	15.5	17.5	19.0	20.5	14.0	15.5	17.5	19.0	20.5	14.0	15.5	17.5	19.0	20.5
TOP TUBE LENGTH (Inches)	20.5	22	22.5	23	23.5	20.5	22	22.5	23	23.5	22.5	23	23.5	24	20.5	22.5	23	23.5	24	20.5	22	22.5	23	23.5	20.5	22	22.5	23	23.5
HEAD TUBE LENGTH (mm)	120	120	120	150	180	120	120	120	150	180	102	120	150	180	90	102	120	150	180	90	102	120	150	180	90	102	120	150	180
STEM LENGTH (mm)	80	105	135	135	150	90	110	120	120	140	105	135	135	150	80	105	135	135	150	80	105	135	135	150	80	105	135	135	150
HEAD ANGLE	71°				71°				71°				71°				71°												
SEAT ANGLE	74°				74°				74°				74°				74°												
CHAIN STAYS (Inches)	16.75				16.75				16.75				16.75				16.75												
MODEL	BEAR VALLEY SE				BEAR VALLEY				MUIRWOODS				BOBCAT TRAIL				HAWK HILL				BOLINAS RIDGE								
SIZES AVAILABLE (Inches)	14.0	15.5	17.5	19.0	20.5	14.0	15.5	17.5	19.0	20.5	14.0	15.5	17.5	19.0	20.5	17.5L	14.0	15.5	17.5	19.0	20.5	17.5L	14.0	15.5	17.5	19.0	20.5	17.5L	
TOP TUBE LENGTH (Inches)	20.5	22	22.5	23	23.5	20.5	22	22.5	23	23.5	20.5	21	21.75	22.5	23	22	20.5	21	21.75	22.5	23	22	20.5	21	21.75	22.5	23	22	
HEAD TUBE LENGTH (mm)	90	102	120	150	180	90	102	120	150	180	90	102	120	150	180	120	90	102	120	150	180	120	90	102	120	150	180	120	
STEM LENGTH (mm)	80	105	135	135	150	90	110	120	120	140	90	110	120	120	140	90	90	110	120	120	140	90	90	110	120	120	140	90	
HEAD ANGLE	71°				71°				70°				70°				70°												
SEAT ANGLE	74°				74°				73°				73°				73°												
CHAIN STAYS (Inches)	16.75				16.75				16.75				16.75				16.75												
MODEL	POINT REYES				REDWOODS				SAUSALITO				SAN RAFAEL				STINSON				LARKSPUR								
SIZES AVAILABLE (Inches)	15.5	17.5	19.0	20.5	15.5	17.5	19.0	20.5	15.5	17.5	19.0	20.5	15.5	17.5	19.0	20.5	15.5	17.5	19.0	20.5	15.5	17.5	19.0	20.5	15.5	17.5	19.0	20.5	
TOP TUBE LENGTH (Inches)	21	21.5	22	22.5	21	21.5	22	22.5	21	21.5	22	22.5	21	21.5	22	22.5	21	21.5	22	22.5	21	21.5	22	22.5	21	21.5	22	22.5	
HEAD TUBE LENGTH (mm)	102	120	150	180	102	120	150	180	102	120	150	180	102	120	150	180	102	120	150	180	102	120	150	180	102	120	150	180	
STEM LENGTH (mm)	110	120	120	140	110	120	120	140	110	120	120	140	110	120	120	140	110	120	120	140	110	120	120	140	110	120	120	140	
HEAD ANGLE	71°				71°				71°				71°				71°												
SEAT ANGLE	73°				73°				73°				73°				73°												
CHAIN STAYS (Inches)	17.25				17.25				17.25				17.25				17.25												

Available soon: 11.5" frame size with 26" wheels in selected models

These specifications are subject to change without notice.

MODEL	TEAM FR5	NAIL FR5	TEAM TITANIUM	MONOCOQUE	INDIAN FIRE TRAIL	ROCKY RIDGE	NAIL TRAIL	PALISADES TRAIL	TEAM ISSUE	TEAM MARIN	PINE MOUNTAIN	ELDRIDGE GRADE
<b>TUBING</b>	7000 Series Full Double Butted Alloy USA Material; Boxed Double Butted Swingarm w/Custom Cold Forged/CNC Yoke, Butted Head Tube, Replaceable Dropout	7000 Series Full Double Butted Alloy USA Material; Boxed Double Butted Swingarm w/Custom Cold Forged/CNC Yoke, Replaceable Dropout	Sandvik/Ancotech 3-2.5 Titanium w/Afterburner Rear Triangle, Butted Head Tube Custom Dropouts	Deep Drawn USA Made Aluminum Monocoque Main Frame, Custom Gauge Seat Tube & Stays, Replaceable Dropouts	7000 Series Full Double Butted Alloy USA Material; Boxed Double Butted Chain stays w/Custom Cold Forged/CNC Yoke, Butted Head Tube, Replaceable Dropout	7000 Series Double Butted Alloy USA Material; Replaceable Dropout	7000 Series Double Butted Alloy USA Material; Replaceable Dropout	7000 Series Double Butted Alloy USA Material; Replaceable Dropout	Marin Custom Heat Treated Cromo, Double Butted Tubing, Quad Butted Afterburner Rear Triangle, Butted Cromo Head Tube & BB, Investment Cast Dropouts	Marin Custom Heat Treated Cromo, Double Butted Tubing, Quad Butted Afterburner Rear Triangle, Butted Cromo Head Tube & BB, Investment Cast Dropouts	Marin Custom Tange Triple Butted Seat Tube, Double Butted Tubing, Quad Butted Afterburner Rear Triangle, Butted Head Tube, Cast Dropouts	Marin Custom Tange Triple Butted Seat Tube, Double Butted Tubing, Quad Butted Afterburner Rear Triangle, Butted Head Tube, Cast Dropouts
<b>FORK</b>	Answer/Manitou Mach 5 XC Comp	Answer/Manitou Mach 5 XC Comp	Dealer Option	Answer/Manitou Mach 5 XC Comp	1 1/8" Triple Butted Cromo	1 1/8" Triple Butted Cromo	1 1/8" Cromo	1 1/8" Cromo	Dealer Option	1 1/8" Triple Butted Cromo	1 1/8" Triple Butted Cromo	1 1/8" Triple Butted Cromo
<b>SHIFTERS</b>	Grip Shift X-Ray 800	Grip Shift 600	Grip Shift X-Ray 800	Grip Shift 600	Grip Shift X-Ray 800	Grip Shift 600	Grip Shift 600	Grip Shift 400	Shimano Deore XT Rapidfire +	Grip Shift X-Ray 800	Grip Shift X-Ray 800	Shimano Deore LX Rapidfire +
<b>BRAKE LEVERS</b>	Avid Speed Dial 2.0	DiaCompe PC-7N	Avid Speed Dial 2.0	DiaCompe PC-7N	Avid Speed Dial 2.0	Avid Speed Dial 2.0	Avid Speed Dial 2.0	2.5 Finger Alloy	Shimano Deore XT	Avid Speed Dial 2.0	Avid Speed Dial 2.0	Shimano Deore LX
<b>CANTILEVERS</b>	Marin Lite w/Ritchey Pads	Marin Lite	Marin Lite w/Ritchey Pads	Marin Lite	Marin Lite w/Ritchey Pads	Marin Lite w/Ritchey Pads	Marin Lite	Shimano	Shimano Deore XT V-Brake	Marin Lite w/Ritchey Pads	Marin Lite w/Ritchey Pads	Marin Lite w/Ritchey Pads
<b>PEDALS</b>	Dealer Option	Composite w/Alloy Cage	Dealer Option	Composite w/Alloy Cage	Marin Lite Alloy	Marin Lite Alloy	Composite w/Alloy Cage	Composite	Dealer Option	Marin Lite Alloy	Marin Lite Alloy	Marin Lite Alloy
<b>CRANK</b>	White Industries Expert 42-32-20	Shimano STX	White Industries Expert 42-32-20	Shimano STX	White Industries Comp 42-32-20	White Industries Comp 42-32-20	Shimano STX	Shimano STX	White Industries Expert 42-32-20	White Industries Expert 42-32-20	White Industries Comp 42-32-20	White Industries Comp 42-32-20
<b>CHAIN</b>	Shimano	Shimano	Shimano	Shimano	Shimano	Shimano	Shimano	Shimano	Shimano	Shimano	Shimano	Shimano
<b>FRONT DERAILLEUR</b>	Shimano Deore XT	Shimano STX	Shimano Deore XT	Shimano STX	Shimano Deore XT	Shimano Deore LX	Shimano STX	Shimano STX	Shimano Deore XT	Shimano Deore XT	Shimano Deore XT	Shimano Deore LX
<b>REAR DERAILLEUR</b>	Shimano Deore XT	Shimano STX-RC	Shimano Deore XT	Shimano STX-RC	Shimano Deore XT	Shimano Deore LX	Shimano STX-RC	Shimano STX	Shimano Deore XT	Shimano Deore XT	Shimano Deore XT	Shimano Deore LX
<b>FREEHUB COGS</b>	Shimano 11-28 8 spd	Shimano 11-28 7 spd	Shimano 11-28 8 spd	Shimano 11-28 7 spd	Shimano 11-28 8 spd	Shimano 11-28 8 spd	Shimano 11-28 7 spd	Shimano 11-28 7 spd	Shimano 11-28 8 spd	Shimano 11-28 8 spd	Shimano 11-28 8 spd	Shimano 11-28 8 spd
<b>REAR HUB</b>	Shimano Deore XT Sealed QR	Shimano STX-RC Sealed QR	Shimano Deore XT Sealed QR	Shimano STX-RC Sealed QR	Shimano Deore LX Sealed QR	Shimano Deore LX Sealed QR	Shimano STX-RC Sealed QR	Rock Star Sealed QR	Shimano Deore XT Sealed QR	Shimano Deore XT Sealed QR	Shimano Deore LX Sealed QR	Shimano Deore LX Sealed QR
<b>FRONT HUB</b>	White Industries Tracker, Sealed QR	Shimano STX-RC Sealed QR	White Industries Tracker Sealed QR	Shimano STX-RC Sealed QR	White Industries Sealed QR	Shimano Deore LX Sealed QR	Shimano STX-RC Sealed QR	Rock Star Sealed QR	White Industries Tracker Sealed QR	White Industries Tracker Sealed QR	White Industries Sealed QR	Shimano Deore LX Sealed QR
<b>SEATPOST</b>	Marin Lite Pro 350mm	Marin Lite Comp 350mm	Marin Lite Pro 350mm	Marin Lite Comp 350mm	Marin Lite Pro 350mm	Marin Lite Comp 350mm	Marin Lite Comp 350mm	Alloy Micro Adjust 330mm	Marin Lite Pro 350mm	Marin Lite Pro 350mm	Marin Lite Pro 350mm	Marin Lite Comp 330mm
<b>O.R.</b>	Marin Lite QR Polished/Collar	Marin Lite QR Polished/Collar	Marin Lite QR Polished/Collar	Marin Lite QR Polished/Collar	Marin Lite Polished QR/Collar	Marin Lite Polished QR/Collar	Marin Lite Polished QR/Collar	Alloy Quick Release	Marin Lite Polished QR	Marin Lite Polished QR	Marin Lite Polished QR	Marin Lite Polished QR
<b>SEAT</b>	Ritchey Vector, Leather w/Tubular Cromo Rails	Ritchey Vector Satin Rails	Ritchey Vector, Leather w/Tubular Cromo Rails	Ritchey Vector Satin Rails	Ritchey Vector, Leather w/Tubular Cromo Rails	Ritchey Vector Satin Rails	Ritchey Vector Satin Rails	Marin Sport Satin Rails	Ritchey Vector, Leather w/Tubular Cromo Rails	Ritchey Vector, Leather w/Tubular Cromo Rails	Ritchey Vector, Leather w/Tubular Cromo Rails	Ritchey Vector Satin Rails
<b>STEM</b>	Marin Lite Threadless Stem 6" Rise	Marin Lite Threadless Stem 6" Rise	Marin Lite Threadless Stem 6" Rise	Marin Lite Threadless Stem 6" Rise	Marin Lite Threadless Stem 6" Rise	Marin Lite Threadless Stem 6" Rise	Marin Lite Threadless Stem 6" Rise	Marin Lite Cromo 10" Rise	Marin Lite Threadless Stem 6" Rise	Marin Lite Threadless Stem 6" Rise	Marin Lite Threadless Stem 6" Rise	Marin Lite Threadless Stem 6" Rise
<b>BAR</b>	Marin Lite Alloy CNC	Marin Lite Alloy CNC	Marin Lite Alloy CNC	Marin Lite Alloy CNC	Marin Lite Alloy CNC	Marin Lite Alloy CNC	Marin Lite Alloy CNC	Marin Lite Alloy CNC	Marin Lite Alloy CNC	Marin Lite Alloy CNC	Marin Lite Alloy CNC	Marin Lite Alloy CNC
<b>RIMS</b>	Mavic 220 32"	Mavic 238 32"	Mavic 217 32"	Mavic 238 32"	Mavic 220 32"	Mavic 238 32"	Mavic 238 32"	Araya GP-710 32"	Mavic 220 32"	Mavic 220 32"	Mavic 220 32"	Mavic 238 32"
<b>SPOKES</b>	DT Competition 1.8 x 1.6 mm DB w/Alloy Nipples	15 Gauge Stainless	DT Revolution 2.0 x 1.5 mm DB w/Alloy Nipples	15 Gauge Stainless	DT Competition 1.8 x 1.6 mm DB w/Alloy Nipples	DT Competition 1.8 x 1.6 mm DB w/Alloy Nipples	15 Gauge Stainless	15 Gauge Stainless	DT Competition 1.8 x 1.6 mm DB w/Alloy Nipples	DT Competition 1.8 x 1.6 mm DB w/Alloy Nipples	DT Competition 1.8 x 1.6 mm DB w/Alloy Nipples	DT Competition 1.8 x 1.6 mm DB w/Alloy Nipples
<b>TIRE/TUBE</b>	Marin Quake 120 TPI - 2.1 Kevlar Bead, Grey	Marin Quake Grey - 2.1	Marin Quake 120 TPI - 2.1 Kevlar Bead, Grey	Marin Quake Grey - 2.1	Marin Quake 120 TPI - 2.1 Kevlar Bead, Grey	Marin Quake 120 TPI - 2.1 Grey	Marin Quake Grey - 2.1	Marin Quake Grey - 2.1	Marin Quake 120 TPI - 2.1 Kevlar Bead, Grey	Marin Quake 120 TPI - 2.1 Kevlar Bead, Grey	Marin Quake 120 TPI - 2.1 Kevlar Bead, Grey	Marin Quake 120 TPI - 2.1 Grey
<b>BOTTOM BRACKET</b>	Shimano Cartridge, Sealed	Shimano Cartridge, Sealed	Shimano Cartridge, Sealed	Shimano Cartridge, Sealed	Shimano Cartridge, Sealed	Shimano Cartridge, Sealed	Shimano Cartridge, Sealed	Shimano Cartridge, Sealed	Shimano Cartridge, Sealed	Shimano Cartridge, Sealed	Shimano Cartridge, Sealed	Shimano Cartridge, Sealed
<b>HEADSET</b>	Dia-Tech Threadless, 1 1/8" Alloy	Dia-Tech Threadless, 1 1/8" Alloy	Dia-Tech Threadless, 1 1/8" Alloy	Dia-Tech Threadless, 1 1/8" Alloy	Dia-Tech Threadless, 1 1/8" Alloy	Dia-Tech Threadless, 1 1/8" Alloy	Dia-Tech Threadless, 1 1/8" Alloy	Marin Lite, Sealed, 1 1/8"	Dia-Tech Threadless, 1 1/8" Alloy	Dia-Tech Threadless, 1 1/8" Alloy	Dia-Tech Threadless, 1 1/8" Alloy	Dia-Tech Threadless, 1 1/8" Alloy
<b>GRIPS</b>	Marin Lite Rubber w/Logo	Marin Lite Rubber w/Logo	Marin Lite Rubber w/Logo	Marin Lite Rubber w/Logo	Marin Lite Rubber w/Logo	Marin Lite Rubber w/Logo	Marin Lite Rubber w/Logo	Marin Lite Rubber w/Logo	Marin Lite Rubber w/Logo	Marin Lite Rubber w/Logo	Marin Lite Rubber w/Logo	Marin Lite Rubber w/Logo
<b>EXTRAS</b>	Marin Lite One Piece Cold Forged Bar Ends	Toe Clips & Straps Marin Lite One Piece Cold Forged Bar Ends	Marin Lite One Piece Cold Forged Bar Ends	Toe Clips & Straps Marin Lite One Piece Cold Forged Bar Ends	Toe Clips & Straps Marin Lite One Piece Cold Forged Bar Ends	Toe Clips & Straps Marin Lite One Piece Cold Forged Bar Ends	Toe Clips & Straps Marin Lite One Piece Cold Forged Bar Ends	Toe Clips & Straps Marin Lite One Piece Cold Forged Bar Ends	Marin Lite One Piece Cold Forged Bar Ends	Toe Clips & Straps Marin Lite One Piece Cold Forged Bar Ends	Toe Clips & Straps Marin Lite One Piece Cold Forged Bar Ends	Toe Clips & Straps Marin Lite One Piece Cold Forged Bar Ends
<b>COLOR</b>	High Polish	High Polish	Natural Titanium	High Polish	High Polish	High Polish	High Polish	Ano Black	Pewter	Pewter	Pewter	Pewter

*In addition to world class mountain and city bikes, Marin also makes a full line of bags, accessories, and riding gear. Check with your local Marin dealer for a complete selection.*

MODEL	BEAR VALLEY SE	BEAR VALLEY	MUIRWOODS	BOBCAT TRAIL	HAWK HILL	BOLINAS RIDGE	POINT REYES	REDWOOD	SAUSALITO	SAN RAFAEL	STINSON	LARKSPUR	
<b>TUBING</b>	Marin Custom Tange Triple Butted Seat Tube, Double Butted Cromo Tubing, Double Butted Afterburner Rear Triangle, Butted Head Tube, Cast Dropouts	Marin Custom Tange Triple Butted Seat Tube, Double Butted Cromo Tubing, Double Butted Afterburner Rear Triangle, Butted Head Tube, Cast Dropouts	Marin Custom Tange Triple Butted Seat Tube, w/Butted Cromo Tubing, Double Butted Afterburner Rear Triangle, Butted Head Tube Investment Cast Dropouts	Marin Custom Tange Triple Butted Seat Tube, Afterburner Rear Triangle, Butted Head Tube Investment Cast Dropouts	Marin Custom Tubing, Tange Triple Butted Cromo Seat Tube, Vertical Forged Dropouts	Marin Custom Tubing, Tange Triple Butted Cromo Seat Tube, Vertical Forged Dropouts	7000 Series Double Butted Alloy USA Material, Replaceable Dropout	7000 Series Double Butted Alloy USA Material, Replaceable Dropout	Marin Custom Tange Triple Butted Cromoly Seat Tube, Butted Cromo Tubing, Butted Rear Triangle, Vertical Forged Dropouts	Marin Custom Tange Triple Butted Cromo Seat Tube, Cromo Tubing, Vertical Forged Dropouts	Marin Custom Tange Triple Butted Cromo Seat Tube, Vertical Forged Dropouts	Marin Custom Tange Triple Butted Cromo Seat Tube, Vertical Forged Dropouts	Marin Custom Tange Triple Butted Cromo Seat Tube, Vertical Forged Dropouts
<b>FORK</b>	1 1/8" Triple Butted Cromo	1 1/8" Cromo	1 1/8" Cromo	1 1/8" Cromo	1 1/8" Cromo	1 1/8" Cromo	1 1/8" Cromo	1 1/8" Cromo	1" Cromo	1" Cromo	1" Cromo	1" Cromo	
<b>SHIFTERS</b>	Grip Shift 600	Shimano STX Rapidfire +	Shimano Alivio Rapidfire +	Grip Shift 300i	Grip Shift MRX100	Shimano Altus EZ Fire	Grip Shift 600 8 Spd	Shimano STX Rapid Fire +	Grip Shift 400	Grip Shift 300i	Grip Shift, Quick Shift MRX-100	Grip Shift, Quick Shift MRX-100	
<b>BRAKE LEVERS</b>	Avid Speed Dial 2.0	Shimano STX	Shimano Alivio	3 finger Alloy Shimano	3 finger Alloy Shimano	Shimano Altus	DiaCompe FC-7M	Shimano STX	2.5 Finger Alloy Shimano	3 Finger Alloy Shimano	3 Finger Alloy Shimano	3 Finger Alloy Shimano	
<b>CANTILEVERS</b>	Marin Lite	Shimano STX	Shimano	Shimano	Shimano	Alloy	Marin Lite, w/ Ritchey pads	Shimano STX	Shimano	Shimano	Alloy	Alloy	
<b>PEDALS</b>	Composite w/Alloy Cage	Composite w/Alloy Cage	Composite	Composite	Composite	Composite	Marin Lite Alloy	Composite w/Alloy Cage	Composite	Composite	Composite	Composite	
<b>CRANK</b>	Shimano STX RC	Shimano STX	Shimano Alivio	Shimano Alivio	Shimano Acera X	Shimano Altus	White Industries Comp 42-32-20	Shimano STX	Shimano STX	Shimano Alivio	Shimano Acera X	Shimano Altus	
<b>CHAIN</b>	Shimano	Shimano	Shimano	Shimano	KMC	KMC	Shimano	Shimano	Shimano	KMC	KMC	KMC	
<b>FRONT DERAILLEUR</b>	Shimano STX	Shimano STX	Shimano Alivio	Shimano Acera X	Shimano Acera X	Shimano Altus	Shimano LX	Shimano STX	Shimano STX	Shimano Acera X	Shimano Acera X	Shimano Altus	
<b>REAR DERAILLEUR</b>	Shimano STX RC	Shimano STX RC	Shimano Alivio	Shimano Alivio	Shimano Acera X	Shimano Altus	Shimano LX	Shimano STX-RC	Shimano STX	Shimano Alivio	Shimano Acera X	Shimano Altus	
<b>FREEHUB COGS</b>	Shimano 11-28 7 spd	Shimano 11-28 7 spd	Shimano 11-28 7 spd	Shimano 11-28 7 spd	Shimano 12-28 7 spd	Shimano 12-28 7 spd	Shimano 11-28 8 spd	Shimano 11-28 7 spd	Shimano 11-28 7 spd	Shimano 11-28 7 spd	12-28 7 spd	12-28 7 spd	
<b>REAR HUB</b>	Shimano STX RC Sealed QR	Shimano STX RC Sealed QR	Rock Star Sealed QR	Rock Star Sealed QR	Rock Star Sealed QR	Rock Star Sealed QR	Shimano LX Sealed QR	Shimano STX-RC Sealed QR	Shimano STX-RC Sealed QR	Rock Star Sealed QR	Rock Star Sealed QR	Rock Star Sealed QR	
<b>FRONT HUB</b>	Shimano STX RC Sealed QR	Shimano STX RC Sealed QR	Rock Star Sealed QR	Rock Star Sealed QR	Rock Star Sealed QR	Rock Star Sealed QR	Shimano LX Sealed QR	Shimano STX-RC Sealed QR	Rock Star Sealed QR	Rock Star Sealed QR	Rock Star Sealed QR	Rock Star Sealed QR	
<b>SEATPOST</b>	Marin Lite Comp 330mm	Marin Lite Comp 330mm	Alloy Micro Adjust	Alloy Micro Adjust	Alloy Micro Adjust	Alloy Micro Adjust	Marin Lite Pro 350mm	Marin Lite Comp 330mm	Alloy Micro Adjust	Alloy Micro Adjust	Alloy Micro Adjust	Alloy Micro Adjust	
<b>Q.R.</b>	Marin Lite Polished QR	Marin Lite Polished QR	Alloy Quick Release	Alloy Quick Release	Alloy Quick Release	Alloy Quick Release	Marin Lite Bolt Type	Marin Lite Bolt Type	Marin Lite Bolt Type	Marin Lite Bolt Type	Marin Lite Bolt Type	Marin Lite Bolt Type	
<b>SEAT</b>	Ritchey Vector Satin Rails	Ritchey Vector Satin Rails	Marin Sport Satin Rails	Marin Comfort w/Soft Foam	Marin Comfort w/Soft Foam	Marin Comfort w/Soft Foam	Ritchey Vector, Leather w/Tubular Cromo Rails	Ritchey Vector Satin Rails	Marin Sport Satin Rails	Marin Comfort w/Soft Foam	Marin Comfort w/Soft Foam	Marin Comfort w/Soft Foam	
<b>STEM</b>	Marin Lite Threadless Stem 6" Rise	Marin Lite Cromo 10" Rise	Marin Lite Cromo 10" Rise	Marin Lite Cromo 10" Rise	Marin Lite Cromo 10" Rise	Marin Lite Cromo 15" Rise	Marin Lite Cromo 15" Rise	Marin Lite Cromo 15" Rise	Marin Lite Cromo 30" Rise	Marin Lite Cromo 30" Rise	Marin Lite Cromo 30" Rise	Marin Lite Cromo 30" Rise	
<b>BAR</b>	Marin Lite 6061 Alloy	Marin Lite 6061 Alloy	Marin Lite 6061 Alloy	Marin Lite 6061 Alloy	Marin Lite 6061 Alloy	5" Bend CP Satin	Marin Lite Alloy CNC	Marin Lite 6061 Alloy	Marin Lite 6061 Alloy	Marin Lite 6061 Alloy	Marin Lite 6061 Alloy	2" Rise, CP Satin	
<b>RIMS</b>	Mavic 238 32"	Mavic 238 32"	Araya GP-710 32"	Araya GP-710 32"	Araya GP-710 32"	Alloy 36"	Araya TX 350 36"	Araya TX 350 36"	Araya PX 635 36"	Araya PX 635 36"	Araya PX 635 36"	Alloy 36"	
<b>SPOKES</b>	15 Gauge Stainless	15 Gauge Stainless	15 Gauge	15 Gauge	15 Gauge	15 Gauge	DT Competition 1.8 x 1.6 mm DB w/Alloy Nipples	14 Gauge Stainless	14 Gauge Stainless	14 Gauge	14 Gauge	14 Gauge	
<b>TIRE, TUBE</b>	Marin Quake 120 TPI - 2.1 Grey	Marin Quake 120 TPI - 2.1 Grey	Marin Quake Grey - 2.1	Marin Lite Grey - 2.0	Marin Lite Grey - 2.0	Marin Lite Grey - 2.0	Marin Hybrid 700 x 35c Knobby	Marin Hybrid 700 x 35c Knobby	Marin Hybrid 700 x 35c Street	Marin Hybrid 700 x 35c Street	Marin Hybrid 700 x 35c Street	Marin Hybrid, 700 x 35c Street	
<b>BOTTOM BRACKET</b>	Shimano Cartridge, Sealed	Shimano Cartridge, Sealed	Cartridge Sealed	Cartridge Sealed	Cartridge Sealed	Cartridge Sealed	Shimano Cartridge, Sealed	Shimano Cartridge, Sealed	Shimano Cartridge, Sealed	Cartridge Sealed	Cartridge Sealed	Cartridge Sealed	
<b>HEADSET</b>	Dia-Tech Threadless, 1 1/8"	Marin Lite Threadless, 1 1/8"	Marin Lite Sealed, 1 1/8"	Marin Lite Sealed, 1 1/8"	Marin Lite Sealed, 1 1/8"	Marin Lite Sealed, 1 1/8"	Marin Lite Sealed, 1 1/8"	Marin Lite Sealed, 1 1/8"	Marin Lite Sealed, 1"	Marin Lite Sealed, 1"	Marin Lite Sealed, 1"	Marin Lite Sealed, 1"	
<b>GRIPS</b>	Marin Lite Rubber With Logo	Marin Lite Rubber With Logo	Marin Lite Rubber With Logo	Marin Lite Rubber With Logo	Marin Lite Rubber With Logo	Marin Lite Rubber With Logo	Marin Lite Rubber With Logo	Marin Lite Rubber With Logo	Marin Lite Rubber With Logo	Marin Lite Rubber With Logo	Marin Lite Rubber With Logo	Marin Lite Rubber With Logo	
<b>EXTRAS</b>	Toe Clips & Straps Marin Lite One Piece Cold Forged Bar Ends	Toe Clips & Straps Marin Lite One Piece Cold Forged Bar Ends	Toe Clips & Straps	Toe Clips & Straps	Toe Clips & Straps	Toe Clips & Straps	Toe Clips & Straps Marin Lite One Piece Cold Forged Bar Ends	Toe Clips & Straps Marin Lite One Piece Cold Forged Bar Ends	Toe Clips & Straps	Toe Clips & Straps	Toe Clips & Straps	Toe Clips & Straps	
<b>COLOR</b>	Ano Black	Ano Black	Champagne	Champagne	Champagne	Champagne	High Polish	High Polish	Gloss Titanium	Gloss Titanium	Gloss Titanium	Gloss Titanium	

Marin, Pine Mountain, Eldridge Grade, Bear Valley, Muirwoods, Bobcat Trail, Indian Fire Trail, Rocky Ridge, Quake, FR5, Point Reyes, Redwood & Rockstar are registered trademarks of Marin Mountain Bikes, Inc. San Rafael, Stinson, Larkspur, Sausalito are trademarks of Marin Mountain Bikes, Inc.



All specifications are subject to change without notice. Please take the time to read the Owner's Manual that comes with your bike. All bikes come fully equipped with CPSC approved reflectors, however for night time riding, it is the rider's responsibility to use an adequate lighting system.

This catalog printed on recycled paper

© 1995 Marin Mountain Bikes, Inc.

## *Marin Mountain Bikes, Inc. Limited Warranty*

Subject to the terms, conditions and limitations set forth below, Marin Mountain Bikes, Inc. (a California Corporation) located in San Rafael, California warrants to the original owner of each new Marin bicycle that this bicycle is free from defects in workmanship and materials provided it is purchased from an authorized Marin Bicycle Dealer.

This Limited Warranty covers frames and rigid forks of Marin Bicycles and shall be for the lifetime of the original owner.

Marin likewise warrants all original parts including paint and decals for one year from the date of purchase.

Suspension forks shall be covered under the stated warranty of the original manufacturers.

This warranty is expressly limited to the repair or replacement of a defective frame, fork, or defective part and is the sole remedy of the warranty.

This warranty applies only to the original owner and is not transferable. Claims under this warranty are to be made through an authorized Marin dealer. Proof of purchase is required.

A warranty registration card must be completed and received by Marin Mountain Bikes before a warranty claim may be processed. Please include the bicycle serial number on the warranty registration card.

The warranty does not cover normal wear and tear, improper assembly, follow-up maintenance, or installation of parts or accessories not originally intended or compatible with the bicycle as sold.

This warranty does not apply to damage or failure due to accident, abuse or neglect.

Marin shall not be responsible for incidental or consequential damages.

Labor charges for parts changeovers or incidental costs such as transportation to and from an authorized dealer for repair or replacement of any defective part or accessory are not covered in the warranty.

The user assumes the risk of any personal injury or damage to the bicycle or other losses if the bicycle is used at any time for stunt riding, jumping, acrobatics, dirt biking or similar activities, competitive riding, with power or motor assistance of any kind, or anything other than normal use. This warranty gives you specific legal rights, and your rights may vary from state to state.

Marin does not authorize or permit anyone else, including it's dealers, to make any other warranties, express or implied, for Marin.

This warranty applies only for those bicycles purchased in the U.S.A.

If purchasing a Marin Bicycle outside the U.S.A. ask your dealer for the specific warranty in your country.

## *Cycle, Recycle, & Wear A Helmet*

*Marin Mountain Bikes Authorized Dealer*

## *United Kingdom & Benelux Distributor*

### **ATB Sales, Ltd.**

**Whitworth Road • St. Leonards-on-Sea**

**East Sussex TN37 7PZ**

**Ph: 01424 753566 • Fax: 01424 751415**