

dawes

Nineteen Ninety Six



Coulville Cycles 01530 832179.
 Hendley B. Page & Son. 01455 634014.
 Leicestershire Julius Cycles 0116 770449.
 L/Boo Beacon Cycles 0116 707936.
 01509 215448.
~~Newlands Castle Cycles 01636 798814~~

Keeping ahead of the market, setting trends and being at the forefront of design technology has enabled us to remain the UK's premier bicycle manufacturer.

With an in-house design team travelling the world – along with a factory encompassing the finest frame makers and assemblers where quality is paramount – our 1996 range is undoubtedly second to none.

Mansfield A.C. Sports LTD 01623 23389,
 Modolo £49.99.
 St John St Cycles 01278 423632.
 Multi-Robin Stem 29.95.

Engineered by enthusiasts for enthusiasts.

5" 6 1/2" straight

6" 8"

On road or off, top-level racing or leisure cycling, we have the right bike to fulfil your personal aspirations.


St John St Cycles

Modolo
£49.99.

01278 423632.

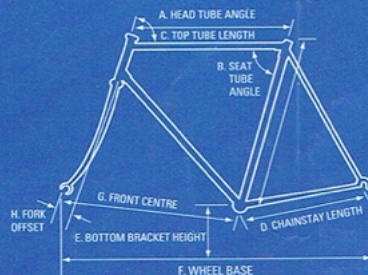
Stem 29.95.

Multi-Robin



Frame Geometry

At Dawes, we pay the utmost attention to detail at the design stage to ensure that our bikes meet strict performance criteria.



Dawes Cycles Ltd.,
 Wharfdale Road, Tyseley, Birmingham B11 2DG, England.
 Tel: 0121 706 6662 Fax: 0121 708 2670.



THE

Mountain



Frame featuring Ritchey investment cast drop-outs



Frame featuring the new Reynolds 853 fillet brazed tube set


Shimano new for '96 V Brake system



FOUR



Mountain



Drive train featuring Sachs Quarz rear gear and 8 SPD cassette





QUANTUM LX

Tektro red anodised canti-brake system



Handlebar assembly featuring Exlite, Rental and Sachs components

KUDOS

If you're looking for the ultimate, you'll find it in Kudos. It features a Cro-Mo full suspension frame with Pace MXC suspension forks for maximum control in all off road situations – plus a unique European specification:

- Gippieme 4-spoke wheels
- Quarz 31.8 top pull/Sachs gearset
- Middleburn low pro 26-36-46 chainset
- Exlite stem
- USE pillar

Colour: Satin Silver

EDGE XT

Featuring a fillet brazed frame and fork using Reynolds new 853, combined with Shimano XT24 speed/Grip Shift X-Ray shifters for the latest in shifting technology.

- XT 'V' type canti brakes and levers
- 'Lockit' Cro-Mo pillar
- Pace RC35 suspension fork option

Colour: Pearl Yellow

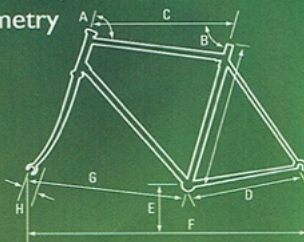
QUANTUM LX

Polished alloy 7005 series frame with Cro-Mo fat taper fork for ultra-light strength.

- Shimano LX24 speed/Grip Shift X-Ray shifters
- Tektro cantilevers and brakes, colour co-ordinated with stem, bar ends and accessory components
- 'Lockit' alloy pillar

Colour: Polished alloy – Black Fork

Frame Geometry



EDGE XT

	43cm	48cm	53cm
A	71°	71°	71°
B	73°	73°	73°
C	555mm	575mm	590mm
D	420mm	420mm	420mm
E	298mm	298mm	298mm
F	1025mm	1043mm	1057mm
G	608mm	630mm	645mm
H	40mm	40mm	40mm

QUANTUM LX / STX-RC

	43cm	48cm	53cm
A	71°	71°	71°
B	73°	73°	73°
C	555mm	575mm	590mm
D	420mm	420mm	420mm
E	298mm	298mm	298mm
F	1030mm	1048mm	1062mm
G	613mm	635mm	650mm
H	45mm	45mm	45mm



Cro-Mo A-Head system H/Bar and stem with Flip-Flop feature

SIX

Mountain



Shimano STX-RC IG gear system

7005-T6 alloy frame featuring detachable rear drop-out



QUANTUM STX-RC



ZENITH

Blue anodised alloy canti-brake system



OBLIVION



OBLIVION LADIES

QUANTUM STX-RC

Alloy 7005 series frame with Cro-Mo fat taper fork for ultra-light strength.

- RD STX-RC/Alivio 21 speed with Grip Shift control
 - Acera-X cantilevers with Tektro brake levers
 - 'Lockit' satin finish pillar
- Colour: Black

OMEGA

Featuring new Fuji tubing, Omega has a tig welded Cro-Mo DB frame and fork with the option of 'Ballistic' XL300 suspension.

- Alivio 21 speed Grip Shift 400
 - A-Head type Cro-Mo, titanium finish stem and bars
 - Alloy bar ends
 - 'Lockit' titanium finish pillar
- Colour: Vibrant Red

ZENITH

Sharing the same new competition geometry frameset as Omega, Zenith offers tig welded Cro-Mo DB frame and fork with Grip Shift shifting technology.

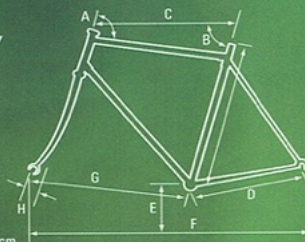
- Acera-X 21 speed
 - Blue anodised alloy brakes and cantilevers
 - Cro-Mo titanium finish bars
 - Alloy bar ends
 - 'Lockit' titanium finish pillar
- Colour: Gold

OBLIVION

Featuring a tig welded A4130 Cro-Mo frame with forged dropouts, combined with C-91 21 speed STI 'EZ' Fire gears.

- ATB satin finish stem and bars
 - Alloy bar ends
- Colour: Green/Gunmetal Split

Frame Geometry



	41cm	46cm	51cm	54cm
A	70.5°	71°	71°	71°
B	74°	73°	73°	73°
C	545mm	576mm	585mm	593mm
D	420mm	420mm	420mm	420mm
E	298mm	298mm	298mm	298mm
F	1028mm	1045mm	1051mm	1061mm
G	613mm	628mm	636mm	644mm
H	45mm	45mm	45mm	45mm



EIGHT



Mountain



XCESS LADIES



RETRO



7 SPD Grip-shift controls



Bullhorn style handlebar



RETRO

Retro offers the same frame as Oblivion with Grip Shift shifting technology.

- Tig welded A41 30 Cro-Mo frame with forged dropouts
 - Shimano Acera-X 21 speed control with Grip Shift
 - Alloy cantilever brakes
 - Alloy - Micro adjustable pillar
- Colour: Copper

XCESS

With Shimano TY-22 18 speed indexed thumbshifters, Xcess gives you accurate 'first time, every time' gear selection.

- AM10 tig welded frame
 - Ofmega chainset
 - ATB satin finish stem and bars
- Colour: Electric Blue/Silver Split

RESPECT

Grip Shift gear control and an AM10 tig welded frameset make Respect exceptional value.

- Shimano 21 speed Acera-X with Grip Shift
 - Cantilever brakes
 - Alloy wheels
 - Ladies option
- Colour: Silver

REACTION

Featuring thumbshift 18 speed gear system and alloy wheels, Reaction is a force to be reckoned with!

- Shimano TY20 SIS gears with thumb shifters
 - Cantilever brakes
 - Alloy wheels
 - Bullhorn handlebars
 - Bottle and cage
 - Boys option
- Colour: Black

INFINITY

A tig welded Hi-Ten frameset coupled with Shimano 18 SIS TY20 thumbshift gearset.

- Cantilever brakes
 - Alloy wheels
 - Vetta saddle for extra comfort
- Colour: Rosso Red



Mountain

TOUCHDOWN

There's a Touchdown for all the family – ranging from a 34cm frame for juniors and 41cm versions for both girls and boys, to range of full-size frames for gents and ladies.

- Tig welded hi-ten frameset
 - Cantilever brakes
 - Alloy wheels
 - Shimano 18 speed SIS thumb shift gearset (6 speed on junior version)
- Colour: Green or Yellow



TOUCHDOWN

ELEVEN

Synthesis





£ 674

TWELVE


Synthesis

New Shimano 8 SPD
IG XT gear system





Mavic UB controlled rim Vredestien Spider tyre



Synthesis – the Dawes concept bicycle that blends off-road styling with on-road practicality.

Often copied but never bettered, this unisex design with sloping ATB-style geometry and 700c wheels make Synthesis ideal for all round use.

653 XT

The combination of a Reynolds 653 fillet brazed frameset for strength and lightness, with the ultimate in Grip Shift gear control.

- XT 24 speed X-Ray Grip Shift
 - XT 44/32/22 IG chainset
 - LX Canti/Tektro levers
 - 'Lockit' Cro-Mo seat pillar
- Colour: British Racing Green

501 LX

Offers the same frame qualities as Synthesis XT, but with Reynolds 501 tubeset.

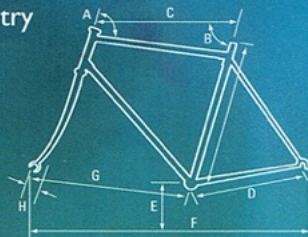
- LX 24 speed X-Ray Grip Shift
 - LX chainset
 - 'Lockit' Cro-Mo seat pillar
- Colour: Olive Green

501 STX-RC

A Reynolds 501 fillet brazed frame coupled with double eyeletted rims for enhanced braking performance.

- Mavic 237D 36H rims
 - Shimano STX-RC 21 speed STI groupset
 - 'Lockit' Cro-Mo seat pillar
- Colour: Metallic Black

Frame Geometry



	501LX	501STX-RC	653XT
	43cm	48cm	53cm
A	71°	71°	71°
B	75°	74°	74°
C	556mm	568mm	576mm
D	445mm	445mm	445mm
E	297mm	297mm	297mm
F	1070mm	1070mm	1075mm
G	632mm	632mm	636mm
H	50mm	50mm	50mm




FOURTEEN

Synthesis

For added security, certain Synthesis models feature a 'Lockit' seat pillar, specially designed to neatly store a high-quality cable lock. The cable lock itself is available from your Dawes dealer. As in our Mountain range, Synthesis models also feature Expedia saddles



C91 STI



Shimano's new 'EZ' Fire shifters



£379

ALVIO CRO-MO

Introducing the Fuji Cro-Mo tig welded frame - a new option for 1996.

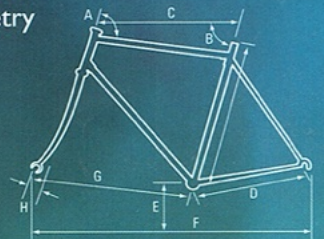
- Shimano Alivio 21 speed with Grip Shift control
 - Cro-Mo tig welded titanium finish stem and bars
 - Alloy bar ends
 - 'Lockit' titanium finish pillar
 - Selle Italia 'Expedia' saddle
 - Grey 'Speedtrax' tyres
- Colour: Electric Blue

C91 STI

A popular mid-range model with excellent ride characteristics, featuring a tig welded AM10 frame.

- Alloy box section rims
 - Quick-release seat bolt
 - Shimano CT91 21 speed groupset
 - Shimano new 'EZ' Fire shifters
 - Quick-release front wheel
 - Nokia 'Rollspeed Cat' tyres
- Colour: Vibrant Red

Frame Geometry



ALVIO	43cm	48cm	53cm	58cm
A	71°	71°	71°	71°
B	75°	74°	74°	74°
C	556mm	568mm	576mm	583mm
D	445mm	445mm	445mm	445mm
E	297mm	297mm	297mm	297mm
F	1070mm	1070mm	1075mm	1083mm
G	632mm	632mm	636mm	649mm
H	50mm	50mm	50mm	50mm

TY22

Sharing Acera's tig welded AM10 frame, TY22 features Alesa 4019 polished rims – strong enough to take on any terrain.

- Shimano TY22 18 speed gears with thumbshift

- Omega chainset

Colour: Electric Blue



AM-10 tig welded frame




Synthesis

ACERA X

- Tig welded AM10 frame
- Acera-X Grip Shift
- Alloy canti brakes and levers for precise stopping power


Colour: Gold





SEVENTEEN


Street



SEVENTEEN

Street

7005-T6 tig welded oversize
frame tubes



STREET FORCE



EIGHTEEN

Street





For added security, certain Street models feature a 'Lockit' seat pillar, specially designed to neatly store a high-quality cable lock. The cable lock itself is available from your Dawes dealer



MEAN STREET XT

The ultimate town/trail machine, sharing the frame technology of our renowned Touring range.

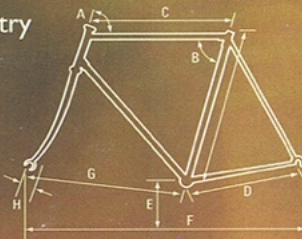
- Reynolds 531 ST lugged brazed frame
 - Reynolds 531 fillet brazed fork
 - LX Q/R hubs
 - Mavic 237D 32H rims
 - Stainless spokes
 - Continental 'City Grip' tyres
 - Shimano XT 24 speed 'X-Ray' Grip Shift
 - 'Lockit' Cro-Mo satin finish pillar
- Colour: Electric Blue

STREET FORCE

A new 7005 series alloy frame concept for 1996, combining lightness with strength to create a truly 'sporty' street machine.

- Alloy tig welded 7005 series frame
 - Shimano STX-RC 21 speed with Grip Shift controls
 - Shimano STX-RC chainset
 - Bluemels mudguards
 - Alloy handlebars and stem
 - Vetta Litegel saddle
 - Alloy 'Lockit' seat pillar
- Colour: Olive Green

Frame Geometry



STREET FORCE - STREET LITE

GENTS				LADIES				
	53cm	56cm	59cm	62cm	50cm	53cm	56cm	
A	70.5°	70.5°	71°	71°	A	70.5°	70.5°	70.5°
B	74°	74°	72°	72°	B	74°	74°	74°
C	544mm	560mm	580mm	595mm	C	545mm	545mm	545mm
D	450mm	450mm	450mm	450mm	D	450mm	450mm	450mm
E	286mm	286mm	286mm	286mm	E	286mm	286mm	286mm
F	1053mm	1065mm	1061mm	1078mm	F	1051mm	1051mm	1051mm
G	612mm	626mm	626mm	638mm	G	612mm	612mm	612mm
H	50mm	50mm	50mm	50mm	H	50mm	50mm	50mm



Shimano 7 SPD hub
Revoshift control

TWENTY

Street



Non-slip pedal featured
in the street range





Sachs 3 SPD hub combined with 7 SPD derailleur



STREET WISE ALIVIO

- Reynolds 501 lugged brazed frame
 - Shimano Alivio 21 speed STI
 - Shimano Alivio chainset
 - Alloy forged street type stem
 - Alloy trekking-type bars
 - Ladies option
- Colour: Metallic Black

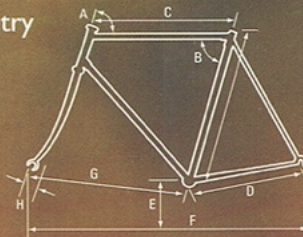
STREET WISE NEXUS

- Reynolds 501 lugged brazed frame
 - Shimano Nexus 7 speed internal hub gear
 - Ladies option features low "step-over" top tube
 - Gents option
 - Alloy forged street type stem
 - Alloy trekking-type bars
- Colour: Metallic Black

STREET WISE 3x7

- Reynolds 501 lugged brazed frame
 - Sachs 3 x 7 21 speed gear system
 - Ladies option features low "step-over" top tube
 - Alloy forged street type stem
 - Alloy trekking-type bars
- Colour: Metallic Black

Frame Geometry



STREET SCENE - STREET SPIRIT - STREET WISE

GENTS					LADIES		
A	B	C	D	E	F	G	H
49cm	71.5°	53cm	442mm	278mm	1054mm	621mm	50mm
53cm	71.5°	57cm	442mm	278mm	1054mm	621mm	50mm
57cm	72°	60cm	442mm	278mm	1054mm	621mm	50mm
60cm	72°	64cm	442mm	278mm	1062mm	629mm	50mm
64cm	73.5°	68cm	442mm	278mm	1062mm	629mm	50mm
68cm	73°	72cm	442mm	278mm	1062mm	629mm	50mm
72cm	73°	76cm	442mm	278mm	1062mm	629mm	50mm
76cm	74.5°	80cm	442mm	278mm	1062mm	629mm	50mm
80cm	74°	84cm	442mm	278mm	1062mm	629mm	50mm
84cm	74.5°	88cm	442mm	278mm	1062mm	629mm	50mm
88cm	74°	92cm	442mm	278mm	1062mm	629mm	50mm
92cm	74.5°	96cm	442mm	278mm	1062mm	629mm	50mm
96cm	74°	100cm	442mm	278mm	1062mm	629mm	50mm



STREET SPIRIT



STREET SPIRIT LADIES

TWENTY TWO

Street

STREET LITE





STREET LITE

Sharing the new advanced frame technology of Street Force with a budget component pack.

- Alloy tig welded 7005 series frame
- Shimano Acera 21 speed Grip Shift
- Bluemels mudguards

Colour: Vibrant Red

STREET SPIRIT

Featuring the same frame technology and wheel pack as Street Wise.

- Reynolds 501 lugged brazed frame
- Shimano Acera 21 speed STI
- Acera Q/R hubs
- Alloy box section rims
- Stainless spokes

Colour: Nightshade



STREET SCENE

Using the same geometries as Reynolds 501 frameset, but with 500 tubeset, Street Scene offers added comfort with an upright riding position and precise gear shifting.

- Reynolds 500 frame
- Shimano CT-91 21 speed STI
- Alloy street-type stem
- Hi-ten low rise bars

Colour: British Racing Green



STREET FREE 6

An entry level machine with simple six-speed gear system and cantilever stopping power.

- AM10 tig welded frame
 - Shimano TY22 6 speed indexed gears
 - Ofmega chainset
 - Saccon cantilever brakes and levers
 - Bluemels electric blue mudguards
- Colour: Gunmetal



Shimano dial indicator shift lever



Street

STREET FREE 18


The perfect budget machine that doesn't compromise performance; featuring Shimano's entry level groupset

- AM10 tig welded frame
 - Shimano CT-91 18 speed shift/brake lever
 - Bluemels purple mudguards
- Colour:
Blue – Bronze



TWENTY FIVE

Touring



x £599

GALAXY



TWENTY SIX

Touring



Shimano bar-end shift levers



Esge front guard safety mounting

SUPER GALAXY

£800.





HORIZON



HORIZON LADIES



STERLING

Dawes Touring Range – acknowledged throughout the world for performance and reliability.

SUPER GALAXY

A Reynolds 531 ST lugged brazed frame with 531 fork make Super Galaxy the ultimate touring machine.

- Mavic 237D rims
 - Stainless spokes
 - Continental 'Top Touring' tyres
 - Shimano LX 24 speed with bar end shifters
 - 3TT forged alloy stem and bars
- Colour: British Racing Green

GALAXY

The premier touring bicycle, combining the renowned Dawes touring frame design with an unbeatable specification.

- Reynolds 531 lugged brazed frame
 - Reynolds 531 fork
 - STX Q/R hubs
 - Mavic 237D rims
 - Stainless spokes
 - Continental 'Top Touring' tyres
 - Shimano RSX 21 speed with bar-end shifters
- Colour: Metallic Black

HORIZON

For serious touring at a mid range price, without compromising performance.

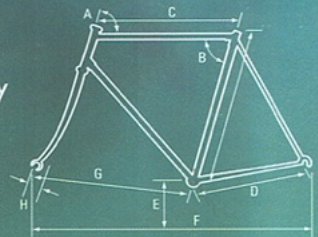
- Reynolds 501 lugged brazed frame
 - Alloy box section rims
 - Stainless spokes
 - Shimano Alivio 21 speed components
- Colour: Emerald Green

STERLING

The ideal entry model tourer.

- Reynolds 500 frame
 - Shimano CT91 18 speed components
 - Ladies version available.
- Colour: Electric Blue

Frame Geometry



SUPER GALAXY – GALAXY – HORIZON

GENTS					LADIES			
	49.5cm	53cm	57cm	60cm	64cm	49cm	53cm	57cm
A	71.5°	71.5°	72°	72°	72°	A 71.5°	71.5°	71.5°
B	75°	74.5°	74°	73.5°	73°	B 75°	74.5°	74°
C	55.3mm	55.9mm	56.7mm	57.3mm	58.4mm	C 54.6mm	55.6mm	56.4mm
D	44.2mm	44.2mm	44.2mm	44.2mm	44.2mm	D 44.2mm	44.2mm	44.2mm
E	27.8mm	27.8mm	27.8mm	27.8mm	27.8mm	E 27.8mm	27.8mm	27.8mm
F	105.9mm	105.9mm	105.9mm	105.9mm	106.7mm	F 104.7mm	104.7mm	104.7mm
G	62.6mm	62.6mm	62.6mm	62.6mm	63.4mm	G 61.5mm	61.5mm	61.5mm
H	55mm	55mm	55mm	55mm	55mm	H 50mm	50mm	50mm

EXPEDITION

A new concept tourer, combining on and off road styling for the ultimate 'go anywhere' machine.

- Reynolds 501 fillet brazed frame
- Mavic 237D rims
- Continental 'Top Touring' tyres
- Shimano RSX 21 speed with STI gear shifters
- Alloy touring (dropped) bars

Colour: Copper



Shimano RSX triple crankset



Shimano RSX STI shift/brake levers

Touring

£649





TWENTY NINE



Racing



Shimano RX100 ST1 shift
brake levers



THIRTY

Racing





RESPONSE



Forged rear drop-outs with mudguard fitting



Braze-on rear carrier mounts



EQUINOX

LINEAR

Frameset: Fuji Cro-Mo Elliptical Tube Set – introduced for 1996, with unique tapered oval tubing providing a lightweight but very stiff frameset

Groupset: Shimano 1056 race groupset with 16 speed STI shifters

3TTT handlebars and stem with Turbo saddle provide the contact points to complete this performance machine.

GENESIS

Shimano RX100 groupset with 16 speed STI shifting gives the backup for the competition frameset as used on the Linear, providing a high performance, race-ready machine.

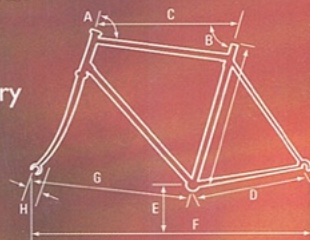
EQUINOX

Built from Reynolds 531c, this frameset provides fast, responsive performance. Completed with Shimano RX100 21 speed STI groupset – featuring triple chainset and stainless-spoked wheels with Alesa 613 rims – this machine offers perfect all-round performance for the 'fast tourer' or Randonneur/Audax competitions.

RESPONSE

Features new Fuji Elliptical Hi-Ten Cro-Mo tube set with internal cable routings. Shimano A300 14 speed with 52/40 chain rings provide the drive train for this fast training machine, backed up by Shimano A350 brakes to provide the stopping power. Alloy anatomic shaped handlebars and Turbo saddle give maximum comfort on contact points.

Frame Geometry



EQUINOX					
	51cm	54cm	57cm	60cm	63cm
A	72.5°	72.5°	73°	73°	73°
B	74.5°	74°	73.5°	73°	72.5°
C	533mm	540mm	556mm	565mm	578mm
D	420mm	420mm	420mm	420mm	420mm
E	272mm	272mm	272mm	272mm	272mm
F	1000mm	1000mm	1011mm	1011mm	1014mm
G	595mm	595mm	600mm	600mm	607mm
H	40mm	40mm	40mm	40mm	40mm

LINEAR – RESPONSE – GENESIS – ULTRA

	50cm	54cm	56cm	58cm	62cm
A	70.5°	72°	73.5°	73.5°	73.5°
B	74°	73.5°	73°	72.5°	72.5°
C	520mm	545mm	555mm	565mm	575mm
D	410mm	410mm	410mm	410mm	410mm
E	276mm	276mm	276mm	276mm	276mm
F	996mm	997mm	1002mm	1010mm	1020mm
G	584mm	587mm	592mm	600mm	610mm
H	40mm	40mm	40mm	40mm	40mm

ULTRA

Sharing the new Fuji frameset with Response, Ultra provides top-level performance qualities on an entry level machine. Backed up by Shimano transmission, and wheels that offer stainless spokes and box section eyeletted rims for strength and durability.



Down tube cable stop/adjuster and guide as featured on Linear, Genesis and Equinox



Elliptical tubing and tig welding featured within the race range

Racing






THIRTY THREE



Tandem



Magura hydraulic
brake system

THIRTY FOUR

Tandem






Sugino Fuse 500 tandem crankset for precise shifting performance



Lady back version available for Two Way Street and Horizon Twin



Aria rear drum brake for extra stopping power



Three styles and six models to suit every kind of rider – from recreation to serious world touring.

DOUBLE EDGE

Reynolds 653 Custom frame and fork for the ultimate off-road experience . . . plus Magura hydraulic brakes for total confidence whatever the conditions.

- Shimano XT 24 speed with Grip Shift control
- Sugino Fuse 500 tandem chainset and cartridge bottom bracket

TWIN STREET

Features a Reynolds 531 oversized frame for maximum rigidity plus Continental 'City Grip' tyres.

- Suzue tandem 40H hubs, Mavic tandem rims, stainless spokes
- Sugino 26/36/46 chainset with Shimano LX STI 21 speed shifters
- Cro-Mo tig welded titanium-finish stem and bars

HORIZON TWIN

A true touring machine, Horizon Twin is designed for stability and practicality with a new 'Lady Back' version added for 1996.

- Reynolds 501 frame
- Suzue hubs and Alesa rims with stainless steel spokes
- Alivio 21 speed down tube shifters
- Stronglight 80 tandem chainset

KICKBACK TWO

Sharing the same geometries as Double Edge but featuring Reynolds 501 frame, Kickback Two gives you full-specification componentry at an unbeatable price.

- Shimano STX 21 speed Grip Shift
- Sugino Fuse 500 tandem chainset
- Magura hydraulic brakes

TWO WAY STREET

Our entry level model that makes no compromise on performance.

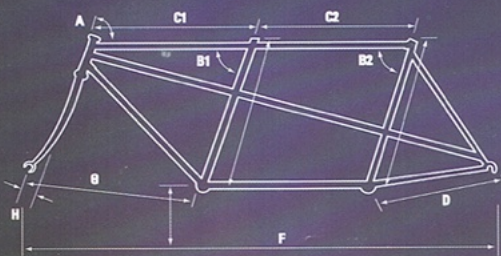
- Reynolds 501 frame
- HG50 Q/R hubs, alloy box rims, stainless spokes
- Shimano Alivio 21 speed Grip Shift
- Stronglight 80 tandem chainset

GALAXY TWIN

The ultimate machine for the serious tourist. Reynolds 531 oversized frame gives maximum rigidity and bar-end gear shifters provide total control.

- Suzue tandem Q/R front 40H hubs, Mavic tandem rims, stainless spokes, Continental 'Top Touring' tyres
- Shimano LX 21 speed bar-end shifters
- Thun tandem chainset

Frame Geometry



DOUBLE EDGE KICKBACK TWO

	41/46-46/51cm
A	70°
B	72.5°
B1	72.5°
C1	572mm
C2	676mm
D	420mm
E	305mm
F	1720mm
G	640mm
H	40mm

TWIN STREET GALAXY TWIN

	All Sizes
A	72°
B	72°
B1	72°
C1	575mm
C2	673mm
D	438mm
E	279mm
F	1730mm
G	625mm
H	55mm

TWO WAY STREET HORIZON TWIN

	All Sizes
A	71.5°
B	74°
B1	72°
C1	570mm
C2	652mm
D	438mm
E	292mm
F	1725mm
G	648mm
H	50mm

MOUNTAIN

Model	Sizes	Frame	Fork	Hubs	Rims	Spokes	Tyres	Cass/F-W	R. Derailleur
Kudos	50cm	Fuji full Cro-Mo, double butted throughout. RST suspension unit	Pace MXC	Gipiemme	Gipiemme	Gipiemme	Schwalbe Hardliner grey	Sachs Quarz 8SPD 11-28	Sachs Quarz
Edge XT	43cm 48cm 53cm	Reynolds '853' double butted. Full set "braze-ons" including "Crud-catcher". Investment cast drop-outs Cro-Mo BB shell	Reynolds '853'. Unicrown investment cast drop-outs*	Shimano XT 32H Q/R	Weinmann BCX3	DT butted	Schwalbe Blackshark blue	Shimano M7371 8 SPD 11-28	Shimano XT
Quantum LX	43cm 48cm 53cm	7005 series polished alloy, "snake bend" stays. Detachable rear derailleur mount	Full Cro-Mo unicrown 28.6 steerer	Shimano LX 32H Q/R	Alesa Voyager	DT butted	Ritchey Z-Max	Shimano HG-70 8SPD 11-28	Shimano LX
Quantum STX-RC	43cm 48cm 53cm	7005 series alloy, "snake bend" stays. Detachable rear derailleur mount	Full Cro-Mo unicrown 28.6mm steerer	Shimano Acera Q/R	Campagnolo Zark alloy	Stainless	Schwalbe Hardliner grey	Shimano IG50 7SPD 11-28	Shimano STX-RC
Omega	41cm 46cm 51cm 54cm	Fuji double butted Cro-Mo tig-welded. Full set "braze-ons", forged drop-outs	Full Cro-Mo unicrown 28.6mm steerer*	Shimano Acera Q/R	Alesa 4019 alloy	Stainless	Schwalbe Hardliner grey	Shimano IG50 7SPD 11-28	Shimano Alivio
Zenith	41cm 46cm 51cm 54cm	Fuji double butted Cro-Mo tig-welded. Full set "braze-ons", forged drop-outs	Full Cro-Mo unicrown 28.6mm steerer	Shimano Acera Q/R	Alesa 4019 alloy	Stainless	Ritchey Z-Max	Shimano HG50	Shimano Acera
Oblivion	Gents: 41cm 46cm 51cm 56cm Ladies: 44cm 49cm	Hi-Ten/Cro-Mo tig welded. Full set "braze-ons". Forged drop-outs	Hi-Ten unicrown 25.4mm steerer	Shimano C-91 Q/R front	Alesa 4019 alloy	Rustless	ATB 26 x 2.1 black	Shimano HG30	Shimano Altus CT-91
Retro	Gents: 41cm 46cm 51cm 56cm Ladies: 44cm 49cm	Hi-Ten/Cro-Mo tig welded. Full set "braze-ons". Forged drop-outs	Hi-Ten unicrown 25.4mm steerer	Alloy Q/R front	Alesa 4019 alloy	Rustless	ATB 26 x 2.1 black	Sachs 7SPD 14-28	Shimano Acera
Xcess	Gents: 41cm 46cm 51cm 56cm Ladies: 44cm 49cm	Hi-Ten tig welded	Hi-Ten unicrown 25.4mm steerer	Alloy Q/R front	Alesa 4019 alloy	Rustless	ATB 26 x 2.1 black	Sachs 6SPD 14-28	Shimano TY-22
Respect	Gents: 41cm 46cm 51cm 56cm Ladies: 44cm 49cm	Hi-Ten tig welded	Hi-Ten unicrown 25.4mm steerer	Steel nuttid	Alesa 4019 alloy	Rustless	ATB 26 x 2.1 black	7SPD 13-28	Shimano Acera
Reaction	Gents: 41cm 46cm 51cm 56cm Boys: 41cm (61cm wheel)	Hi-Ten tig welded	Hi-Ten unicrown 25.4mm steerer	Steel nuttid	Alesa 4019 alloy	Rustless	ATB 26 x 2.1 black	Shimano 6SPD	Shimano TY-22
Infinity	Gents: 41cm 46cm 51cm 56cm Ladies: 44cm 49cm	Hi-Ten tig welded	Hi-Ten unicrown 25.4mm steerer	Steel nuttid	Alesa 4019 alloy	Rustless	ATB 26 x 2.1 black	Shimano 6SPD	Shimano TY-22
Touchdown	Gents: 41cm 46cm 51cm 56cm Ladies: 44cm 49cm Boys/Girls: 41cm (24" wheel) Junior: 34cm (20" wheel)	Hi-Ten tig welded	Hi-Ten unicrown 25.4mm steerer	Steel nuttid	Alesa 4019 alloy (steel-junior)	Rustless	ATB 26 x 2.1 black 24 x 2.1 20 x 1.75	Shimano 6SPD	Shimano TY-22

SYNTHESIS

653 XT	43cm 48cm 53cm 58cm	Reynolds 653 double butted throughout. Fillet brazed. Full set "braze-ons"	Reynolds 653 throughout. Low-rider mounts	Shimano LX 32H Q/R	Mavic 237D bronze-ano	DT stainless	Vredestien Spider 37-700C	Shimano M7371 8SPD 11-28	Shimano XT
501 LX	43cm 48cm 53cm 58cm	Reynolds 501 double butted main tubes, fillet brazed. Full set "braze-ons"	Cro-Mo unicrown. Low-rider mounts	Shimano LX 36H Q/R	Mavic 237D	DT stainless	Ritchey Mega-bite 38-700C	Shimano HG701 8SPD 11-28	Shimano LX
501 STX RC	43cm 48cm 53cm 58cm	Reynolds 501 double butted main tubes, fillet brazed. Full set "braze-ons"	Hi-Ten unicrown. Low-rider mounts	Shimano STX 36H Q/R	Mavic 237D	Stainless	Ritchey Mega-bite 38-700C	Shimano IG60 7SPD 11-28	Shimano STX-RC
Cro-Mo Alivio	43cm 48cm 53cm 58cm	Shimano Cro-Mo main tubes, tig welded. Full set "braze-ons"	Hi-Ten unicrown. Low-rider mounts	Shimano Acera Q/R	Alloy box section	Stainless	Speedtrax grey 37-700C	Shimano CS IG50 7SPD	Shimano Alivio
C-91 STI	49.5cm 54.5cm 59.5cm	Hi-Ten tig welded	Hi-Ten unicrown	Shimano CT90 Q/R front	Alloy box section	Stainless	Nokia 35-700C	Shimano CS HG30 7SPD	Shimano CT-91
Acera X	49.5cm 54.5cm 59.5cm	Hi-Ten tig welded	Hi-Ten unicrown	Steel nuttid	Alesa 4019	Rustless	Nokia 35-700C	7SPD 13-28	Shimano Acera
TY-22	49.5cm 54.5cm 59.5cm	Hi-Ten tig welded	Hi-Ten unicrown	Steel nuttid	Alesa 4019	Rustless	Nokia 35-700C	Shimano 6SPD	Shimano TY-22

STREET

Mean Street XT	49.5cm 53cm 57cm 59.5cm 64cm	Reynolds 531 ST throughout. Oversize top tube. Full set "braze-ons"	Reynolds 531 unicrown. Low-rider mounts	Shimano LX 32H Q/R	Mavic 237D bronze ano.	DT stainless	Continental City Grip	Shimano XT 8SPD 11-28	Shimano XT
Street Force	Gents: 53cm 58cm 59cm 62cm Ladies: 50cm 53cm 56cm	7005 series alloy oversize tubing. Full set "braze-ons"	Cro-Mo unicrown. Low-rider mounts	Shimano STX 36H Q/R	Mavic 237D	Stainless	Continental City Grip	Shimano IG60 7SPD 11-28	Shimano STX-RC
Street Wise Alivio	Gents: 49.5cm 53cm 57cm 59.5cm 64cm Ladies: 49.5cm 53cm 57cm	Reynolds 501 double butted. Oversize top tube. Full set "braze-ons"	Hi-Ten unicrown. Low-rider mounts	Shimano Acera 36H Q/R	Alloy box section	Stainless	Schwalbe Marathon	Shimano IG50 7SPD 11-28	Shimano Alivio
Street Wise Nexus	Gents: 49.5cm 53cm 57cm 59.5cm 64cm Ladies: 49.5cm 53cm 57cm	Reynolds 501 double butted. Oversize top tube. Full set "braze-ons"	Hi-Ten unicrown. Low-rider mounts	Shimano Nexus 7 Q/R front	Alloy box section	Stainless	Schwalbe Marathon	N/A	N/A
Street Wise 3x7	Gents: 49.5cm 53cm 57cm 59.5cm 64cm Ladies: 49.5cm 53cm 57cm	Reynolds 501 double butted. Oversize top tube. Full set "braze-ons"	Hi-Ten unicrown. Low-rider mounts	Sachs 3x7 Q/R front	Alloy box section	Stainless	Schwalbe Marathon	Sachs 7SPD	Sachs Neos
Street Lite	Gents: 53cm 56cm 58cm 62cm Ladies: 50cm 53cm 56cm	7005 series alloy oversize tubing. Full set "braze-ons"	Hi-Ten unicrown. Low-rider mounts	Shimano Acera 36H Q/R	Alloy box section	Stainless	Nokia Trekking 37-700C	Shimano HG30 7SPD 11-28	Shimano Acera
Street Spirit	Gents: 49.5cm 53cm 57cm 59.5cm 64cm Ladies: 49.5cm 53cm	Reynolds 501 double butted main tubes. Oversize top tube. Full set "braze-ons"	Hi-Ten unicrown. Low-rider mounts	Shimano Acera 36H Q/R	Alloy box section	Stainless	Nokia Trekking 37-700C	Shimano HG-50 7SPD 11-28	Shimano Acera
Street Scene	Gents: 49.5cm 53cm 57cm 59.5cm 64cm Ladies: 49.5cm 53cm	Reynolds 500 Cro-Mo main tubes. Full set "braze-ons"	Hi-Ten unicrown. Low-rider mounts	Shimano CT90 Q/R front	Alloy box section	Stainless	Nokia Trekking 37-700C	Shimano HG30 7SPD 11-28	Shimano CT91
Street Free 18	Gents: 54.5cm 59.5cm Ladies: 49.5cm 53cm	Hi-Ten tig welded	Hi-Ten unicrown	Shimano CT90 Q/R front	Alesa 4019 alloy	Rustless	Nokia Trekking 37-700C	Shimano HG30 6SPD 11-28	Shimano CT91
Street Free 6	Gents: 54.5cm 59.5cm Ladies: 49.5cm 53cm	Hi-Ten tig welded	Hi-Ten unicrown	Steel nuttid	Alesa 4019 alloy	Rustless	Nokia Trekking 37-700C	Shimano 6SPD 14-28	Shimano TY22

TOURING

Super Galaxy	49.5cm 53cm 57cm 59.5cm 64cm	Reynolds 531ST throughout. Oversize top tube. Full set "braze-ons"	Reynolds 531ST throughout. Low-rider mounts	Shimano LX 36H Q/R	Mavic 237D	DT stainless	Continental Top Touring	Shimano HG70 8SPD 11-28	Shimano LX
Galaxy	49.5cm 53cm 57cm 59.5cm 64cm	Reynolds 531ST throughout. Oversize top tube. Full set "braze-ons"	Reynolds 531ST throughout. Low-rider mounts	Shimano STX 36H Q/R	Mavic 237D	Stainless	Continental Top Touring	Shimano CS IG60 7SPD 11-28	Shimano RSX
Horizon	Gents: 49.5cm 53cm 57cm 59.5cm 64cm Ladies: 49.5cm 53cm	Reynolds 501 double butted main tubes. Over size top tube. Full set "braze-ons"	Cro-Mo unicrown. Low-rider mounts	Shimano Alivio 36H Q/R	Alloy box section	Stainless	Nokia touring	Shimano CS IG50 7SPD 11-28	Shimano Alivio
Sterling	Gents: 49.5cm 53cm 57cm 59.5cm 64cm Ladies: 49.5cm 53cm	Reynolds 500 Cro-Mo main tubes	Hi-Ten unicrown. Low-rider mounts	Shimano CT-90 Q/R front	Alesa 4019 alloy	Rustless	Nokia touring	Shimano HG30 6SPD 11-28	Shimano CT-91
Expedition	43cm 48cm 53cm 58cm	Reynolds 501 double butted main tubes. Fillet brazed. Full set "braze-ons"	Cro-Mo unicrown. Low-rider mounts	Shimano STX 36H Q/R	Mavic 237D	Stainless	Continental Top Touring	Shimano CS IG60 7SPD 11-28	Shimano RSX

RACING

Linear	50cm 54cm 56cm 58cm 62cm	Fuji Cro-Mo double butted elliptic tube set. Internal cable routing	Fuji Cro-Mo unicrown	Shimano 1055 32H Q/R	Alesa 613 box section	DT stainless	Hutchinson Profil 'U' Kevlar	Shimano CSHG70 8SPD 12-23	Shimano 1056
Genesis	50cm 54cm 56cm 58cm 62cm	Fuji Cro-Mo double butted elliptic tube set. Internal cable routing	Fuji Cro-Mo unicrown	Shimano RX100 32H Q/R	Alesa 613 box section	DT stainless	Hutchinson Profil 'U' Kevlar	Shimano CSHG70 8SPD 12-23	Shimano RX100
Response	50cm 54cm 56cm 58cm 62cm	Fuji Hi-Ten/Cro-Mo elliptic tube set. Internal cable routing	Hi-Ten unicrown	Shimano RM50 Q/R	Rigida Excel	Stainless	Swallow Buzzard 22-622	Shimano CSHG50	Shimano A300
Equinox	51cm 54cm 57cm 60cm 63cm	Reynolds 531C throughout. Internal cable routing. Rack mounts. I/cast seat lug. Mudguard eyelets	Reynolds 531C I/cast crown. Mudguard eyelets	Shimano RSX 32H Q/R	Alesa 613 box section	DT stainless	Swallow Buzzard 22-622	Shimano CSHG50	Shimano RSX
Ultra	50cm 54cm 56cm 58cm 62cm	Fuji Hi-Ten/Cro-Mo elliptic tube set. Internal cable routing	Hi-Ten unicrown	Alloy Q/R	Alloy box section	Rustless	Swallow Buzzard 22-622	7SPD 13-24	Shimano A300

TANDEM

Double Edge	51cm x 48cm double gents 46cm x 41cm double gents	Reynolds 653 fillet brazed custom tube set. "Direct Lateral" design. Full set "braze-ons"	Reynolds 653 unicrown. Low-rider mounts	Shimano XT 36H Q/R	Alesa 9021	DT stainless	Schwalbe Hardliner grey	Shimano XT 8SPD 11-28	Shimano XT
Kickback Two	51cm x 46cm double gents 48cm x 41cm double gents	Reynolds 501 fillet brazed custom tube set. "Direct Lateral" design. Full set "braze-ons"	Cro-Mo unicrown. Low-rider mounts	Shimano STX 36H Q/R	Rigida R.30	Stainless	Schwalbe Hardliner grey	Shimano CSIG60 7SPD 11-28	Shimano STX
Twin Street	53cm x 48cm d/g 58cm x 48cm d/g 58cm x 54cm d/g	Reynolds 531 custom tube set. Fully brazed. "Direct Lateral" design. Full set "braze-ons"	Reynolds 531 unicrown. Low-rider mounts	Suze tandem 40H Q/R front	Mavic Module 4 tandem	DT stainless	Continental City Grip	Sachs New Success 7SPD 13-32	Shimano LX
Two Way Street	53cm x 43cm d/g 53cm x 48cm d/g 58cm x 53cm Gents/ladies	Reynolds 501 fully brazed custom tube set. "Direct Lateral" design. Full set "braze-ons"	Cro-Mo unicrown. Low-rider mounts	Shimano HG50	Alloy box section	Stainless	Nokia Touring	Shimano HG50 7SPD 12-28	Shimano Alivio
Horizon Twin	53cm x 43cm d/g 53cm x 48cm d/g 53cm x 53cm Gents/ladies	Reynolds 501 fully brazed custom frameset. "Direct Lateral" design. Full set "braze-ons"	Cro-Mo unicrown. Low-rider mounts	Suze tandem 40H nuttid	Alesa 700	Stainless	Nokia touring	Sachs New Success 7SPD 13-32	Shimano Alivio
Galaxy Twin	53cm x 48cm d/g 58cm x 48cm d/g 58cm x 54cm d/g	Reynolds 531 custom tube set. Fully brazed. "Direct Lateral" design. Full set "braze-ons"	Reynolds 531 unicrown. Low-rider mounts	Suze tandem 40H Q/R front	Mavic Module 4 tandem	DT stainless	Continental Top Touring	Sachs New Success 7SPD 13-32	Shimano LX

F. Derailleur	Cranksset	B.B.Set	Chain	Shifters	Brakes	Headset	Stem	Handlebar	Saddle	Seatpillar	Pedals	Standard / *Optional Equipment
Sachs Quarz Inversion	Middleburn RS3, 26-36-46	Zero cartridge	Sachs SC90	Sachs Extreme X-Ray	Vertex Canti's, X-Lite levers	Dia-Compe A-Head	X-Lite	Renthal	Selle-Italia Max-Flight	USE	SPD M535	X-Lite bar ends. Zefal bottle & cage
Shimano XT	Shimano XT-IG 44/32/22	Shimano XT cartridge	Shimano IG-90	Grip Shift X-Ray	Shimano "V" system	Dia-Compe A-Head	Forged alloy	Heat-treated T6 alloy	Selle-Italia Expedia Cro-Mo leather	"Lockit"	Alloy-ATB Cro-Mo axle	Alloy bar-ends. Toe clips & straps. Bottle & cage. *Pace fork option
Shimano LX	Shimano LX-IG 42/32/22	Shimano LX cartridge	Shimano IG-70	Grip Shift X-Ray	Tektro system, red-anodised	YST 541	Forged alloy	Heat-treated T6 alloy	Selle-Italia Expedia	"Lockit"	Alloy-ATB Cro-Mo axle	Alloy bar-ends. Toe clips & straps. Bottle & cage
Shimano Alivio	Shimano Alivio 42/32/22	Shimano Alivio cartridge	Shimano IG-51	Grip Shift SRT-400	Shimano Acera, Tektro levers	YST 541	Forged alloy	Heat-treated T6 alloy	Selle-Italia Expedia	"Lockit"	Alloy-ATB Cro-Mo axle	Alloy bar-ends. Toe clips & straps. Bottle & cage
Shimano Alivio	Shimano Alivio 42/34/24	Shimano Alivio cartridge	Shimano IG-51	Grip Shift SRT-400	Shimano CT-90, Tektro levers	YST 541	Cro-Mo	Cro-Mo	Selle-Italia Expedia	"Lockit"	Alloy-ATB Cro-Mo axle	Alloy bar-ends. Toe clips & straps. Bottle & cage *Ballistic XL 300 fork option
Shimano Acera	Shimano Acera 42/34/24	Shimano Acera cartridge	Sachs SC-40	Grip Shift MRX-100	877AT Canti-Set, blue-anodised	YST 541	Cro-Mo	Cro-Mo	Selle-Italia Expedia	"Lockit"	Alloy-ATB Cro-Mo axle	Alloy bar-ends. Toe clips & straps. Bottle & cage
Shimano Altus CT-91	Shimano CT-91 38/32/24	Shimano CT-90 cartridge	Sachs SC-40	Shimano CT-91 'EZ' Fire	Shimano CT-91	YST regular	Hi-Ten tig welded	Hi-Ten ('low-rise' on ladies)	ATB comfort	Alloy micro-adjust	Resin ATB	Alloy bar-ends. Toe clips & straps
Shimano TY-22	Ofmega 46/38/28 w/g/d	Ofmega	Sachs SC-40	Gripshift MRX-100	Alloy Canti's, levers	YST regular	Hi-Ten tig welded	Hi-Ten ('low-rise' on ladies)	ATB comfort	Alloy micro-adjust	Resin ATB	-
Shimano TY-22	Ofmega 46/38/28 w/g/d	Ofmega	Sachs SC-40	Shimano TY-22 thumb-shifts	Alloy Canti's, levers	YST regular	Hi-Ten tig welded	Hi-Ten ('low-rise' on ladies)	ATB comfort	Alloy	Resin ATB	-
Shimano TY-22	Ofmega 46/38/28 w/g/d	Ofmega	Sachs SC-40	Grip Shift	Resin Canti's, levers	YST regular	Hi-Ten tig welded	Hi-Ten ('low-rise' on ladies)	ATB comfort	Steel	Resin ATB	-
Shimano TY-22	Ofmega 46/38/28 w/g/d	Ofmega	Taya TB 400	Shimano TY-22 thumb-shifts	Resin Canti's, levers	YST regular	Hi-Ten tig welded	Hi-Ten ('low-rise' on ladies)	ATB comfort	Steel	Resin ATB	-
Shimano TY-22	Ofmega 46/38/28 w/g/d	Ofmega	Taya TB 400	Shimano TY-22 thumb-shifts	Resin Canti's, levers	YST regular	Hi-Ten tig welded	Hi-Ten ('low-rise' on ladies)	ATB comfort	Steel	Resin ATB	-
Shimano TY-22	Ofmega 46/38/28 w/g/d	Ofmega	Taya TB 400	Shimano TY-22 thumb-shifts	Resin Canti's, levers	YST regular	Hi-Ten tig welded	Hi-Ten ('low-rise' on ladies)	ATB comfort	Steel	Resin ATB	-
Shimano XT	Shimano XT-IG 44/32/22	Shimano LX cartridge	Shimano IG90	Grip Shift X-Ray	Shimano LX, Tektro levers	Ritchey sealed 28.6mm	Heat treated T6 alloy	Heat treated T6 alloy	Selle-Italia Expedia Cro-Mo leather	"Lockit"	Alloy ATB Cro-Mo axle	Alloy bar-ends. Toe clips & straps. Bottle & cage
Shimano LX	Shimano LX-IG 42/32/22	Shimano LX cartridge	Shimano IG70	Grip Shift X-Ray	Shimano Acera, Tektro levers	YST regular sealed	Cro-Mo	Cr0-Mo	Selle-Italia Expedia	"Lockit"	Alloy ATB Cro-Mo axle	Alloy bar-ends. Toe clips & straps. Bottle & cage
Shimano STX-RC	Shimano STX-RC	Shimano Alivio cartridge	Shimano IG51	Shimano STX-RC STI	Shimano Acera, Canti's	YST regular sealed	Cro-Mo	Cr0-Mo	Selle-Italia Expedia	"Lockit"	Alloy ATB Cro-Mo axle	Alloy bar-ends
Shimano Alivio	Shimano Alivio	Shimano Alivio cartridge	Shimano IG51	Grip Shift SRT-400	Shimano CT-90 Canti's, alloy levers	YST regular sealed	Cro-Mo	Cr0-Mo	Selle-Italia Expedia	"Lockit"	Alloy ATB Cro-Mo axle	Alloy bar-ends
Shimano CT-91	Shimano CT-91 38/32/24	Shimano CT-90 cartridge	Sachs SC-40	Shimano CT-91 'EZ' Fire	Shimano CT-91	YST regular	Hi-Ten	Hi-Ten	ATB comfort	Steel	ATB type	-
Shimano TY-22	Ofmega 48/38/28 w/g/d	YST	Taya TB400	Grip Shift MRX-100	Alloy Canti's	YST regular	Hi-Ten	Hi-Ten	ATB comfort	Steel	ATB type	-
Shimano TY-22	Ofmega 46/38/28 w/g/d	Ofmega	Taya TB400	Shimano TY-22	Resin Canti's, levers	YST regular	Hi-Ten	Hi-Ten	ATB comfort	Steel	ATB type	-
Shimano XT	Shimano XT 44/32/22	Shimano XT cartridge	Shimano LX	Grip Shift X-Ray	Shimano LX canti's Tektro levers	Stronglight A9	Heat treated T6 alloy	Heat treated T6 alloy	Vetta Turbo Gel	"Lockit"	Alloy Cro-Mo axle. Touring	Toe clips & straps. Pump
Shimano STX-RC	Shimano STX-RC 42/32/22	Shimano STX cartridge	Shimano IG51	Grip Shift SRT-400	Shimano Alivio canti's Tektro levers	YST regular sealed	Alloy high-rise	Heat treated T6 alloy	Vetta Litegel	"Lockit"	Alloy Cro-Mo axle. Touring	Bluemels mudguards. Toe clips & straps. Pump
Shimano Alivio	Shimano Alivio 42/32/24	Shimano Alivio cartridge	Shimano IG51	Shimano Alivio STI	Shimano Acera	YST regular sealed	Alloy high-rise	Alloy trekking bend	Velo sprung	Kalloy micro-adjust	Non-slip touring	Bluemels mudguards. Pump
N/A	Shimano Nexus	Shimano Nexus cartridge	Sachs SC-40	Shimano Nexus Revo	Shimano canti's	YST regular sealed	Alloy high-rise	Alloy trekking bend	Velo sprung	Kalloy micro-adjust	Non-slip touring	Esge mudguards. Alloy rear rack. Axa-HR dyno system. Pump. Kickstand
N/A	Sachs	Sachs cartridge	Sachs SC-40	Sachs Twist-Shift	Sachs Neos canti's	YST regular sealed	Alloy high-rise	Alloy trekking bend	Velo sprung	Kalloy micro-adjust	Non-slip touring	Esge mudguards. Alloy rear rack. Axa-HR dyno system. Pump. Kickstand
Shimano Alivio	Shimano CT91 38/32/24	Shimano C91 cartridge	Sachs SC-40	Grip Shift MRX100	Shimano CT90 canti's Tektro levers	YST regular sealed	Alloy high-rise	Hi-Ten trekking bend	Velo sprung	Alloy micro-adjust	Non-slip touring	Bluemels mudguards. Pump
Shimano Acera	Shimano Acera 42/34/24	Shimano Acera cartridge	Sachs SC-40	Shimano Acera STI	Shimano CT90 canti's	YST regular sealed	Alloy high-rise	Hi-Ten trekking bend	Velo sprung	Alloy micro-adjust	Non-slip touring	Bluemels mudguards. Pump
Shimano CT91	Shimano CT91 38/32/24	Shimano CT91 cartridge	Sachs SC-40	Shimano CT91 'EZ' Fire	Shimano CT90 canti's	YST regular sealed	Alloy high-rise	Hi-Ten sports bend	Vetta Comfort	Alloy micro-adjust	Non-slip touring	Bluemels mudguards. Pump
Shimano CT91	Shimano CT91 38/32/24	Shimano CT91 cartridge	Sachs SC-40	Shimano CT90 shift/brake lever	Shimano CT90 canti's	YST regular sealed	Alloy high-rise	Hi-Ten sports bend	Vetta Comfort	Steel	Non-slip touring	Bluemels mudguards. Pump
N/A	Ofmega 46T w/guard	Ofmega	Sachs SC-40	Shimano TY22 thumbshift	Resin canti's/ levers	YST regular sealed	Alloy high-rise	Hi-Ten sports bend	Comfort	Steel	Non-slip touring	Bluemels mudguards. Pump
Shimano LX	Shimano LX 42/32/22	Shimano LX cartridge	Shimano IG70	Shimano bar-end type	Shimano LX canti's 105 levers	Strongflight A9 alloy	3TTT forged alloy	3TTT Alloy touring	Vetta Turbogel leather	Alloy micro-adjust	Alloy Cro-Mo axle. Touring	Esge mudguards. Front & rear alloy racks. Toe clips & straps. 2 Bottles & cages. Pump
Shimano RSX	Shimano RSX 46/36/26	Shimano RSX cartridge	Shimano IG51	Shimano bar-end type	Shimano STX canti's	YST regular sealed	Alloy road	Alloy touring	Vetta Litegel	Alloy micro-adjust	Alloy Cro-Mo axle. Touring	Bluemels mudguards. Rear alloy rack. 2 Bottles & cages. Pump. Toe clips & straps
Shimano Alivio	Shimano Alivio 42/34/24	Shimano Alivio cartridge	Shimano IG51	Shimano A400	Shimano Alivio canti's	YST regular sealed	Alloy road	Alloy touring	Vetta Litegel	Alloy micro-adjust	Alloy Cro-Mo axle. Touring	Bluemels mudguards. Rear alloy rack. Bottle & cage. Pump. Toe clips & straps
Shimano CT-91	Shimano CT-91 38/32/24	Shimano CT90 cartridge	Sachs SC40	Shimano A300	Shimano CT90 canti's	YST regular sealed	Alloy road	Alloy touring	Touring Comfort	Steel	Steel touring	Bluemels mudguards. Bottle & cage. Pump
Shimano RSX	Shimano RSX 46/36/26	Shimano RSX cartridge	Shimano IG51	Shimano RSX STI	Shimano STX canti's	YST regular sealed	Alloy high-rise	Alloy touring	Vetta Litegel Gelflex	Alloy micro-adjust	Alloy Cro-Mo axle. Touring	Esge mudguards. Rear alloy rack. Toe clips & straps. 2 Bottles & cages. Pump
Shimano 1056	Shimano 1056 53 x 39 SG	Shimano UN51	Shimano HG70	Shimano 1055 STI	Shimano 1055 dual pivot	YST 9011WB	31TT forged alloy	Alloy 31TT Podium Ergo	Vetta Turbo	Kalloy SP248	Shimano A550	Toe clips & straps
Shimano RX100	Shimano RX100 53 x 39	Shimano UN51	Shimano HG50	Shimano RX100 STI	Shimano RX100 dual pivot	YST 9011WB	Cro-Mo tig welded	Alloy 31TT Podium Ergo	Vetta Turbo	Kalloy SP248	Shimano A550	Toe clips & straps
Shimano A300	Shimano A500 52-42RND	Shimano CS11	Shimano HG50	Shimano A400	Shimano A350	YST 9011WB	Alloy road	Alloy Ergo	Vetta Turbo	Alloy micro-adjust	VP390	Toe clips & straps
Shimano RSX	Shimano RX100 52/42/30	Shimano UN52	Shimano HG70	Shimano RSX STI	Shimano RX100	YST 9011WB	Alloy road	Alloy Ergo	Vetta Turbo	Kalloy SP248	Shimano A550	Toe clips & straps
Shimano A300	Shimano A300 52/40	Shimano CS11	Sachs SC40	Shimano A400	Alloy racing	YST 9011WB	Alloy road	Alloy Racing	Isc racing	Alloy micro-adjust	VP390	Toe clips & straps
Shimano	Sugino F-500 tandem 46/36/26	Cartridge	Shimano HG90	Grip Shift X-Ray	Magura hydraulic system	Diacompe A-Head	Heat treated T6 alloy	Heat treated T6 alloy	Vetta SL	Alloy micro-adjust	Alloy ATB Cro-Mo axle	Toe clips & straps
Shimano	Sugino F-500 tandem 46/36/26	Cartridge	Shimano IG50	Grip Shift SRT-400	Magura hydraulic system	Ritchey 28.6mm over size sealed	Cro-Mo	Cro-Mo	Vetta SL	Alloy micro-adjust	Alloy ATB Cro-Mo axle	Toe clips & straps
Shimano	Sugino F-500 tandem 46/36/26	Cartridge	Sachs SC40	Shimano LX STI	Shimano LX canti's	Ritchey 28.6mm over size sealed	Cro-Mo	Cro-Mo	Vetta Litegel	Alloy micro-adjust	Alloy Cro-Mo axle. Touring	Bluemels mudguards. Toe clips & straps. Pump
Shimano	Stronglight 80 tandem 48/38/28	YST	Sachs SC40	Grip Shift MRX100	Shimano canti's	YST regular sealed	Alloy high rise	Hi-Ten	Vetta Comfort	Alloy micro-adjust	Touring non-slip	Bluemels mudguards. Pump
Shimano	Stronglight 80 tandem 48/38/28	YST	Sachs SC40	Shimano A400	Shimano canti's	YST regular sealed	Alloy road	Alloy touring	Vetta Comfort	Alloy micro-adjust	Alloy Cro-Mo axle. Touring	Toe clips & straps. Bluemels mudguards. Alloy rear rack. Pump
Shimano	Thun special tandem 48/38/28	SKF cartridge	Sachs SC40	Shimano bar-end type	Shimano LX canti's 105 levers	Ritchey 28.6mm over size sealed	Cro-Mo road	Alloy touring	Vetta Litegel	Alloy micro-adjust	Alloy Cro-Mo axle. Touring	Toe clips & straps. Esge mudguards. Rear alloy rack. Pump. Rear drum brake