

nineteen **95**



## CONTENTS

### MOUNTAIN

PAGES 1 - 9

Our mountain bikes are built to handle the toughest conditions and riding terrains encountered within the 'off-road' experience. Nine hardcore bikes designed for the serious competitor to the off-road beginner.

### SYNTHESIS

PAGES 10 - 15

A range of seven machines - a perfect synthesis of toughness with speed and agility, a combination of elements - mountain bike styling with on-road lightness and response for the rider wanting road-going mountain style.

### STREET

PAGES 16 - 21

Simple, easy, comfortable and efficient.  
Street bikes for all round use.  
Practical and effortless to ride all year round.

### TOURING

PAGES 22 - 25

Probably the best known touring bikes throughout the world. Experience the build quality and perfect component harmony that has provided so much touring pleasure, whether it be for a weekend tour or a full cross-continental expedition.

### RACING

PAGES 26 - 31

Pure lightweight performance, experience the tight frame angles and short wheelbases which together with Reynolds tubing provides the thrill of immediate power transfer and positive control. True performance machines.

### TANDEM

PAGES 32 - 34

Touring, mountain and street, a range of three styles and six tandems to provide twice the teamwork and twice the pleasure, all are perfectly conceived handbuilt experiences, available in an extended range of frame sizes and configurations to suit your needs.



*Our mountain bikes are built to handle the toughest conditions and riding terrains encountered within the 'off-road' experience. Nine hardcore bikes designed for the serious competitor to the off-road beginner.*





## EDGE XT

Leader of the Dawes 'Mountain' pack for '95. The Edge XT features the race proven Reynolds 653 fillet brazed frame and hosts the Shimano Deore XT 24 speed groupset. Take yourself to the Edge XT and ride the difference.



Dawes highly skilled low temperature fillet brazing methods obviate the need for frame lugs, thus providing weight savings and a very high level of joint integrity.



Pace RC 35 Suspension Fork option.



SHIMANO

Campagnolo

selle ITALIA

MODEL	SIZES	FRAME	FORK	HUBS	RIMS	SPOKES	TYRES	GEARS
<b>THE EDGE XT</b>	16"/18"/19"/20" (41/46/48/51cm)	Fillet brazed with Reynolds 653 Custom Mn-mo butted tubing throughout; mixed regular/over-size lightweight tubeset; double taper 19mm seat stays; racing geometry; top-tube cable routing; vertical dropouts.	Dawes positive tracking geometry shallow rake, fillet brazed with 653 steerer and fat-oval butted blades; investment cast ends. Option: Pace RC-35 suspension	Deore XT, parallax, sealed quick release, 32 holes with new alloy quick release	Campagnolo Stheno Hardox, 6082 alloy, T6 heat treated, 32 hole.	DT Competition stainless, 1.8/1.6mm double butted.	Ritchey Megabite Z-Max, 26 x 1.9" Kevlar with lightweight inner tubes	Deore XT, 24-speed Dual SIS, Rapid Fire Plus STI levers. Optical display.
<b>THE EDGE LX</b>	16"/18"/19"/20" (41/46/48/51cm)	Fillet brazed with Reynolds 653 Custom Mn-mo butted tubing throughout; mixed regular/over-size lightweight tubeset; double taper 19mm seat stays; racing geometry; top-tube cable routing; vertical dropouts.	Dawes positive tracking geometry shallow rake, fillet brazed with 653 steerer and fat-oval butted blades; investment cast ends. Option: Pace RC-35 suspension	Deore LX, parallax, sealed quick release, 32 holes with new alloy quick release	Campagnolo Stheno Hardox, 6082 alloy, T6 heat treated, 32 hole.	DT Competition stainless, 1.8/1.6mm double butted.	Ritchey Megabite Z-Max, 26 x 1.9" Kevlar with lightweight inner tubes	Deore LX, 24-speed Dual SIS, Rapid Fire Plus STI levers. Optical display.



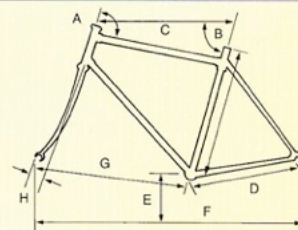
## EDGE LX

Serious hardware on serious metal. The Edge LX boasts the new Shimano Deore LX groupset upgraded to 24 speed, bolted onto the fillet brazed Reynolds 653 frameset provides the competitive rider with a real edge.

*New cartridge brake shoes.*



### FRAME GEOMETRY



653 Series				501/500 Series Cr Mo			
	41cm	46cm	48cm	51cm	41cm	46cm	51/56cm
A	70.5°	71°	71°	71°	A 70°	70°	70°/70.5°
B	73°	73°	73°	73°	B 73.5°	73°	73°
C	555mm	583mm	585mm	590mm	C 549mm	578mm	584/587mm
D	420mm	420mm	420mm	420mm	D 432mm	432mm	432mm
E	298mm	298mm	298mm	298mm	E 295mm	295mm	295mm
F	1030mm	1052mm	1052mm	1061mm	F 1042mm	1062mm	1074mm
G	612mm	632mm	632mm	645mm	G 617mm	637mm	650mm
H	40mm	40mm	40mm	40mm	H 44mm	44mm	44mm



SHIMANO *Campagnolo* **solo ITALIA**

FREEWHEEL	CHAINSET	CHAIN	BRAKES	STEM	BAR	SADDLE	PILLAR	PEDALS	STANDARD EQUIPMENT	COLOUR	APPROX. WEIGHT (kgs)
M737 11-12-14-16-18-21 24-28 Hyperdrive-C chrome plated cassette	Deore XT 42/32/22T, low profile cranks, Dual SIS alloy/CP rings Deore XT cartridge bottom bracket.	HG90 Hyperglide Chrome/ Black	Deore XT SLR Plus alloy cantilevers with cartridge type shoes. New improved cables.	T6 heat treated polished aluminium, one-piece bar and Aheadset stem with alloy headset hanger.	Alloy bar-ends and low density grips	Selle Italia 'Expedia'. Cr-Mo, leather.	27.0mm x 350mm, one- piece alloy, with Zero seat bolt.	Shimano M525 SPD clipless.	Oversize 1 1/8" Dia Compe SA-2 Aheadset; black alloy cage and bottle; sharkfin stainless steel M5 bolts.	BRITISH RACING GREEN	11.0 (18")
HG 70-C 8 speed Hyperdrive-C silver cassette.	Deore new LX 42/32/22T, low profile cranks, Dual SIS alloy/CP rings Deore cartridge bottom bracket.	HG70 Hyperglide Silver/Black	Deore LX Multi Condition alloy cantilevers with cartridge type shoes. New improved cables.	T6 heat treated polished aluminium, one-piece bar and Aheadset stem with alloy headset hanger.	Alloy bar-ends and low density grips	Selle Italia 'Expedia'. Cr-Mo, leather.	27.0mm x 350mm, one- piece alloy, with Zero seat bolt.	Alloy body/cage, Cr-mo axle, with toe clips and Christophe straps.	Oversize 1 1/8" Dia Compe SA-2 Aheadset; black alloy cage and bottle; sharkfin stainless steel M5 bolts.	TURQUOISE SILV ER	11/0 (18")



New alloy quick release.

## OFF LIMITS LX

With the same race-proven frame geometry as the Edge series and utilising Reynolds 501 tubing with 'lugged' construction, Off Limits LX has a formidable frame package. Shimano's new Deore LX, 24 speed groupset gives the finishing touch to a winning bike.



SHIMANO *Campagnolo* VETTA

MODEL	SIZES	FRAME	FORK	HUBS	RIMS	SPOKES	TYRES	GEARS
<b>OFF LIMITS LX</b>	16"/18"/20"/22" (41/46/51/56cm)	Hand brazed with Reynolds 501 Custom Cr-mo butted frame tubes; mixed regular/over-size lightweight tubeset; double taper 19mm vanadium seat stays; competition geometry; top-tube cable routing; vertical dropouts.	Dawes positive tracking geometry shallow rake, fillet brazed with 653 steerer and fat-oval butted blades; investment cast ends.	Deore LX, parallax, sealed quick release, 32 holes with new alloy quick release	Campagnolo Sthero Hardox, 6082 alloy, T6 heat treated, 32 hole.	DT Competition stainless, 1.8/1.6mm double butted.	Ritchey Megabite Z-Max, 26 x 1.9" Kevlar with lightweight inner tubes	Deore LX, 24-speed Dual SIS, Rapid Fire Plus STI levers, with optical display.
<b>KICKBACK STX RC</b>	16"/18"/20"/22" (41/46/51/56cm)	Hand brazed with Reynolds 501 Custom Cr-mo butted frame tubes; mixed regular/over-size lightweight tubeset; double taper 19mm vanadium seat stays; competition geometry; top-tube cable routing; vertical dropouts.	Cro-mo unicrown, with 11/8" oversize steerer, fat taper blades and forged ends.	Shimano STX, RC parallax, sealed, quick release, 36 hole.	Campagnolo Zark, box section, double eyeleted.	Stainless 2.0mm.	Ritchey Megabite Z-Max, 26 x 1.9".	Shimano STX RC.2 speed with new IG shifter system
<b>OMEGA</b>	Mens/Diamond: 16"/18"/20"/22" (41/46/51/56cm)	Tig-welded with SAE4130 Cr-mo steel frame tubes; mixed regular/oversize lightweight tubeset; sloping top tube design; double taper fastback seat stays; braze-on carrier mounts, bottle bosses and slotted cable guides; forged dropouts; reverse seat lug; top tube cable routing.	1 1/8" unicrown.	Shimano Alivio, parallax, quick release, 36 hole.	Silver anodised alloy.	Stainless 2.00mm.	Ritchey Megabite Z-Max, 26 x 1.9".	Shimano Alivio 21 speed dual SIS with new IG system.



## KICKBACK STX-RC

A proven Dawes bestseller for many a long year. Revitalised for '95 with the mighty sharp, brand new, Shimano STX-RC groupset, featuring the revolutionary 'IG' Hyperglide system. The new SGX II shifting system eliminates shifting shocks for smoother changing under pressure.




SHIMANO

Campagnolo VETTA



## OMEGA

New for '95 the Omega's 4130 Cr-Mo lightweight TIG welded frame and Shimano's new Alivio groupset with the new 'IG' Hyperglide system, provides the means to mix it with the best.



The new 'IG' system provides positive, precision shifting.



SHIMANO

FREEWHEEL	CHAINSET	CHAIN	BRAKES	STEM	BARS	SADDLE	PILLAR	PEDALS	STANDARD EQUIPMENT	COLOUR	APPROX. WEIGHT (kgs)
HG 70-C 8 speed Hyperdrive-C silver cassette.	Deore new LX 42/32/22T, low profile cranks, Dual SIS alloy/CP rings Deore cartridge bottom bracket.	HG70 Hyperglide Silver/Black	Deore LX Multi Condition alloy cantilevers with cartridge type shoes. New improved cables.	T6 heat treated polished aluminium, with alloy headset hanger.	T6 heat treated polished aluminium with alloy bar-ends and low density grips.	Vetta SL, Astrale	27.0mm x 350mm, one-piece alloy, with alloy quick release seat clamp.	Alloy body/cage, Cr-mo axle, with toe clips and Christophe straps.	Upsize 1 1/8" Ritchey headset; black alloy cage and bottle; sharkfin stainless steel M5 bolts.	VIBRANT BLUE	11.6 (18")
IG 60 7 speed 11,13,15,18,21,24,28 Chromica finish cassette.	Shimano new STX-RC with new SGX II shifting system.	Shimano IG Silver/Black	New STX-RC with 'M' system and cartridge type shoes.	Tig welded, Cr-mo titanium finish, with headset hanger.	Cr-mo, titanium finish, with alloy bar-ends and low density grips.	Vetta SL, Astrale	27.0mm x 350mm, one-piece alloy, with alloy quick release seat clamp.	Alloy body/cage, Cr-mo axle, with toe clips and straps.	Upsize 1 1/8" Ritchey headset; black alloy cage and bottle; sharkfin stainless steel M5 bolts.	SHERWOOD/TURQUOISE SILVER	12.1 (18")
IG 50 7 speed silver cassette.	Shimano Alivio, Compact 42-34-24T new SGX II chainwheels.	Shimano IG-50 Silver/Black	New Shimano Alivio cantilevers with anti-vibration system	Tig welded, Cr-mo titanium finish, with headset hanger.	Cr-mo, titanium finish, with alloy bar-ends and low density grips.	Dawes, air shock absorbing	26.6mm x 300mm, polished alloy, with alloy quick release.	Resin body/steel cage, Cr-Mo axle, with toe clips and straps.	Black headset, black alloy cage and bottle; stainless steel M5 bolts.	MID GREY	13.3 (18")



## ZENITH

New for '95 Dawes brings to you astonishing quality, performance and value for money with Zenith. A 4130 Cr-Mo TIG welded frame with the new Shimano Acera-X, 21 speed transmission featuring 'Grip-Shift' shifters for 'hands-on' control.

*Feature anodised blue brake levers and cantilevers. New Acera-X Grip-Shift control.*



**SHIMANO**  **GRIP SHIFT**

MODEL	SIZES	FRAME	FORK	HUBS	RIMS	SPOKES	TYRES	GEARS
<b>ZENITH</b>	Mens/Diamond: 16"/18"/20"/22" (41/46/48/51cm) Womens/Open: 17 1/2"/19 1/2" (45/50cm)	Tig-welded with SAE4130 Cr-mo steel frame tubes; mixed regular/oversize lightweight tubeset; sloping top tube design; double taper fastback seat stays; braze-on carrier mounts, bottle bosses and slotted cable guides; forged dropouts; reverse seat lug; top tube cable routing.	1 1/8" unicrown.	Shimano Acera-X parallax, quick release, 36 hole with release front and rear.	Silver anodised alloy.	Stainless 2.00mm	Ritchey Megabite Z-Max, 26 x 1.9".	Shimano Acera-X 21 speed with Grip-Shift controls.
<b>CYPHA</b>	Mens/Diamond: 16"/19"/21" (41/48/53cm) Womens/Open: 18"/20" (46/51cm)	Tig-welded Hi-Ten steel frame tubes; mixed regular/oversize lightweight tubeset; sloping top tube design; double taper fastback seat stays; braze-on carrier mounts, bottle bosses and slotted cable guides; forged dropouts; reverse seat lug; top tube cable routing.	1 1/8" unicrown.	Shimano Altus C-90 parallax, quick release front.	Silver anodised alloy.	Stainless 2.00mm.	26 x 1.95" blackwall.	Shimano Altus C-90 21 speed wth Rapid Fire TX ST shift levers.





## CYPHA

New for '95. The sturdy, yet lightweight AM10 Hi-Tensile, TIG welded frame combined with the Shimano Altus C-90, 21 speed groupset with Rapid Fire TX STI shift levers and a host of quality components makes Cypha an enviable entry level MTB package.



SHIMANO

FREEWHEEL	CHAINSET	CHAIN	BRAKES	STEM	BARS	SADDLE	PILLAR	PEDALS	STANDARD EQUIPMENT	COLOUR	APPROX. WEIGHT (kgs)
HG 50-C, 11-13-15-18-24-28 Hyperdrive-C cassette	Shimano Acera-X, Compact 42-34-24T new SGX II chainwheels.	HG50 Hyperglide	Blue anodised CS-877 AT alloy cantilevers. Blue anodised CS 247 AG alloy levers.	Tig welded low-rise, with headset hanger.	Hi-Ten ATB with bar ends. Colour co-ordinated with frame.	Dawes, air shock absorbing	26.6mm x 300mm, polished alloy, with quick release.	Resin body/steel cage, Cr-mo axle.	Blue anodised bottle cage	NEW COOL NATURAL	13.3 (18")
HG 30 7speed Hyperglide	Shimano Altus C-90 compact drive 38-32-24T with guard.	SEDIS SC-30.	Shimano Altus C-90 cantilevers.	Tig welded black low-rise, with headset hanger.	Hi-Ten ATB Type.	Dawes, air shock absorbing	Steel 300mm, black CED, with quick release.	Resin ATB, Cr-mo axle.	Black headset.	VIOLET SILVER	14.4 (19")



## ZENTA

Quite simply an amazing bike at amazing value for money. Take a look at the AM10, TIG welded, lightweight frameset, the Shimano Acera-X gears with 21 speed Grip-Shift and you will see what we mean.

The Zenta ladies version provides the special attributes of a more upright riding position, lady Hi-Rise bars and 'comfort' saddle, design features to be appreciated by the lady MTB rider.



*Grip-shift control.  
Lady Hi-Rise bar*



**SHIMANO**

MODEL	SIZES	FRAME	FORK	HUBS	RIMS	SPOKES	TYRES	GEARS
<b>ZENTA</b>	Mens/Diamond: 16"/19"/21" (41/48/53cm) Womens/Open: 18"/20" (46/51cm)	Tig-welded Hi-Ten steel frame tubes; mixed regular/oversize lightweight tubeset; sloping top tube design; double taper fastback seat stays; braze-on carrier mounts, bottle bosses and slotted cable guides; forged dropouts; reverse seat lug; top tube cable routing.	1 1/8" unicrown.	MTB, heavy duty.	Polished alloy.	Rustless.	26 x 1.95" blackwall.	Shimano Acera-X 21 speed with Grip-Shift controls.
<b>VERTEX</b>	Mens/Diamond: 16"/19"/21" (41/48/53cm) Womens/Open: 18"/20" (46/51cm)	Tig-welded Hi-Ten steel frame tubes; mixed regular/oversize lightweight tubeset; sloping top tube design; double taper fastback seat stays; braze-on carrier mounts, bottle bosses and slotted cable guides; forged dropouts; reverse seat lug; top tube cable routing.	1 1/8" unicrown.	MTB heavy duty.	Polished alloy.	Rustless.	26 x 1.95" blackwall.	Shimano TY20 13 speed Dual SIS, thumbshift levers.



## VERTEX

New for '95. Vertex in 'his and hers' versions provide bikes perfect for the aspiring beginner. Quality frame and componentry features such as AM10, TIG welded frame with a multitude of brazed-on features and Shimano 18 speed SIS gear system means quality and performance to be enjoyed year in, year out.



Comfort 'AIR-SHOCK' saddle.


Vertex ladies model features Lady Hi-Rise bars and comfort saddle - sensible attributes to increase rider enjoyment.



**SHIMANO**

FREEWHEEL	CHAINSET	CHAIN	BRAKES	STEM	BAR	SADDLE	PILLAR	PEDALS	STANDARD EQUIPMENT	COLOUR	APPROX. WEIGHT (kgs)
Falcon 7 speed with 'Dynaslide' system.	Shimano FC-T51 48-38-28T, with guard Cro-mo bottom bracket axle.	SEDIS SC-30.	CS-877 AT alloy cantilevers. C S-269A alloy levers.	Tig welded black, with headset hanger.	Hi-Ten ATB type - gents. Hi-Ten low rise type - ladies.	Dawes, air shock absorbing - gents. Comfort type - ladies.	Steel 300mm, black CED, allen key bolt.	Resin ATB, Cr-mo axle.	Black headset.	ISCIA / TURQUOISE SILVER	14.4 (19")
Sunrace 6 speed with 'Index' system.	Shimano FC -T51 48-38-28T with guard Cro-Mo bottom bracket axle.	KMC HPL-20.	CS-877 AT alloy cantilevers. C S-269A alloy levers.	Tig welded black, with headset hanger.	Hi-Ten ATB type - gents. Hi-Ten low rise type - ladies.	Dawes, air shock absorbing - gents. Comfort type - ladies.	Steel 300mm, black CED, allen key bolt.	Resin ATB, Cr-mo axle.	Black headset.	METALLIC BLACK / VIOLET SILVER	14.4 (19")

*A range of seven machines - a perfect synthesis of toughness with speed and agility, a combination of elements - mountain bike styling with on-road lightness and response for the rider wanting road going mountain style.*



MODEL	SIZES	FRAME	FORK	HUBS	RIMS	SPOKES	TYRES	GEARS
<b>SYNTHESIS 653 XT</b>	17"/19"/21"/23" (43/48/53/58cm)	Fillet brazed with Reynolds 653 Custom Mn-mo butted tubing throughout; hybrid all terrain lightweight tubeset, vertical dropouts; braze-on carrier mounts, cantilever bosses, machined bridge, pump stud, chain hanger, twin bottle bosses; top-tube cable routing.	Reynolds 653 Mn-mo blades and 1 1/8" oversize steerer, fillet brazed unicrown style, low rider carrier mounts.	Deore XT, parallax, sealed, quick release, 32 hole. Plus new alloy quick release	Mavic PSP 234, hard anodised, double eyeletted, box section, 32 hole.	DT Champion stainless, 2.0mm.	Ritchey Hard Drive, 700 x 40, black skinwall.	Deore XT, 24-speed Dual SIS, Rapid Fire Plus STI levers.
<b>SYNTHESIS 653 LX</b>	17"/19"/21"/23" (43/48/53/58cm)	Fillet brazed with Reynolds 653 Custom Mn-mo butted tubing throughout; hybrid all terrain lightweight tubeset, vertical dropouts; braze-on carrier mounts, cantilever bosses, machined bridge, pump stud, chain hanger, twin bottle bosses; top-tube cable routing.	Reynolds 653 Mn-mo blades and 1 1/8" oversize steerer, fillet brazed unicrown style, low rider carrier mounts.	Deore LX, parallax, sealed, quick release, 36 hole, with new alloy quick release	Mavic T237D. Box section double eyelet with new 'UB' control.	DT Champion stainless, 2.0mm.	Ritchey Hard Drive, 700 x 40, black skinwall.	New Deore LX, 24-speed Dual SIS, Rapid Fire Plus STI levers with new optical display.



## SYNTHESIS 653 XT

Unashamed style aptly portrays the Synthesis 653 XT. Peruse the fillet brazed customised 653 frame package, drool over the Shimano Deore XT groupset and the myriad of top-notch components, definitely a dream bike.



## SYNTHESIS 653 LX

Unquestionably an outstanding multi-purpose machine, the Synthesis 653 LX shares the same fillet brazed 653 frameset as the Synthesis XT, and features the new Deore LX, 24 speed groupset together with a host of top of the range components.



SHIMANO

MAVIC

Selle Italia

FREEWHEEL	CHAINSET	CHAIN	BRAKES	STEM	BAR	SADDLE	PILLAR	PEDALS	STANDARD EQUIPMENT	COLOUR	APPROX. WEIGHT (kgs)
M737 11-12-14-16-18-21-24-28 Hyperdrive-C chrome plated cassette	Deore XT 42/32/22T, low profile cranks, Dual SIS alloy/CP rings Deore XT cartridge bottom bracket.	HG90 Hyperglide Chrome/Black	Deore XT SLR alloy cantilevers with cartridge type shoes and new improved cables.	T6 heat treated polished aluminium, with alloy headset hanger.	T6 heat treated polished aluminium 560mm with alloy bar-ends and low density grips.	Selle Italia 'Expedia' Cr-mo leather.	27.0mm x 350mm, one-piece alloy, with Zero Cr-mo seat bolt.	Alloy body/cage, Cr-mo axle, with toe clips and straps.	Oversize 1 1/8" Ritchey headset; black alloy cage and bottle; sharkfin stainless steel M5 bolts.	ISCIA	11.5 (19")
New HG 70 8 speed 11-12-14-16-18-21-24-28T. Silver cassette.	Deore new LX 42/32/22T, low profile cranks, Dual SIS alloy/CP rings with chainguard. Deore cartridge bottom bracket.	HG70 Hyperglide Silver/Black	Deore new LX Multi Condition alloy cantilevers with cartridge type shoes and new improved cables.	T6 heat treated polished aluminium, with alloy headset hanger.	T6 heat treated polished aluminium 560mm with alloy bar-ends and low density grips.	Selle Italia 'Expedia' Cr-mo leather.	27.0mm x 350mm, one-piece alloy, with Zero Cr-mo seat bolt.	Alloy body/cage, Cr-mo axle, with toe clips and straps.	Oversize 1 1/8" Ritchey headset; black alloy cage and bottle; sharkfin stainless steel M5 bolts.	METALLIC BLACK	11.6 (19")



*Dawes highly skilled low temperature fillet brazing methods obviate the need for frame lugs, thus providing weight savings and a very high level of joint integrity.*



Shimano Deore XT gearshift indicator

## SYNTHESIS 501 LX

On road agility with off road heritage, Synthesis 501 LX promises and delivers the best of both worlds. The agile custom 501 Cr-Mo frameset and the class Deore LX groupset provide serious performance.



SHIMANO

MAVIC

selle ITALIA

MODEL	SIZES	FRAME	FORK	HUBS	RIMS	SPOKES	TYRES	GEARS
<b>SYNTHESIS 501 LX</b>	17"/19"/21"/23" (43/48/53/58cm)	Fillet brazed with Reynolds 501 Custom butted Cr-mo frame tubes; hybrid all terrain lightweight tubeset, vertical dropouts; braze-on carrier mounts, cantilever bosses and bottle bosses; top-tube cable routing.	Cr-mo Unicrown Aero, with low-rider carrier mounts.	Deore LX, parallax, sealed, quick release, 36 hole with new alloy quick release	Mavic T237D. Box section double eyelet with new 'UB' control.	Stainless 2.0mm,	Ritchey Hard Drive, 700 x 40, black skinwall.	New Deore LX, 24-speed Dual SIS, Rapid Fire Plus STI levers with new optical display.
<b>SYNTHESIS 501 STX</b>	17"/19"/21"/23" (43/48/53/58cm)	Fillet brazed with Reynolds 501 Custom butted Cr-mo frame tubes; hybrid all terrain lightweight tubeset, vertical dropouts; braze-on carrier mounts, cantilever bosses and bottle bosses; top-tube cable routing.	Unicrown Aero, with low-rider carrier mounts.	Shimano STX parallax, sealed. With new alloy quick release.	Mavic T237D Box section, double eyelet with new 'UB' control.	Stainless 2.0mm.	Ritchey Hard Drive, 700 x 40, black skinwall.	Shimano STX 21 speed. Dual SIS, Rapid Fire levers and new IG shifting system.

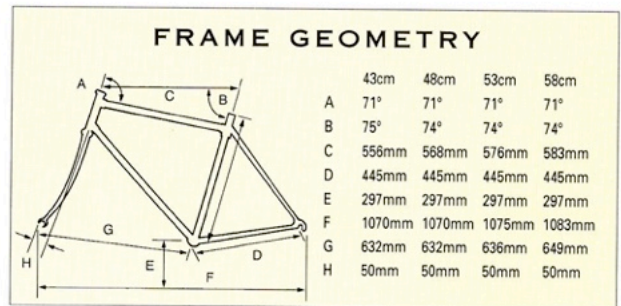


## SYNTHESIS 501 STX

Upated for '95 the Synthesis STX boasts the latest generation Shimano STX groupset including 21 speed dual SIS, Rapidfire levers and the new IG shifting system. Silky-smooth drive-train technology at your fingertips.



Mavic T237D box section double eyeletted rims with new 'UB' control for improved braking performance.



SHIMANO

MAVIC

ALESA

FREEWHEEL	CHAINSET	CHAIN	BRAKES	STEM	BARS	SADDLE	PILLAR	PEDALS	STANDARD EQUIPMENT	COLOUR	APPROX. WEIGHT (kgs)
New HG 70 8 speed 11-12-14-16-18-21-24-28T. Silver cassette.	Shimano STX 42/32/22T, low profile alloy cranks Dual SIS rings with chain-guard. Sealed cartridge bottom bracket.	HG50 Hyperglide	Deore New LX Multi Condition alloy cantilevers with cartridge type shoes and new improved cables.	Tig welded, Cr-mo, titanium finish, with headset hanger.	Cr-mo, 540mm, titanium finish, with low density grips.	Dawes, air shock absorbing.	27.0mm x 300mm, polished alloy, with alloy quick release.	Alloy body/cage. Cr-mo axle.	Black headset; stainless steel M5 bolts.	BRITISH RACING GREEN	11.7 (19")
CS-IG 60 7 speed 11-13-15-18-21-24-28T Chromica cassette.	Shimano STX 42/32/22T, low profile alloy cranks Dual SIS rings with chain-guard. Sealed cartridge bottom bracket. New SG II Shifting System.	CN IG-50 Silver/Black	Shimano STX Multi Condition alloy cantilevers and levers.	Tig welded, Cr-mo, titanium finish, with headset hanger.	Cr-mo, 540mm, titanium finish.	Dawes, air shock absorbing.	27.0mm x 300mm, polished alloy, with alloy quick release.	Alloy body/cage. Cr-mo axle.	Black headset; stainless steel M5 bolts.	VIBRANT BLUE	11.7 (19")



Grip-Shift control.

## SYNTHESIS 501 ALIVIO

Fast and exhilarating, Synthesis 501 Alivio shares the special frame geometry and fillet brazing techniques enjoyed by its team mates, and, with the addition of the Shimano Alivio groupset, this bike is definitely no slouch when asked to perform.



SHIMANO 

MODEL	SIZES	FRAME	FORK	HUBS	RIMS	SPOKES	TYRES	GEARS
<b>SYNTHESIS 501 ALIVIO</b>	17"/19"/21"/23" (43/48/53/58cm)	Fillet brazed with Reynolds 501 Custom butted Cr-mo frame tubes; hybrid all terrain lightweight tubeset, vertical dropouts; braze-on carrier mounts, cantilever bosses and bottle bosses; top-tube cable routing.	Unicrown Aero, with low-rider carrier mounts.	Shimano Alivio, parallax, quick release, 36 hole.	Silver anodised, eyeletted, box section.	Stainless 2.00mm.	Ritchey Hard Drive, 700 x 40, black skinwall.	Shimano New Alivio 21 speed with IG shifting system and 'Gripshift' controls.
<b>SYNTHESIS ACERA-X</b>	19 1/2"/21 1/2"/23" (50/54/58cm)	Tig-welded with hi-tensile carbon steel frame tubing; unisex hybrid design with sloping top tube and fastback seat stays; fringed dropouts; braze-on carrier mounts, cantilever bosses and bottle bosses; top tube cable routing, reverse seat lug.	Unicrown Aero.	ATB Type heavy duty.	Polished alloy.	Rustless.	700 x 38 blackwall	Shimano New Acera - X 21 speed with 'Gripshift' controls.
<b>SYNTHESIS TY 20 18 SPEED</b>	19 1/2"/21 1/2"/23" (50/54/58cm)	Tig-welded with hi-tensile carbon steel frame tubing; unisex hybrid design with sloping top tube and fastback seat stays; fringed dropouts; braze-on carrier mounts, cantilever bosses and bottle bosses; top tube cable routing, reverse seat lug.	Unicrown Aero.	ATB Type heavy duty.	Polished alloy.	Rustless.	700 x 38 blackwall.	Shimano 18-speed SIS, indexed thumbshift levers.





## SYNTHESIS ACERA-X

Featuring the special Dawes unisex design Hi-Tensile, TIG welded frameset with a low top tube for frame rigidity and high bottom bracket for plenty of ground clearance, this bike is definitely for fun.

The New Acera-X, 21 speed gear system with Grip-Shift control makes the fun all the easier.



SHIMANO GRIP SHIFT



## SYNTHESIS TY-20


Jump onto a Synthesis TY-20 and you will be an instant 'Synthesis' convert. An ideal entry level choice, the sprightly TIG welded frameset and 18 speed quick shift indexed gears provide the means. Cantilever brakes for serious stopping power and big 700c tyres provide the end.



SHIMANO

FREEWHEEL	CHAINSET	CHAIN	BRAKES	STEM	BARS	SADDLE	PILLAR	PEDALS	STANDARD EQUIPMENT	COLOUR	APPROX. WEIGHT (kgs)
CS-IG 50 7 speed 11-13-15-18-21-24-28. Silver cassette.	Shimano Alivio 42/34/24T, low profile alloy cranks Dual SIS rings with chain-guard. Sealed cartridge bottom bracket. New SG II Shifting System	CN IG-50 Silver/Black.	CS-8 77 AT alloy cantilevers. CS 269A alloy levers.	Tig welded. Cr-mo Titanium finish.	Cr-mo ATB style Titanium finish.	Anatomic	27.0mm x 300mm, polished alloy.	Resin body/steel cage, Cr-Mo axle.	Black headset.	TURQUOISE SILVER	11.9 (19")
Falcon 7 speed with 'Dynaslide' system.	FC-TS 21 48/38/28T with guard. Cr-mo bottom bracket.	SEDIS SC-30	CS-8 77 AT alloy cantilevers. CS 269A alloy levers.	Tig welded, black with headset hanger.	MTB steel,	Anatomic	Steel 300mm, black CED, allen key bolt.	Resin body. ATB style.	Black headset.	MID GREY	13.0 (19")
HG 20 14-16-18-21-24-28 Hyperglide.	JM-100. 48/38/28T round rings with chainguard, Cr-mo bottom bracket axle.	SEDIS SC-30.	Chang Star low profile steel cantilevers with all-weather shoes.	Tig welded, black with headset hanger.	MTB steel.	Anatomic	Steel 300mm, black CED, allen key bolt.	Resin body. ATB style.	Black headset.	VIBRANT BLUE	13.1 (19")

*Simple, easy, comfortable and efficient.  
Street bikes for all round use.  
Practical and effortless to ride all year round.*



MODEL	SIZES	FRAME	FORK	HUBS	RIMS	SPOKES	TYRES	GEARS
<b>MEAN STREET XT</b>	19 <sup>1</sup> / <sub>2</sub> ", 21", 22 <sup>1</sup> / <sub>2</sub> ", 23 <sup>1</sup> / <sub>2</sub> ", 25 <sup>1</sup> / <sub>4</sub> "	Hand brazed with Reynolds 531 Super Tourist butted Mn-tubing throughout; mixed regular/oversize lightweight tubeset; vertical dropouts; braze-on carrier mounts, cantilever bosses, seat stay leaf, cable guides, machined bridge, pump stud, chain hanger, twin bottle bosses; internal cable routing.	Reynolds 531 Mn-mo blades and steerer, fillet brazed unicrown style with low rider carrier mounts.	Deore XT, parallax, quick release, 32 hole with new alloy quick release.	Mavic PSP 234, hard anodised double eyeletted, box section, 32 hole.	DT Champion stainless, 2.0mm	Continental City Grip, 700 x 35.	Deore XT, 24-speed Dual SIS, Rapid Fire Plus STI levers, with new optical display.
<b>MEAN STREET LX</b>	19 <sup>1</sup> / <sub>2</sub> ", 21", 22 <sup>1</sup> / <sub>2</sub> ", 23 <sup>1</sup> / <sub>2</sub> ", 25 <sup>1</sup> / <sub>4</sub> "	Hand brazed with Reynolds 531 Super Tourist butted Mn-tubing throughout; mixed regular/oversize lightweight tubeset; vertical dropouts; braze-on carrier mounts, cantilever bosses, seat stay leaf, cable guides, machined bridge, pump stud, chain hanger, twin bottle bosses; internal cable routing.	Reynolds 531 Mn-mo blades and steerer, fillet brazed unicrown style with low rider carrier mounts.	Deore LX, parallax, quick release, 36 hole with new alloy quick release.	Mavic T237D Box section, double eyeletted with new UB control.	DT Champion stainless, 2.0mm	Continental City Grip, 700 x 35.	Deore LX, 24-speed Dual SIS, Rapid Fire Plus STI levers, with new optical display.



## MEAN STREET XT

A really 'mean machine' as its name suggests. Mean Street XT is the ultimate in town and trail bikes. The Reynolds 531 Super Tourist frameset and Shimano's Deore XT, 24 speed groupset provide uncompromising performance on and off road.

## MEAN STREET LX

All the lightweight strength and handling attributes of the classic English touring frame and the leading edge technology of Shimano componentry are combined to provide the high performance benefits and durability you would expect from this quality bike.



**SHIMANO MAVIC VETTA**

WHEEL	CHAINSET	CHAIN	BRAKES	STEM	BARS	SADDLE	PILLAR	PEDALS	STANDARD EQUIPMENT	COLOUR	APPROX. WEIGHT (kgs)
737, 11-12-14-16-18-21 28 Hyperdrive-C chrome plated cassette.	Deore XT 42/32/22T, low profile cranks, Dual SIS alloy/CP rings Deore XT cartridge bottom bracket.	HG90 Hyperglide Chrome/Black	Deore XT SLR Plus. New cartridge shoes and cable system.	Tig welded, Cr-mo, titanium finish, with alloy headset hanger	Cr-mo, 540mm, titanium finish, with low density grips.	VettaTurbo Gel, leather.	27.0mm x 300mm, one- piece alloy, allen key fixing.	Alloy body cage. Cr-mo axle with toe clips and straps.	Stronglight A9 sealed roller bearing headset; pump; stainless steel M5 bolts.	METEOR BLUE	12.2 (23 1/2")
5 HG-70 8 speed 12, 14, 16, 18, 24, 28 T over finish cassette.	Deore new LX 42/32/22T, low profile cranks, Dual SIS alloy/CP rings Deore cartridge bottom bracket.	HG70 Hyperglide Silver/Black	Deore LX Multi Condition alloy cantilevers and levers with cartridge brake shoes and new cable system.	Tig welded, Cr-mo, titanium finish, with alloy headset hanger	Cr-mo, 540mm, titanium finish, with low density grips.	Vetta Lite Gel ATB.	27.0mm x 300mm, polished alloy, micro adjust, allen key fixing.	Alloy body/cage, Cr-mo axle, with toe clips and straps.	Stronglight A9 sealed roller bearing headset; frame-fit pump; stainless steel M5 bolts.	VIBRANT BLUE	12.4 (23 1/2")




## STREET SHARP

Street Sharp is exactly what this bike is, with responsive handling and updated for '95 with Shimano's new 'IG' shifting system added to the STX, 21 speed groupset, Street Sharp is a cut above the rest.



Mean Street XT:  
Shimano Deore XT gearshift indicator.



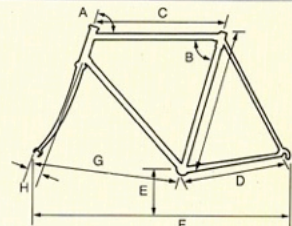
'Low rise' bars provide a comfortable riding position.

MODEL	SIZES	FRAME	FORK	HUBS	RIMS	SPOKES	TYRES	GEARS
<b>STREET SHARP</b>	Men's Diamond: 19 1/2", 21", 22 1/2", 23 1/2", 25 1/4" Womens/Open: 19 1/2", 21"	Hand brazed with Reynolds 501 butted Cr-mo frame tubes; mixed regular/oversize lightweight tubeset, vertical dropouts; braze-on carrier mounts, canilever bosses, seat stay leaf, cable guides, bottle bosses; internal cable routing.	Cr-mo, Unicrown Aero, with low-rider carrier mounts.	Shimano STX, parallax, sealed quick release, 36 holes with new alloy quick release.	Mavic T237D Box section, double eyeletted with new UB control.	Stainless, 2.0mm	Continental City Grip, 700 x 35.	Shimano STX, 21-speed Dual SIS, Rapid Fire Plus STI levers, and new IG shifting system.



**SHIMANO ALESIA VETTA**

### FRAME GEOMETRY



GENTS					LADIES				
A	49cm	53cm	57cm	60cm	64cm	A	49cm	53cm	57cm
B	71.5°	71.5°	72°	72°	72°	A	71.5°	71.5°	71.5°
B	75°	74.5°	74°	73.5°	73°	B	75°	74.5°	74°
C	553mm	559mm	567mm	573mm	584mm	C	546mm	556mm	564mm
D	442mm	442mm	442mm	442mm	442mm	D	442mm	442mm	442mm
E	278mm	278mm	278mm	278mm	278mm	E	278mm	278mm	278mm
F	1054mm	1054mm	1054mm	1054mm	1062mm	F	1047mm	1047mm	1047mm
G	621mm	621mm	621mm	621mm	629mm	G	615mm	615mm	615mm
H	50mm	50mm	50mm	50mm	50mm	H	50mm	50mm	50mm

REAR WHEEL	CHAINSET	CHAIN	BRAKES	STEM	BAR	SADDLE	PILLAR	PEDALS	STANDARD EQUIPMENT	COLOUR	APPROX. WEIGHT (kgs)
IG-60 7-speed 1, 13, 15, 18, 21, 24, 28T chromic finish cassette.	Shimano new STX 42/32/22T, low profile cranks, Dual SIS alloy/CP rings. Cartridge bottom bracket.	IG50 Silver/Black	Shimano STX Multi Condition alloy cantilevers and levers.	Alloy ATB, black, with headset hanger.	'Low-Rise' style Black	Vetta Lite Gel comfort	27.0mm x 300mm, polished alloy, micro adjust, allen key fixing.	Alloy body/cage, Cr-mo axle, with toe clips and straps.	Black sealed headset; silver plastic mudguards; frame fit pump; stainless steel M5 bolts.	ISCIA	13.6 (23 1/2")



## STREET WISE

Wise up to Street Wise, a brand new model for '95 with the new Shimano Acera-X, 21 speed groupset featuring 'Top Swing' front derailleur. Add this to the superb Reynolds 501 frameset and you will see that the attributes of Street Wise matches the best around.



SHIMANO VETTA



## STREET LITE

New for '95, Street Lite shines out for quality and practicality in everyday use.

Nimble and user friendly the Reynolds 500 Cr-Mo tubed frameset with the new Shimano C-90, 21 speed groupset and shod with alloy wheels will provide the perfect answer for out-and-about cycling.



SHIMANO VETTA



MODEL	SIZES	FRAME	FORK	HUBS	RIMS	SPOKES	TYRES	GEARS
<b>STREET WISE</b>	Mens's Diamond: 19 1/2", 21", 22 1/2", 23 1/2", 25 1/4" Womens/Open: 19 1/2", 21"	Hand brazed with Reynolds 501 butted Cr-mo frame tubes; mixed regular/oversize lightweight tubeset, vertical dropouts; braze-on carrier mounts, cantilever bosses, seat stay leaf, cable guides, bottle bosses; internal cable routing.	Unicrown Aero, with low-rider carrier mounts.	Shimano New Acera -X Parallax, sealed, quick release front and rear.	Silver anodised alloy, eyeletted .box section,	Stainless 2.0mm.	Hybrid type, black 700 x 37	Shimano new Acera-X 21-speed with 'top swing' front derailleur, dual SIS, and STI levers.
<b>STREET LITE</b>	Mens's Diamond: 19 1/2", 21", 22 1/2", 23 1/2", 25 1/4" Womens/Open: 19 1/2", 21"	Hand brazed with Reynolds 500 Cr-mo frame tubes; vertical dropouts; braze-on carrier mounts, cantilever bosses, cable guides, bottle bosses; internal cable routing.	Unicrown Aero, with low-rider carrier mounts.	Shimano new C-90 Parallax type, quick release front.	Silver anodised alloy, eyeletted .box section,	Stainless 2.00mm.	Hybrid type, black 700 x 37	New Shimano C - 90 Dual SIS and STI levers
<b>STREET SPIRIT</b>	Mens/Diamond: 21 1/2", 23" Womens/Open: 19 1/2", 21"	Tig-welded. HI-TEN Steel Frame Tubing. Hybrid design with sloping top tube, fast back seat stays, forged dropouts, braze-on rack mounts, cantilever bosses, reverse seat lug.	Unicrown Aero Style.	Shimano new C-90 Parallax type, quick release front.	Polished alloy.	Rustless.	Hybrid type, black 700 x 37	Shimano New 18-speed, dual SIS, with thumb shift controls.
<b>STREET FREE</b>	Mens/Diamond: 21 1/2", 23" Womens/Open: 19 1/2", 21"	Tig-welded. HI-TEN Steel Frame Tubing. Hybrid design with sloping top tube, fast back seat stays, forged dropouts, braze-on rack mounts, cantilever bosses, reverse seat lug.	Unicrown Aero Style	ATB, chromed	Polished alloy.	Rustless.	Hybrid type, black 700 x 37	Shimano TY20 6-speed, SIS, with thumb shift controls.

## STREET SPIRIT

Let Street Spirit spirit you away with its Practical frame and uncomplicated design concept. The Hi-Tensile, TIG welded frameset performs beautifully with the Shimano 18 speed gear system and lightweight alloy components. This Dawes new addition for '95 certainly has spirit.



SHIMANO VETTA



## STREET FREE

Enjoy the freedom offered by Street Free. Uncomplicated cycling at an uncomplicated price, with the sophistication of Shimano's TY-20, 6 speed, SIS gear system and easy to use thumbshift controls. Set yourself free with Street Free.



SHIMANO

FREEWHEEL	CHAINSET	CHAIN	BRAKES	STEM	BARS	SADDLE	PILLAR	PEDALS	STANDARD EQUIPMENT	COLOUR	APPROX. WEIGHT (kgs)
CS HG 50 7-speed 11, 13, 15, 18, 21, 24, 28 T Black finish cassette.	Shimano new Acera-X compact 42/34/24 with guard and new SGX II chain-wheels.	SEDIS SC30	Shimano new Acera-X alloy cantilevers. Multi Condition System.	Alloy ATB, black, with headset hanger.	'Low-Rise' style Black	Vetta Foam, comfort.	27.0mm x 300mm, polished alloy, micro adjust, allen key fixing.	Resin body steel cage, Cr-mo axle, with toe clips and straps.	Black headset; silver plastic mudguards; frame fit pump; stainless steel M5 bolts.	METALLIC BLACK	13.2 (23 1/2")
CS HG 30, 7-speed, 11, 13, 15, 18, 21, 24, 28 T Brown finish cassette.	Shimano new C-90 compact 38/32/24 with guard	Shimano UG-50	Shimano new C-90 alloy cantilevers and levers.	Alloy ATB, black, with headset hanger.	'Low-Rise' style Black	Vetta Foam, comfort.	26.2mm x 230mm, polished alloy, micro adjust, allen key fixing.	Non-slip touring. Cr-mo axle.	Black headset; silver plastic mudguards; frame fit pump.	CYPRUS GREEN	13.1 (23 1/2")
CS HG 30, 6-speed, 11, 13, 15, 18, 21, 24 T Brown finish cassette.	Shimano new C-90 compact 38/32/24 with guard	Shimano UG-50	Shimano new C-90 alloy cantilevers and levers.	Alloy ATB, black, with headset hanger.	'Low-Rise' style Black	Vetta Foam, comfort.	Steel Black.	Non-slip touring. Cr-mo axle.	Black headset; silver plastic mudguards; frame fit pump.	MID GREEN (Gents) VIOLET SILVER (Ladies)	13.2 (23")
HG 20, 14-16-18-21-24-28 hyperglide.	Ofmega City-1 46T with guard.	Shimano UG-50	Alloy cantilevers and brake levers.	Alloy ATB, black, with headset hanger.	'Low-Rise' style Black	Anatomic	Steel Black.	Resin ATB. Cr-mo axle.	Silver plastic mudguards; frame fit pump.	MID GREEN (Gents) VIOLET SILVER (Ladies)	13.0 (23")

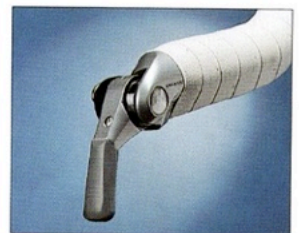


*Probably the best known touring bikes throughout the world. Experience the build quality and perfect component harmony that has provided so much touring pleasure, whether it be for a weekend tour or a full cross-continental expedition.*

## SUPER GALAXY

The epitome of classic English touring elegance. Developed and constantly refined over 30 years of its existence, the Super Galaxy provides the ultimate in serious touring refinement.

The Reynolds 531 Super Tourist hand brazed, lugged construction frameset provides lateral stiffness without sacrificing comfort, stability and load bearing capabilities. Truly, a world-class touring bicycle.



*New Shimano Deore LX 24 speed, SIS, bar end shift levers*




*Mavic T237D box section double eyeletted rims with new 'UB' control for improved braking performance.*



**SHIMANO MAVIC VETTA Continental**

MODEL	SIZES	FRAME	FORK	HUBS	RIMS	SPOKES	TYRES	GEARS
<b>SUPER GALAXY</b>	19 1/2", 21", 22 1/2", 23 1/2", 25 1/4"	Hand brazed with Reynolds 531 Super Tourist butted Mn-mo tubing throughout; mixed regular/oversize lightweight tubeset; vertical dropouts; braze-on carrier mounts, cantilever bosses, seat stay leaf, cable guides, machined bridge, pump stud, chain hanger, twin bottle bosses; internal cable routing.	Reynolds 531 Mn-mo blades and steerer, low rider carrier mounts.	Deore LX New alloy quick release.	Mavic T237D box section, double eyelet with new 'UB' control.	DT Champion stainless, 2.0mm.	Continental Top Touring, 700 x 32.	New Deore LX, 24-speed SIS, with bar end shift levers.





FREEWHEEL	CHAINSET	CHAIN	BRAKES	STEM	BARS	SADDLE	PILLAR	PEDALS	STANDARD EQUIPMENT	COLOUR	APPROX. WEIGHT (kgs)
New HG70 8-speed 11-12-14-16-18-21-24-28T Silver cassette.	Deore LX 46/36/26T, low profile alloy cranks, detachable alloy rings. Deore cartridge bottom bracket.	HG70 Hyperglide Silver/Black	Deore LX Multi Condition alloy cantilevers with 1055 Aero SLR levers. New cartridge brake shoes.	3TTT Synthesis	Alloy Randonneur	Vetta Turbo, leather cover, gel insert.	27.0mm x 230mm, polished alloy micro adjust.	Alloy body/cage, touring Cr-mo axle, with toe clips and straps.	Stronglight A9 needle bearing sealed alloy headset, alloy 4-point fixing rear and low-rider front touring carriers, Esge chromo guards, pump, 2 sets black alloy cage and bottle, stainless steel M5 bolts.	MID GREY	13.7 (23 1/2")



### FRAME GEOMETRY

GENTS				LADIES			
	49cm	57cm	60cm	64cm	49cm	53cm	57cm
A	71.5°	72°	72°	72°	A	71.5°	71.5°
B	75°	74°	73.5°	73°	B	75°	74.5°
C	553mm	567mm	573mm	584mm	C	546mm	556mm
D	442mm	442mm	442mm	442mm	D	442mm	442mm
E	278mm	278mm	278mm	278mm	E	278mm	278mm
F	1059mm	1059mm	1059mm	1067mm	F	1047mm	1047mm
G	626mm	626mm	626mm	634mm	G	615mm	615mm
H	55mm	55mm	55mm	55mm	H	50mm	50mm

## GALAXY

Simply a brilliant touring conception through the bringing together of the Reynolds 531 Super Tourist frameset and the new Shimano RSX, 21 speed, SIS, groupset with bar end shift levers. Galaxy shares many components with its Super Galaxy stable mate which will ensure its continued premier position within the cycle touring world during 1995.

Down tube cable adjuster.



SHIMANO MAVIC VETTA Continental

MODEL	SIZES	FRAME	FORK	HUBS	RIMS	SPOKES	TYRES	GEARS
<b>GALAXY</b>	19 1/2", 21", 22 1/2", 23 1/2", 25 1/4"	Hand brazed with Reynolds 531 Super Tourist butted Mn-mo tubing throughout; mixed regular/oversize lightweight tubeset; vertical dropouts; braze-on carrier mounts, cantilever bosses, seat stay leaf, cable guides, machined bridge, pump stud, chain hanger, twin bottle bosses; internal cable routing.	Reynolds 531 Mn-mo blades and steerer, low rider carrier mounts.	Shimano HG50 alloy sealed. Quick release front and rear.	Mavic T237D box section, double eyelet with new 'UB' control.	Stainless, 2.0mm	Continental Top Touring, 700 x 32.	New Shimano RSX 21 speed, SIS with bar end shift levers.
<b>HORIZON</b>	Gents: 19 1/2", 21", 22 1/2", 23 1/2", 25 1/4" Ladies: 19 1/2", 21"	Hand brazed with Reynolds 501 butted Cr-mo frame tubes; mixed regular/oversize lightweight tubeset, vertical dropouts; braze-on gear lever bosses, carrier mounts, cantilever bosses, seat stay leaf, cable guides and bottle bosses; internal cable routing.	Cr-mo Unicrown Aero forks, with low-rider carrier bosses.	Shimano Alivio, parallax sealed quick release, front and rear.	Silver anodised, eyeletted, box section.	Stainless, 2.0mm	700 x 32, touring centre rib.	Shimano Alivio, 21-speed SIS, with A400 down tube levers.
<b>STERLING</b>	Gents: 19 1/2", 21", 22 1/2", 23 1/2", 25 1/4" Ladies: 19 1/2", 21"	Hand brazed with Reynolds 500 butted Cr-mo frame tubes; vertical dropouts; braze-on cable guides, carrier mounts, bottle bosses and cantilever bosses; internal cable routing.	Unicrown Aero, with low-rider carrier mounts.	New Shimano C-90 alloy body. Sealed. Quick release front.	Polished alloy.	Rustless	700 x 32, touring centre rib.	New Shimano C-90 18 speed with 'Top Swing' front derailleur. Down tube shift levers.



## HORIZON

"Success breeds success" and Horizon '95 continues to be a leader in the arena. The Reynolds 501 double butted frame package with a myriad of brazed-on features provides the basis for a high quality touring bike. Brought to you at a price that will please the serious tourers pocket.



SHIMANO VETTA




## STERLING

Perfect for the weekend adventure and updated for '95 with the new Shimano C-90 groupset, Sterling is the perfect choice to explore the highways and byways.



SHIMANO

WHEEL	CHAINSET	CHAIN	BRAKES	STEM	BAR	SADDLE	PILLAR	PEDALS	STANDARD EQUIPMENT	COLOUR	APPROX. WEIGHT (kgs)
HG 50 7-speed 12-14-16-18-21-24-28T Hyperglide cassette.	New Shimano RSX 46-36-26T detachable (steel 26T chainring). Sealed cartridge bottom bracket.	Sedis SC-30	Deore LX Multi Condition alloy cantilevers with Alloy Aero drop-bar levers.	Alloy Road	Alloy Randonneur	Vetta Lite Gel.	27.0mm x 230mm, polished alloy micro adjust.	Alloy body/cage, touring Cr-mo axle, with toe clips and straps.	Black sealed headset, alloy 4-point fixing touring carrier, silver plastic guards, 2 sets black alloy cage and bottle, stainless steel M5 bolts.	BRITISH RACING GREEN	13.6 (23 1/2")
HG 50-C 11-13-15-18-21-24-28 Hyperdrive-C cassette.	Shimano Alivio, 42/34/24T, low profile cranks, Dual SIS rings sealed cartridge bottom bracket.	HG50 Hyperglide	Shimano Alivio, Multi Condition alloy cantilevers. Alloy Aero drop-bar levers.	Alloy Road	Alloy Randonneur	Vetta Lite Gel, mens/ womens.	27.0mm x 230mm, polished alloy micro adjust.	Alloy body/cage, touring Cr-mo axle, with toe clips and straps.	Black sealed headset, alloy 4-point fixing touring carrier, silver plastic guards, pump, black alloy cage and bottle, stainless steel M5 bolts.	VIBRANT BLUE	13.6 (23 1/2")
HG 30 7-speed 11-24T	New Shimano C-90 Compact Drive 38/32/24T with guard.	Sedis SC-30	New Shimano C-90 alloy cantilevers with alloy brake levers.	Alloy Road	Alloy Randonneur	Anatomic.	26.2mm x 230mm, chrome plated.	Resin body/steel cage, with toe clips and straps.	Pump, silver plastic guards, black alloy cage and bottle.	SHERWOOD GREEN	13.3 (23 1/2")



*Pure lightweight performance, experience the tight frame angles and short wheelbases which together with Reynolds tubing provides the thrill of immediate power transfer and positive control. Strictly performance machines.*

MODEL	SIZES	FRAME	FORK	HUBS	RIMS	SPOKES	TYRES	GEARS
<b>LINEAR</b>	51/54/57/60/63cm.	Hand brazed with Reynolds 531 Competition Mn.mo double butted tubing throughout; investment cast seat lug; close clearance geometry; braze-on lever bosses, chain hook, pump stud, 2 sets bottle bosses; internal cable routing.	Reynolds 531 Mn-mo blades and steerer with investment cast crown.	Shimano RX100, 32 hole, quick release.	Campagnolo Omicron, silver anodised, heat treated.	DT Competition stainless, 2.0mm.	Hutchinson Profil U with Kevlar, 700 x 22C.	Shimano RX100, 16-speed SIS, with STI Dual control levers.



Down tube cable adjuster



Shimano RX100 dual SIS control levers.

## LINEAR

Make the break and stay ahead of the pack on the '95 Linear. The superb handcrafted, lightweight, Reynolds 531 Competition close clearance frameset responds to your every effort. Speed and power is effortlessly controlled through the Shimano RX100 groupset with dual SIS control levers. Professional build quality and professional componentry gives Linear professional performance.



SHIMANO *Campagnolo* **531** LITE HUTCHINSON

FREEWHEEL	CHAINSET	CHAIN	BRAKES	STEM	BARS	SADDLE	PILLAR	PEDALS	STANDARD EQUIPMENT	COLOUR	APPROX. WEIGHT (kgs)
HG 70, 12-13-14-15-17-19-21-23 Hyperglide silver cassette.	Shimano RX100, 53/39T, low profile alloy cranks, Dual SIS alloy rings, cartridge bottom bracket.	HG50 Hyperglide Black	Shimano RX100 SLR, with dual pivot Q/R arches and STI Dual Control levers.	3TTT Synthesis.	3TTT Podium Ergo, 44cm.	Turbo-Lite.	27.2mm x 220mm, one-piece alloy.	Shimano RX100, alloy race, with toe clips and straps.	Shimano sealed headset.	VIOLET SILVER/ISCIA SPRAY	10.2 (57cm.)



Campagnolo Ergo power levers.



Campagnolo clipless pedals.

## STRATOS

A sensational marriage of the very best of British race proven frameset manufacture and the engineering excellence and design flair of Campagnolo of Italy. Superior performance, lightning speed and precise handling are taken for granted.



Campagnolo



HUTCHINSON

MODEL	SIZES	FRAME	FORK	HUBS	RIMS	SPOKES	TYRES	GEARS
<b>STRATOS</b>	51/54/57/60/63cm.	Hand brazed with Reynolds 531 Competition Mn.mo double butted tubing throughout; investment cast seat lug; close clearance geometry; braze-on lever bosses, chain hook, pump stud, 2 sets bottle bosses; internal cable routing.	Reynolds 531 Mn-mo blades and steerer with investment cast crown.	Campagnolo, 32 hole quick release.	Campagnolo Omicron, silver anodised, heat treated.	DT Competition stainless, 2.0mm.	Hutchinson Profil U with Kevlar, 700 x 22C.	Campagnolo, 16-speed, with Ergopower Contral Levers.
<b>GENESIS</b>	51/54/57/60/63cm.	Hand brazed with Reynolds 531 Competition Mn.mo double butted tubing throughout; investment cast seat lug; close clearance geometry; braze-on lever bosses, chain hook, pump stud, 2 sets bottle bosses; internal cable routing.	Reynolds 531 Mn-mo blades and steerer with investment cast crown.	Shimano HG50 quick release front and rear.	Rigide SX100, silver anodised alloy, eyeletted.	Stainless, 2.0mm.	Swallow Blizzard, 700 x 22C.	Exage 400 EX, 14-speed SIS.



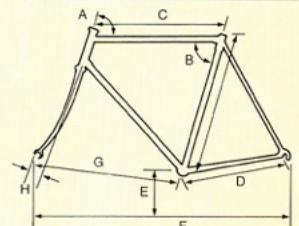
## GENESIS

New for '95 Genesis is the beginning of a fabulous experience. Step over the Reynolds 531 Competition frameset, slot into the clips and experience the resilience, power and efficiency of Genesis. An ideal 'step-up' for the committed novice time triallist or road racer.



Exage 400 EX crankset.

### FRAME GEOMETRY



653/531/501 Series					500 Series			
A	51cm	54cm	57cm	60cm	63cm	A	54cm	57/60/63cm
B	72.5°	72.5°	73°	73°	73°	B	73°	73°
C	75°	74.5°	74°	73°	72.5°	B	74°	73°
D	533mm	540mm	556mm	565mm	578mm	C	559mm	572mm
E	415mm	415mm	415mm	415mm	415mm	D	419mm	419mm
F	272mm	272mm	272mm	272mm	272mm	E	270mm	270mm
G	990mm	990mm	998mm	998mm	1004mm	F	1010mm	1010mm
H	584mm	584mm	590mm	590mm	597mm	G	598mm	598mm
	40mm	40mm	40mm	40mm	40mm	H	44mm	44mm



SHIMANO



FREEWHEEL	CHAINSET	CHAIN	BRAKES	STEM	BARS	SADDLE	PILLAR	PEDALS	STANDARD EQUIPMENT	COLOUR	APPROX. WEIGHT (kgs)
Campagnolo 12-13-14-15-17-19-21-23 cassette.	Campagnolo, 53/39T, with cartridge bottom bracket.	Sedisport.	Campagnolo arches with Ergopower levers.	3TTT Synthesis.	3TTT Podium Ergo, 44cm.	Turbo-Lite.	27.2mm x 220mm, one-piece alloy.	Campagnolo clipless.	Campagnolo headset.	VIOLET SILVER/VIBRANT BLUE SPRAY	10.4 (57cm.)
HG 50, 13-14-15-17-19-21-23 Hyperglide cassette.	Exage 400 EX, 52/42T, Biopace rings. Sealed cartridge bottom bracket.	HG50 Hyperglide	Exage 400 EX, SLR, sunken nut type, Aero levers.	Premium Road, silver.	ITM Europa Anatomica.	Turbo-Lite.	27.2mm x 220mm, one-piece alloy.	Shimano RX100, alloy race, with toe clips and straps.	Shimano sealed headset.	NEW COOL NATURAL	10.3 (57cm.)



## EQUINOX

When all is equal, the New Equinox provides the difference, that extra performance to provide the electrifying pace, leaving the others standing.

Equipped with a full Shimano specification and pro-series frame geometry Equinox promises exhilarating performance with a realistic price tag.



**SHIMANO** *Campagnolo* **DAVIES**

MODEL	SIZES	FRAME	FORK	HUBS	RIMS	SPOKES	TYRES	GEARS
<b>EQUINOX</b>	51/54/57/60/63cm.	Hand brazed with Reynolds 501 Cr-mo butted frame tubes; close clearance geometry; braze-on lever bosses, chain hook, pump stud, 2 sets bottle bosses; internal cable routing.	Unicrown Aero racing.	Shimano RX100, 32 hole, quick release.	Campagnolo Omicron, silver anodised, heat treated.	DT Competition stainless, 2.0mm.	Swallow Blizzard, 700 x 22C.	Shimano RX 100, 16-speed SIS, down tube levers.
<b>RESPONSE</b>	51/54/57/60/63cm.	Hand brazed with Reynolds 501 Cr-mo butted frame tubes; close clearance geometry; braze-on lever bosses, chain hook, pump stud, 2 sets bottle bosses; internal cable routing.	Unicrown Aero racing.	Shimano HG50 quick release front and rear.	Rigida SX100, silver anodised alloy, eyeletted.	Stainless, 2.0mm.	Swallow Blizzard, 700 x 22C.	Exage 300 EX, 12-speed SIS.
<b>ULTRA</b>	53/57/60/64cm.	Hand brazed with Reynolds 500 Cr-mo main tubes; braze-on bottle bosses, gear lever bosses; internal cable guides and forged ends.	Unicrown racing.	Shimano Exage, quick release.	Anodised alloy, eyeletted.	Stainless 2.00mm.	Swallow Blizzard, 700 x 22C.	Exage 300 EX, 12-speed SIS.





## RESPONSE

Continuing into 1995, the Response offers all the feel and performance needed for the Club racer and training rider. Built around the Reynolds 501 tube set with proven race geometry and the Shimano Exage 300 Ex Groupset, this bike offers outstanding value.



**SHIMANO**

**Rigida** **Turbo-LITE**



## ULTRA

The ideal, all year round fitness/race trainer built around a Reynolds 500 Cr-Mo frameset with mudguard clearance and a slightly extended wheelbase for extra stability and control. The full Shimano specification provides an entry level package to provide performance that will not break the bank.




**SHIMANO**

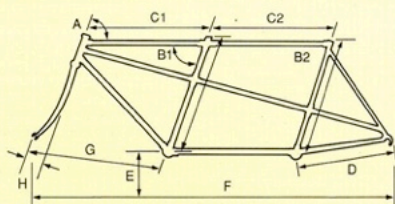
FREEWHEEL	CHAINSET	CHAIN	BRAKES	STEM	BARS	SADDLE	PILLAR	PEDALS	STANDARD EQUIPMENT	COLOUR	APPROX. WEIGHT (kgs)
HG 70, 12-13-14-15-17-19-21-23 Hyperglide silver cassette.	Shimano RX100, 53/39T, low profile alloy cranks, Dual SIS alloy rings, cartridge bottom bracket.	HG50 Hyperglide	Shimano RX100 SLR, with dual pivot Q/R arches and Aero levers.	Premium Road, silver.	ITM Europa Anatomica.	Turbo-Lite.	27.0mm x 230mm, alloy micro adjust.	Shimano RX100, alloy race, with toe clips and straps.	Black headset.	MID GREY/ TURQUOISE SILVER	10.3 (57cm.)
HG 50, 13-14-15-17-19-21-23 Hyperglide cassette.	Exage 300 EX, 52/40T, Biopace rings. Sealed cartridge bottom bracket.	HG50 Hyperglide	Exage A351 SLR, Aero levers.	Alloy Road.	ITM Europa Anatomica.	Turbo-Lite.	27.0mm x 230mm, alloy micro adjust.	Shimano RX100, alloy race, with toe clips and straps.	Shimano sealed headset.	ISCIA	10.3 (57cm.)
HG 50, 13-14-15-17-19-21-23 Hyperglide cassette.	Exage 300 EX, 52/40T, Biopace rings. Sealed cartridge bottom bracket.	HG50 Hyperglide	Exage A250 SLR, Aero levers.	Alloy Road.	Alloy racing.	Vetta SL.	26.2mm x 230mm, alloy micro adjust.	Resin race with toe clips and straps.	Black headset.	TURQUOISE SILVER/ BLACK	11.6 (57cm.)

# TANDEM

*Touring, mountain and street,  
a range of three styles and six tandems to provide  
twice the teamwork and twice the pleasure,  
all are perfectly conceived handbuilt experiences,  
available in an extended range of frame sizes and  
configuration to suit your needs.*



## FRAME GEOMETRY



	Mountain	Street/Tour 531	Street/Tour 501
	41/46-46/51cm	All sizes	All sizes
A	70°	72°	71.5°
B	72.5°	72°	74°
B1	72.5°	72°	72°
C1	572mm	575mm	570mm
C2	676m	673mm	652mm
D	420mm	438mm	438mm
E	305mm	279mm	292mm
F	1720mm	1730mm	1725mm
G	640mm	625mm	646mm
H	40mm	55mm	50mm



**DOUBLE  
EDGE**

The ultimate two-up, off road experience, truly a go anywhere tandem. This machine oozes power and performance based around the Reynolds 653 oversize tubed frameset which is light, resilient and man enough for any terrain and the Shimano Deore 24 speed groupset, with new Grip-Shift control.



SHIMANO

NETTA

ALESA



Adjustable rear Cr-Mo stem.



**KICKBACK  
TWO**

A go-anywhere mount, happy to fly over all terrain encountered, the Kickback Two shares the same frame geometries as our Double Edge. The fillet brazed Reynolds 501 frame features oversize tubes and a raised bottom bracket for extra ground clearance. Check the components, check the price, it's a package not to be missed.



SHIMANO

NETTA

Rigida


GRIP SHIFT



Grip-Shift control.

MODEL	SIZES	FRAME	FORK	HUBS	RIMS
<b>DOUBLE EDGE</b>	18/16", 20/18"	Fillet brazed with Reynolds 653 Custom Mn-mo tubing throughout; lightweight oversize tube-set with double/triple butted top/lateral, and single butted seat tubes; double taper 19mm seat stays; direct lateral design; vertical dropouts; 4 sets bottle bosses.	Dawes positive tracking geometry, shallow rake, fillet brazed with 653 steerer and fat oval butted blades; investment cast ends.	Deore XT, sealed, quick release, 36 hole.	Alesa 9021 box section, anodised, double eyeleted.
<b>KICK-BACK TWO</b>	18/16", 20/18"	Fillet brazed with Reynolds 501 Cr-mo butted frame tubes; full oversize lightweight tubeset; double taper 19mm seatstays; direct lateral design; vertical dropouts; 3 sets bottle bosses.	Cr-mo Unicrown with 1 1/8" oversize steerer, fat taper blades and forged ends.	Shimano STX, parallax, sealed, quick release, 36 hole.	Rigida Rally 30, box section, anodised eyeleted.
<b>TWIN STREET</b>	21/19", 23/19", 23/21 1/2"	Hand brazed with Reynolds 531 tubing throughout; mixed standard/oversize Mn-mo butted frame tubes; double taper 19mm seatstays; direct lateral design; vertical dropouts; slotted cable guides; braze-on carrier mounts, drum brake fittings and 3 sets bottle bosses.	Reynolds 531 Mn-mo blades and oversize steerer; fillet brazed Unicrown style.	Suzue tandem, 40 hole, Q/R front.	Mavic tandem, 40 hole, buff anodised.
<b>TWO WAY STREET</b>	21/17" L, 21/19", 23/21"	Hand brazed with Reynolds 501 butted Cr-mo frame tubes; double taper 19mm seatstays; direct lateral design with ladyback size option; vertical dropouts; braze-on carrier mounts and bottle bosses.	Cr-mo Unicrown Aero forks with low-rider carrier mounts.	Exage, quick release front.	Silver anodised, eyeleted, box section.
<b>GALAXY TWIN</b>	21/19", 23/19", 23/21 1/2"	Hand brazed with Reynolds 531 tubing throughout; mixed standard/oversize Mn-mo butted frame tubes; double taper 19mm seatstays; direct lateral design; vertical dropouts; slotted cable guides; braze-on carrier mounts, drum brake fittings and 3 sets bottle bosses.	Reynolds 531 Mn-mo blades and oversize steerer; fillet brazed Unicrown style.	Suzue tandem, 40 hole, Q/R front.	Mavic tandem, 40 hole, buff anodised.
<b>HORIZON TWIN</b>	21/20", 23/20", 23/21 1/2"	Hand brazed with Reynolds 501 Cr-mo butted frame tubes; double taper 19mm seatstays; marathon design; braze-on carrier mounts, drum brake fittings and 3 sets bottle bosses.	Reynolds 531 blades and steerer, with heavy-duty forged tandem crown.	Suzue tandem.	Alesa 40 hole, eyeleted.

# TANDEM



Galaxy Twin  
Step-Over design  
(available on  
23"/19" frames only)

## GALAXY TWIN

With a pedigree stretching back to the halcyon days of cycle touring in the 1930's, every refinement and improvement has been made over the years to make the Galaxy Twin a truly outstanding touring tandem. Regarded as a continuing leader amongst the world's classic touring tandems, we have been unstinting in our quest to provide the very best for the discerning cycle tourist.



## HORIZON TWIN

Sturdy, durable and dependable, the Horizon Twin's marathon frame configuration provides predictable stability and handling even under full pannier loading.

A genuine touring tandem at an affordable price.



SHIMANO

MAVIC



Arai drum rear brake for  
assured stopping power.



Mavic tandem 40 hole  
anodised rims for perfect  
balance, strength and  
lightness.




SHIMANO

ALESA

NETTA

SPOKES	TYRES	GEARS	FREEWHEEL	CHAINSET	CHAIN	BRAKES
DT Champion stainless, 2.0mm.	Ritchey Megabite Z-Max, 26" x 1.9" Kevlar.	Deore XT, 24-speed SIS, with Grip-shift controls.	M737 11-12-14-16-18-21-24-28 Hyper-drive C chrome plated cassette	Thun MTB tandem, 48/38/28T, alloy rings. Eccentric bottom bracket, with SKF cassettes.	Sedis/HG90 Hyperglide Chrome/Black	Deore XT cantilevers and alloy levers.
Stainless, 2.0mm	Ritchey Megabite Z-Max, 26" x 1.9".	Shimano STX, 21-speed SIS. New IG Shifting System with Grip-Shift controls.	CS IG60 7-speed 11-13-15-18-21-24-28T Cromica cassette.	Thun MTB tandem, 48/38/28T, alloy rings. Eccentric bottom bracket, with SKF cassettes.	New IG50 Silver/Black.	New Shimano STX alloy cantilevers with multi-condition system. Alloy levers.
DT Champion stainless, 2.0mm.	Continental City Grip, 700 x 37.	Deore LX, 21-speed SIS, with Rapid Fire Plus STI levers.	Sachs New Success 13-15-17-20-24-28-32, sealed.	Thun MTB tandem, 48/38/28T, alloy rings with 42T crossover drive. Eccentric bottom bracket, with SKF cassettes.	Sedis/Shimano.	Deore LX Multi Condition alloy cantilevers and levers.
Stainless, 2.0mm	700 x 38C Touring	Shimano Alivio, 21-speed SIS, with Grip Shift.	CS IG50 7-speed 11-13-15-18-21-24-28T Silver cassette.	Stronglight tandem, 48/38/28T with 40T crossover drive. Eccentric bottom bracket.	Sedis/Shimano.	Alloy cantilevers and levers.
DT Champion stainless, 2.0mm.	Continental Top Touring, 700 x 37.	Deore LX, 21-speed SIS, bar end shifters.	Sachs New Success 13-15-17-20-24-28-32, sealed.	Thun tandem, 48/38/28T, with 42T crossover drive. Eccentric bottom bracket, with SKF cassettes.	Sedis/Shimano.	Deore LX Multi Condition alloy cantilevers with 1055 Aero SLR levers, plus Arai rear drum.
14/13G, single butted.	700 x 32, touring centre rib.	Shimano Alivio, 18- speed. SIS, down tube levers.	Shimano 13-16-19-22-26-30.	Stronglight tandem, 48/38/28T, steel inner, alloy middle, outer and crossover rings. Eccentric bottom bracket.	Sedis/Shimano.	Alloy cantilevers with A351 Aero SLR levers



**SHIMANO**  
**MAVIC**  
**NETTA**

## TWIN STREET

A versatile, easy going, lightweight, user friendly tandem for urban and touring use.

The immaculate Reynolds 531 frameset provides all the heart needed for the touring tandem experience



*Two-Way Street  
Lady back design.*



**SHIMANO**  
**ALESA**  
**NETTA**

## TWO-WAY STREET

An ideal choice for your introduction to the unique pleasures of tandem cycling. Two-Way Street benefits from our experience in the design of our street range of bikes. A highly affordable tandem package featuring a quality Reynolds 501 hand brazed, lugged, frameset and Shimano Alivio. 21 speed groupset.

STEM		SADDLE	PILLAR	PEDALS	STANDARD EQUIPMENT	COLOUR	APPROX. WEIGHT (kgs)
T6 heat treated polished aluminium one-piece front bar and Aheadset stem, Cr-mo adjustable rear stem with polished alloy bar, low density grips.		Vetta SL, Astrale	27.0mm x 350mm, one-piece alloy, with Zero seat bolt.	Alloy body/cage, Cr-mo axle, with toe clips and straps.	Oversize 1 1/8" Dia-Compe SA-2 Aheadset, sharkfin, stainless steel M5 bolts.	NEW COOL NATURAL	16.6
Tig-welded, Cr-mo titanium finish front, Cr-mo adjustable rear.	Cr-mo titanium finish, 540mm	Vetta SL, Astrale	27.0mm x 350mm, one-piece alloy, with alloy quick release seat clamps.	Alloy body/cage, Cr-mo axle, with toe clips and straps.	Oversized sealed headset, stainless steel M5 bolts.	METALLIC BLACK	18.5
Tig-welded, Cr-mo titanium finish front, Cr-mo adjustable rear.	Cr-mo titanium finish, low density grips.	Vetta Lite Gel, ATB	26.8mm x 300mm alloy micro adjust.	Alloy body/cage, Cr-mo axle, with toe clips and straps.	Oversize 1 1/8" black sealed headset; plastic guards; pump; stainless steel M5 bolts.	VIOLET SILVER	19.5
Alloy ATB front, alloy rear.	MTB steel, 540mm.	Vetta	26.8mm x 300mm polished alloy micro adjust.	Non-slip touring, Cr-mo axle.	Black sealed headset, plastic guards, pumps	ISCIA	18.7
Tig-welded, Cr-mo, oversize road front, Cr-mo adjustable rear.	Alloy 42cm wide front, wide Mini Maes rear, with Dia Compe hand-rests, white tape.	Vetta Lite Gel, ATB	26.8mm x 300mm alloy micro adjust.	Alloy body/cage, Cr-mo axle, with toe clips and straps.	Oversize 1 1/8" sealed headset, alloy 4-point fixing touring carrier, Esge mudguards with integral lighting circuit; pump; stainless steel M5 bolts.	BRITISH RACING GREEN	18.9
Alloy Road front, alloy rear.	Alloy 42cm wide front, wide Mini Maes rear, white tape.	Vetta	27.0mm x 300mm, alloy micro adjust.	Alloy body/cage, Cr-mo axle, with toe clips and straps.	Sealed headset, alloy 4-point fixing touring carrier, plastic mudguards, pump.	VIBRANT BLUE	18.5

## HOW TO CHOOSE THE CORRECT FRAME SIZE

For your comfort and safety it is essential when you purchase your cycle to pay close attention to the dealers advice on cycle and frame size. As a rule of thumb, riders must be able to straddle the cycle with at least one inch clearance above the top tube (3"-4" for ATB). As a guide, frame size is related to inside leg measurement (the distance from the crotch to the ground in stockinged feet) and is measured from the centre of the bottom bracket axle to the top of the seat lug.

### Frame Size - Mountain bikes

(inches)	16	18	19	20	21	22
Inside leg of rider						
(inches)	24/27	27/31	27/32	31/34	32/35	34/36

### Frame Size - Synthesis bikes

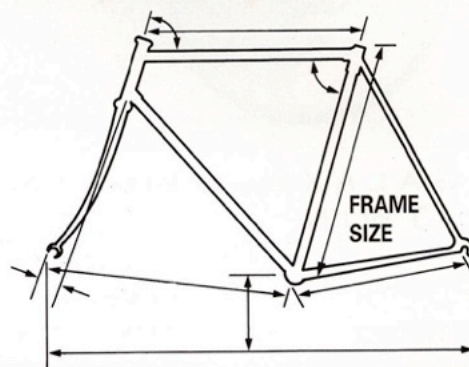
(inches)	17 <sup>1</sup> / <sub>2</sub>	19 <sup>1</sup> / <sub>2</sub>	21	23
Inside leg of rider				
(inches)	24/29	28/32	31/35	34/37

### Frame Size - Touring and Street

(inches)	19 <sup>1</sup> / <sub>2</sub>	21	22 <sup>1</sup> / <sub>2</sub>	23 <sup>1</sup> / <sub>2</sub>	25 <sup>1</sup> / <sub>4</sub>
Inside leg of rider					
(inches)	24/29	28/32	31/34	32/36	34/39

### Frame Size - Racing Bikes

	51cm	54cm	57cm	60cm	63cm
Inside leg of rider					
(inches)	25/30	28/32	31/35	33/37	35/39



## THE GUARANTEE

Dawes Cycles will repair and exchange parts of their cycles in the event of manufacturing defects as follows:

Parts - new parts in exchange for defective parts (except for tyres and tubes) for one year after original purchase.

Frames and Forks - new frame and/or fork in exchange for the defective item for life. Replacement frame/forks will be supplied in Dawes current colours only.

This warranty covers normal consumer use and does not cover failure which results from alteration, accident, misuse, abuse, neglect, improper assembly, maintenance or commercial use. Suspension forks are guaranteed for 1 year.

Dawes Mountain Bikes are guaranteed for normal off-road use, but are not indestructible and damage caused by jumps, wheelies, stunt riding or inadequate service maintenance is specifically excluded.

A purchase receipt or other proof of date of original consumer purchase will be required before warranty performance is rendered.

This warranty gives you specific legal rights and you may also have other legal rights.

If a problem with a Dawes cycle develops during or after the warranty period, contact your Dawes Dealer.

Before purchase please check with your dealer in case a change in specification has been made.



Dawes Cycles Ltd., Wharfedale Road, Tyseley, Birmingham B11 2DG.