

R A L L E I G H

1 9 9 4

B I C Y C L E

B U Y E R ' S

G U I D E










A MASTERPIECE IS CONTAINED BY ITS' FRAME

Raleigh has been in the business of building bicycles for over 100 years. Although many things have changed, there's one important thing that has remained the same—our philosophy that the frame is the heart of the bicycle. As componentry improved, we incorporated it into our bikes. We've also led the way in style, graphics and colors. But what sets us apart from other bike brands has always been our ability to design a specific frame to fit the performance level of a wide variety of riders. Our method of achieving this utilizes our patented Technium® process. Some people swear by aluminum frames. Others push chrome-moly, titanium or carbon fiber. Each has its benefits, but no one material is perfect. That's what makes Technium so innovative. The Technium process allows us to bond dissimilar materials, taking advantage of the benefits of each. And this year we're offering our Technium frames on 10 models. So read on. We build a Raleigh that will help you get the most out of your cycling experience.



MTi1000

John Tomac helped develop the MTi1000 frame and then raced with it in Europe. It has the RPD frame system with oversize main tubes for precise response and control.



Our titanium frame features plasma Arc robotic welding, ensuring consistently strong welds



*Natural
Titanium*

MT700

The MT700 also carries John Tomacs' signature on its Technium® T3 Professional frame. It takes advantage of the Tomac-inspired RPD system, has an oversize double-butted, heat-treated 7005 aluminum front end and a Tange Prestige OS seat tube with taper butted chrome-moly stays.



*Metallic Blue/
Silver Duotone*

MT500

The MT500 has a Technium® T2 Expert frame with the Tomac-inspired RPD system featuring sloping top tube and oversize aluminum main tubes for precise handling. It comes with Shimano's LX group, a Dia-Compe Aheadset, Sun Metal CR-16 rims, and a Rock Shox Mag 10 air/oil suspension fork.



SMOKE/DART tires use a harder density core with a softer tread for better performance in all conditions.

*Metallic Purple/
Platinum Duotone*

MT400

The MT400 has a Technium® T2 Expert frame featuring sloping top tube and over-size aluminum main tubes for precise handling. It comes with STX Rapid Fire Plus shifters, a Dia-Compe Aheadset, Sun Metal double wall rims, alloy bar ends and a Rock Shox Quadra elastomer suspension fork.



*Metallic Forest/
Platinum Duotone*

MT300

The MT300 has a Technium® T2 Expert frame featuring sloping top tube and over-size aluminum main tubes for precise handling. It comes with STX Rapid Fire Plus shifters, a Dia-Compe Aheadset, Sun Metal double wall rims, and a Bontrager saddle.



Dia-Compe's innovative headset means less weight, better steering response, and easier adjustment.

*Metallic Silver/
Yellow Duotone*

MT200

The MT200 has a Technium® T1 Sport frame with the Tomac-inspired RPD system featuring sloping top tube and oversize aluminum main tubes for precise handling and control. It comes with STX Rapid Fire Plus shifters, bolt-on chain rings, and Sun Metal alloy rims.



*Black/Red
Anodized Duotone*

M60

The M60 has a strong and durable chrome-moly frame with the Tomac-inspired RPD system for precise handling and control. It comes with STX Rapid Fire Plus shifters, bar ends, toe clips, triple-top tube cable routing, and Shimano Parallax alloy hubs.



Shimano's new STX derailleur gives high performance shifting at an affordable level.

Metallic Anthracite

Gloss Black

M50

The M50 has a strong chrome-moly fork with oversize blades. It comes with Shimano Alivio 21 speed Rapid Fire Unishift system, Hyperdrive-C chain rings, triple top tube cable routing and quick-release Shimano Parallax hubs.



Candy Red

Candy Blue

Metallic White



M40

The M40 has a strong and durable frame, chrome-moly seat and steerer tube with oversize fork blades. It comes with the C50 18-speed group, stainless steel spokes, an easy-to-use micro-adjust seat post, and quick-release front and rear wheel.



A quick-release rear hub makes the M40 easy to service and transport.



Gloss Black

*Metallic
Blue/Violet*

TRAIL

M30

The M30 is an excellent entry level bike for both growing kids and adults. Equipped with a strong chrome-moly seat tube, the M30 includes Shimano's C50/TY30 18-speed Hyperglide shifting, alloy rims, Maxxis tires and a quick-release front hub.



Metallic Grape

Metallic Red

Gloss Black

M20

The M20 has a strong and durable TIG-welded frame with a chrome-moly seat tube that is much stronger than those offered at discount stores. It comes with Shimano 15-speed index-shifting, sturdy wheels and a very comfortable price.



The Maxxis tire gives excellent performance in a variety of on and off road conditions.



Metallic Purple

Metallic Electric Teal

**R
A
L**

RT600

The RT600 features aggressive Raleigh race-proven geometry with a Technium® frame featuring Reynolds 531 manganese-moly main tubes bonded to aluminum lugs and chrome-moly stays. It comes with 105 STI components, Shimano clipless pedals, and Campy rims.



*Purple/Black
Duotone*

Team Pearl White

RT505LE

The RT505LE features aggressive Raleigh race proven geometry with a Technium® aluminum frame bonded to chrome-moly rear stays. It comes with Shimano's new RX100 STI 16-speed components, Michelin Hi-Lite comp tires and Campy rims.



Shimano's new RX100
16-speed STI group brings
STI race-level shifting to the
RT 505LE.

Metallic Red

Metallic
Purple Tritone

RT500/RT300

The RT500 features a Technium® race frame with Easton E9 tubes chrome-moly stays, it is equipped with 105 7-speed, Michelin tires, and Campagnolo rims.

The RT300 features the same Technium® process and a sport performance geometry.



RT500=Gold/Silver
RT300=Purple/Platinum

U

H

Porsche Red

R40

The R40 is perfect for the rider wanting a classic Raleigh road bike at a low price. It comes with a 12-speed component group, alloy rims, a micro-adjust seat post, and quick-release front and rear hubs.



Down-tube shifters give sport performance features at a value price.

Metallic Blue

CT400

The CT400 is the ultimate cross bike, equally at home on the road as it is on the trail. It features a special Technium® T1 Sport aluminum cross frame with cro-mo seat tube, and it comes with the 21-speed Shimano 400CX group. It also comes with bar ends and toe clips.



*Metallic Silver/
Anthracite Duotone*

CT300/CT200

The CT300 is comfortable on road but tough enough to go off-road. It features a special Technium® T1 Sport frame and Rapid Fire Plus shifting.

The CT200 has a Technium® T1 Sport frame, Rapid Fire shifting, and a Gelite saddle.



Shimano's C10 rear derailleur gives quick, accurate shifting performance to the versatile CT200.



CT200=
Metallic Forest

CT300=Blue Mist
CT200=Silver/Purple


C40

The C40 is a great cross bike with TIG-welded frame and cro-mo seat tube to make it strong and durable. It comes with the C50 18-speed group, SRT-200 GripShift shifters, stainless steel spokes, an easy-to-use micro-adjust seat post and a quick-release front wheel.



C30

The C30 has a strong and durable frame which includes chrome-moly seat tube. It's an excellent entry-level cross bike for both kids and adults. It comes with Shimano 18-speed Hyperglide shifting, GripShift shifters, alloy wheels and a quick-release front wheel.



The GripShift shifter offers user friendly "hands on" index shifting.



*Metallic
Sapphire Blue*

ER7/ER3

The ER7 is a blend of common sense cycling and easy-to-use shifting technology.

The ER3 has a Shimano 3-speed internal hub system, front and rear hand brakes as well as a coaster brake and a coil-spring saddle.



ER7=Merlot
ER3=Forest Green

Electric Teal

ER6/ER1

The ER6 provides beach-cruiser styling and comes with a GripShift 6-speed index shifting, hand brakes, and a gel saddle.

The ER1 is perfect for everyday transportation and features a convenient coaster brake and comfortable coil-spring saddle.



ER6=Gloss Black
ER1=Candy Blue



Metallic Grape

T H E F



TECHNIUM COMPOSITE


Some people swear by aluminum frames. Others push chrome-moly, titanium or even carbon fiber. Each has its benefits, but no one material is perfect. That's what makes Technium® so innovative. The Technium process allows us to bond dissimilar materials, taking advantage of the benefits of each. It's that simple – and available only from your Raleigh dealer.



MONOSTAY WISHBONE

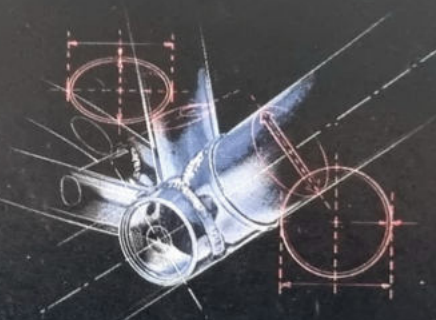
Good braking is a crucial element of going fast. That's why Raleigh invented the Monostay Wishbone™. This design radically reduces brake boss twist, giving a more positive feel to your rear brake and adding another element of control to your riding.

R A M E




RIGID POINT DESIGN

We believe a rigid front end and a resilient rear are the keys to precise handling. That's the foundation for our Rigid Point Design® system, inspired by World Champion John Tomac. The system takes advantage of oversized main tubes and a tighter geometry to give increased steering accuracy and control that you'll feel from your very first ride.



OVALIZED SEAT TUBE

From the MT300 to the MT700, Raleigh takes advantage of an ovalized seat tube. This gives you external butting at the top and ovalizing below, giving you maximum strength and lateral rigidity with minimum weight.



Model	Frame Sizes	Colors	Wt lbs	Frame Material	Fork	Front Derailleur	Rear Derailleur	Shift Levers
M20	14.5, 16.5, 18, 20, 22, L17, L19	Electric Teal, Gloss Black, Metallic Purple	32.0	Cro-Mo Seat Tube	Hi Tensile	Shimano TY15	Shimano TY15	TY15 Thumb Shifter
M30	14.5, 16.5, 18, 20, 22, L17, L19	Metallic Red, Metallic Grape	30.0	Cro-Mo Seat Tube	Hi Tensile, OS Blades	Shimano TY30	Shimano C50	TY30 Thumb w/Dial
M40	14.5, 16.5, 18, 20, 22, L17, L19	Gloss Black, Blue Violet, Metallic White	29.5	Cro-Mo Seat Tube	Cro-Mo, OS Blades	Shimano C50	Shimano C50	C50 Thumb w/Dial
M50	14.5, 16.5, 18, 20, 22, L17, L19	Gloss Black, Candy Blue, Candy Red	29.0	Cro-Mo Main Tubes	Cro-Mo, OS Blades	Shimano Alivio	Shimano Alivio	Alivio
M60	14.5, 16.5, 18, 20, 22	Metallic Anthracite	28.5	Cro-Mo Main Tubes	Cro-Mo, OS Blades	Shimano Alivio	Shimano STX	STX Rapid Fire Plus
MT200	14.5, 16.5, 18, 20, 22	Black/Red Ano, Black/Gold Ano Duotone	28.0	Aluminum/Cro-Mo	Cro-Mo/OS Steer & Blades	Shimano Alivio	Shimano STX	STX Rapid Fire Plus
MT300	16, 18, 20, 22	Metallic Silver/Yellow Duotone	26.5	OS Aluminum/Cro-Mo	Cro-Mo OS Threadless	Shimano STX	Shimano STX	STX Rapid Fire Plus
MT400	16, 18, 20, 22	Metallic Forest/Platinum Duotone	27.5	OS Aluminum/Cro-Mo	Rock Shox Quadra	Shimano STX	Shimano STX	STX Rapid Fire Plus
MT500	16, 18, 20, 22	Metallic Purple/Platinum Duotone	27.0	OS Aluminum/Cro-Mo	Rock Shox Mag10 Oil/Air	Shimano LX	Shimano LX	LX Rapid Fire Plus
MT700	16, 18, 20, 22	Metallic Blue/Silver Duotone	27.0	Aluminum/OS SL Cro-mo	Rock Shox Mag21 Oil/Air	Shimano LX	Shimano XT	Sram Grip Shift 8-Sp
MTi1000	16, 18, 20, 22	Natural Titanium	26.0	Trinity Tapered Titanium	Rock Shox Mag21 Oil/Air	Shimano LX	Shimano XT	Sram Grip Shift 8-Sp
R40	17, 19, 21, 23	Metallic Blue	27.0	Cro-Mo Main Tubes	Hi Tensile Unicrown	Shimano TY20	Shimano TY30	Shimano TY20 DT
RT300	17, 19, 21, 23	Metallic Purple/Platinum Duotone, Tritone	24.5	Aluminum/Cro-Mo	Cro-Mo Unicrown	Shimano 300EX	Shimano 300EX	Shimano 300EX
RT500	48, 52, 54, 56, 58, 60, 62cm	Metallic Silver/Gold Duotone, Porsche Red	21.0	E9 Aluminum/Cro-Mo	Cro-Mo Unicrown	Shimano 105	Shimano 105 7-Sp	Shimano 105 DT
RT505le	48, 52, 54, 56, 58, 60, 62cm	Metallic Red	22.0	E9 Aluminum/Cro-Mo	Cro-Mo Unicrown	Shimano RX100	Shimano RX100 8-Sp	Shimano RX100 STI
RT600	48, 52, 54, 56, 58, 60, 62cm	Team Pearl White	21.5	Reynolds 531/Cro-Mo	531 Manganese Moly	Shimano 105	Shimano 105 8-Sp	Shimano 105 STI
C30	17, 19, 21, 23, L17, L19	Metallic Sapphire Blue	30.0	Cro-Mo Seat Tube	Hi Tensile Unicrown	Shimano C50	Shimano TY30	Sram Grip Shift 6-Sp
C40	17, 19, 21, 23, L17, L19	Metallic Cinnamon	30.0	Cro-Mo Seat Tube	Cro-Mo Unicrown	Shimano C50	Shimano C50	Sram Grip Shift 6-Sp
CT200	16, 18, 20, 22, L18	Metallic Silver/Purple Duotone, Metallic Forest	29.0	Aluminum/Cro-Mo	Hi Tensile Unicrown	Shimano C20	Shimano A20	Shimano Rapid Fire
CT300	16, 18, 20, 22	Metallic Blue Mist	28.0	Aluminum/Cro-Mo	Cro-Mo Unicrown	Shimano A20	Shimano A10	A20 Rapid Fire Plus
CT400	16, 18, 20, 22	Metallic Silver/Anthracite Duotone	28.0	Aluminum/Cro-Mo	Cro-Mo Unicrown	Shimano 400CX	Shimano 400CX	400CX Rapid Fire Plus
ER3	19, 21, L17, L19	Metallic Forrest Green	33.0	Hi Tensile Steel	Hi Tensile Unicrown	N/A	N/A	Shimano 3-Sp
ER7	19, 21, 23, L17, L19	Metallic Merlot	30.0	Hi Tensile Steel	Hi Tensile Unicrown	N/A	Suntour 7-Sp	Suntour Twist
ER1	19, L19	Candy Red, Candy Blue	34.0	Hi Tensile Steel	Hi Tensile Unicrown	N/A	N/A	N/A
ER6	20, 22, L19	Gloss Black, Electric Teal, Metallic Grape	35.0	Hi Tensile Steel	Hi Tensile Unicrown	N/A	Shimano TY15	Sram Grip Shift

dface indicates an upgrade in frame or componentry.

	Model	Crank/Rings	Rear Cluster	Speeds	Chain	Brake Set	Brake Levers	Headset	Bottom Bracket	Stem	Handlebar	Bar Ends
MOUNTAIN	M20	Alloy Arm 28/38/48	5-Sp 14/28 Shimano	15 Speed	UG 50	Steel Cantilever	Resin	Steel	YST	TIG Steel	Steel ATB	N/A
	M30	Alloy Arm 28/38/48	6-Sp 14/28 HG20	18 Speed	UG 50	Alloy	Alloy/Resin	Steel	YST	TIG Steel	Steel ATB	N/A
	M40	Alloy Arm 28/38/48	6-Sp 14/28 HG20	18 Speed	UG 50	Alloy	Alloy	Steel	YST	TIG Steel	Steel ATB	N/A
	M50	Alivio 24/34/42	7-Sp 11/28 HG50	21 Speed	UG 50	Alivio Alloy	Alivio Alloy	YST	Cartridge LP20	TIG Steel w/Guide	Steel ATB	N/A
	M60	Alivio 24/34/42	7-Sp 11/28 HG50	21 Speed	UG 50	Alivio Alloy	Alivio Alloy	YST	Cartridge LP20	TIG Steel w/Guide	Steel ATB	RCD Steel
	MT200	Alivio 24/34/42DLX	7-Sp 11/28 HG50	21 Speed	UG 50	Alivio Alloy	Alivio Alloy	Tange OS	Cartridge LP20	TIG Steel OS w/Guide	Alloy ATB 210G	N/A
	MT300	STX 24/34/42	7-Sp 11/28 HG50	21 Speed	HG 50	STX Alloy	STX Alloy	AheadSet Steel	Cartridge LP20	Threadless	Alloy ATB 170G	N/A
	MT400	STX 24/34/42	7-Sp 11/28 HG60	21 Speed	HG 50	STX Alloy	STX Alloy	AheadSet Steel	Cartridge LP20	Threadless	Alloy ATB 170G	L Bend AL
	MT500	LX 22/32/42	7-Sp 11/28 HG60	21 Speed	HG 50	STX Alloy	STX Alloy	AheadSet AL/Steel	Cartridge UN51	Threadless	Alloy ATB 170G	L Bend AL
	MT700	LX 22/32/42	8-Sp 11/28 CSM737	24 Speed	HG 90	LX Alloy	Dia-Compe SS7	Tioga Threadless	Cartridge UN71	Tioga AL2	Alloy ATB	Power Stud
MTi1000	LX 22/32/42	8-Sp 11/28 CSM737	24 Speed	HG 90	LX Alloy	Dia-Compe SS7	Tioga Threadless	Cartridge UN71	Tioga AL2	Alloy ATB	Power Stud	
ROAD	R40	SR 42/52 Round	6-Sp 14/28 Shimano	12-Speed	UG50	Aero Alloy	Aero Alloy	YST Steel	Sealed	Alloy	Steel/Alloy	N/A
	RT300	300EX 40/52	7-Sp 12/28 HG50	14-Speed	HG50	300EX Alloy	300EX Alloy	YST Steel	Cartridge CS11	Alloy	SR Alloy Modolo Bend	N/A
	RT500	105SC 42/53	7-Sp 13/23 HG70	14-Speed	HG70	105SC Dual Pivot	105SC Alloy	Tange Seiki SLD	Cartridge UN50	TIG Cro-Mo	SR Alloy Modolo Bend	N/A
	RT505le	RX100 STI 42/53	8-Sp 12/23 HG70	16-Speed	HG70	RX100 STI Dual Pivot	RX100 STI Alloy	Tange Seiki SLD	Cartridge 105	TIG Cro-Mo	SR Alloy Modolo Bend	N/A
	RT600	105SC STI 42/53	8-Sp 12/23 HG70	16-Speed	HG70	105 STI Dual Pivot	105 STI Alloy	105 Sealed	Cartridge UN71	TIG Cro-Mo	SR Alloy Modolo Bend	N/A
CROSS	C30	Alloy Arm 28/38/48	6-Sp 14/28 HG20	18-Speed	UG50	Alloy	Alloy/Resin	Steel	YST	TIG Steel	Steel ATB	N/A
	C40	Alloy Arm 28/38/48	6-Sp 14/28 HG20	18-Speed	UG50	Alloy	Alloy	Steel	YST	TIG Steel	Steel ATB	N/A
	CT200	Altus C20 28/38/48	7-Sp 13/30 HG50	21-Speed	UG50	Alloy Low Profile	Alloy	YST Sealed	Cartridge CS11	TIG Steelw/Guide	Steel ATB	N/A
	CT300	Altus C10 28/38/48	7-Sp 13/30 HG50	21-Speed	HG50	Altus C10 Alloy	Altus C10 Alloy	YST Sealed	Cartridge CS11	TIG Steelw/Guide	Alloy ATB	N/A
	CT400	400CX 20/32/42	7-Sp 11/19 Shimano	21-Speed	HG50	400 CX Alloy	400 CX Alloy	YST Sealed	Cartridge LP21	TIG Steelw/Guide	Alloy ATB	L Bend
ER	ER3	Alloy Arm 46T	Internal 3-Sp	3-Speed	KMC	Alloy Side Pull	Alloy	Steel	YST	Steel CP	Upright Touring	N/A
	ER7	Alloy Arm 46T	Suntour 7-Sp	7-Speed	UG50	Alloy Side Pull	Alloy	Steel	YST	Alloy	Upright Touring	N/A
	ER1	1-Pc Steel 44T	18T	1-Speed	KMC	Suntour Coaster	N/A	Steel	1-Piece	Alloy/Steel 4 Bolt	Cruiser Steel	N/A
	ER6	1-Pc Steel 44T	6-Sp 14/28 HG20	6-Speed	UG50	Alloy Side Pull	Alloy/Resin	Steel	1-Piece	TIG Steel	Cruiser Steel	N/A

	Model	Grips	Front Hub	Rear Hub	Spoke	Rims	Tires	Saddle	Binder	Pedals	Braze-Ons	Seatpost/ Seatpost Binder
MOUNTAIN	M20	Foam	Steel 36H	Steel 36H	UCP	Steel ATB 26"	Maxxis 26x2.1"	Comfort Foam	Fixed	ATB Resin	WB/Fenders	Steel Blk/Fixed
	M30	Foam	Steel QR 36H	Steel, 36H	UCP	Alloy ATB 26"	Maxxis 26x2.1"	Comfort Foam	QR	ATB Resin	WB/Fenders	Steel Blk/Fixed
	M40	Foam	Alloy QR 36H	Alloy QR 36H	SS	Alloy ATB 26"	Maxxis 26x2.1"	Comfort Foam	QR	ATB Resin	WB/Fenders	Steel Micro Adj/QR
	M50	Krayton	Alivio QR 36H	Alivio QR 36H	SS	Alloy ATB 26"	Maxxis 26x2.1"	Gel Foam	QR	ATB Resin	Dbl WB/ Fenders/Racks	Steel Micro Adj/QR
	M60	KraytonClear	Alivio QR 36H	Alivio QR 36H	SS	Alloy ATB 26"	Maxxis 26x2.1"	Syn Leather	QR	ATB Resin w/Clips	Dbl WB/ Fenders/Racks	Steel Micro Adj/QR
	MT200	KraytonClear	Alivio QR 36H	Alivio QR 36H	SS	Sun L18 Alloy	Maxxis 26x2.1"	Syn Leather	QR	ATB Resin w/Clips	Dbl WB/ Fenders/Racks	Alloy Micro Adj/QR
	MT300	Newtron Clear	STX QR 32H	STX QR 32H	SS	Sun CR18 DW Alloy	2.1" Rr	Bontrager	Fixed	ATB Alloy w/Clips	Dbl WB/ Fenders/Racks	Alloy Micro Adj/Fixed
	MT400	Newtron Clear	STX QR 32H	STX QR 32H	SS	Sun CR18 DW Alloy	2.35" Ft	Bontrager Leather	Fixed	ATB Alloy w/Clips	Dbl WB/ Fenders/Racks	Alloy Micro Adj/Fixed
	MT500	Newtron Clear	LX QR 32H	LX QR 32H	SS	Sun CR16 DW Alloy	Smoke/Dart	Bontrager SSM	Fixed	ATB Alloy w/Clips	Dbl WB/ Fenders/Racks	Alloy Micro Adj/Fixed
	MT700	Tomac GS	XT QR 32H	XT QR 32H	SS	Mavic 231DW Alloy	Tioga Psycho	Vetta SL	Fixed	Tioga SFVI w/Clips	Dbl WB	Tioga DL-2000/Fixed
MTi1000	Tomac GS	XT QR 32H	XT QR 32H	SS	Mavic 231DW Alloy	Tioga Psycho	Vetta SL	Fixed	Tioga SFVI w/Clips	Dbl WB	Tioga DL-2000/Fixed	
ROAD	R40	Heron Tape	Alloy SLD QR 36H	Alloy SLD QR 36H	SS	Alloy 700C 36H	700x28C	Comfort Foam	Fixed	Resin	WB/Rack Eyelets	Steel Micro Adj/QR
	RT300	Heron Tape	300EX 36H	300EX 36H	SS	Alloy 700C 36H	Michelin Super Sport	Vetta Gel Racing	Fixed	Resin w/Clips	Dbl WB/ Fenders/Racks	Steel Micro Adj/QR
	RT500	Heron Tape	105SC 32H	105SC 32H	SS	Campy Gamma Strada 32H	Michelin Hi Lite Comp	Vetta Gel Racing	Fixed	Alloy w/Clips	Double WB/Pump Peg	Steel Micro Adj/QR
	RT505le	Heron Cork Tape	105SC 32H	105SC 32H	SS	Campy Gamma Strada 32H	Michelin Hi Lite Comp	Selle Concor Lite	Fixed	105 Clipless	Double WB/Pump Peg	Steel Micro Adj/QR
	RT600	Heron Cork Tape	105SC 32H	105SC 32H	SS	Campy Gamma Strada 32H	Michelin Hi Lite Comp	Vetta SL Racing	Fixed	105 Clipless	Double WB/Pump Peg	Steel Micro Adj/QR
	CROSS	C30	GS Krayton	Steel QR 36H	Steel 36H	UCP	Alloy 700C 36H	700x38C Cross	Comfort Foam	QR	Resin	WB/Fenders
C40		GS Krayton	Alloy QR 36H	Alloy QR 36H	SS	Alloy 700C 36H	700x38C Cross	Comfort Foam	QR	Resin	WB/Fenders	Steel Micro Adj/QR
CT200		Raleigh Krayton	Alloy QR 36H	Altus QR 36H	UCP	Alloy 700C 36H	700x38C Cross SW	Raleigh Gel	QR	Resin	Dbl WB/Fenders/Racks	Steel Blk/QR
CT300		Raleigh Krayton	Altus QR 36H	Altus QR 36H	UCP	Alloy 700C 36H	700x38C Cross SW	Vetta Gel	QR	Resin w/Clips	Dbl WB/Fenders/Racks	Alloy Micro Adj/QR
CT400		Raleigh Krayton	400CX QR 32H	400CX QR 32H	SS	Sun L18 32H	700x38C Ritchey CB PV	Vetta SL Racing Wide	QR	Alloy w/Clips	Dbl WB/Fenders/Racks	Alloy Micro Adj/Fixed
ER	ER3	Rubber Touring	Steel Nuted	Steel Nuted Coaster	UCP	Steel 26" 36H	Touring GW 26x1-3/8"	Mattress w/Spring	Fixed	Rubber Block	N/A	Steel Chrome/Fixed
	ER7	Suntour Twist	Alloy QR	Alloy Nuted	SS	Alloy 26" 36H	Cross SW 26x1.5"	Touring w/Spring	Fixed	Resin	WB	Alloy/Fixed
	ER1	Full Foam	Steel Nuted	Steel Nuted Coaster	UCP	Steel 26" 36H	Cruiser Knobby 26x2.125"	Cruiser w/Spring	Fixed	Barefootin	WB	Steel Chrome/Fixed
	ER6	Full Foam	Alloy Nuted	Alloy Nuted	SS	Alloy 26" 36H	Cruiser 26x2.125" GW	Gel Lite Lyera w/Spring	Fixed	Barefootin	WB/Fenders	Steel Chrome/Fixed

All Raleigh bicycles meet or exceed CPSC Standards. Complete CPSC equipment is included with each Raleigh bicycle but not necessarily shown in all photographs, e.g. reflectors. Raleigh bicycle specifications are subject to change without notice. All Raleigh bicycles are covered by a limited lifetime warranty, see your Authorized Raleigh Dealer for details. © 1993 Derby Cycle Corporation. All rights reserved. Printed in the U.S.A. on recycled paper. *Available with optional alloy rims.



THE RALEIGH LIFETIME WARRANTY

If any of the original parts of your bike break due to a defect or workmanship—we'll fix it for as long as you are the original owner. (We're going to need the sales receipt, though, so hang on to it.) We'll even cover dealer labor and transportation costs for up to a year from purchase on frames and 90 days on parts. 1. We designed your bike for regular riding and having fun. We did not design it to withstand abuse from stunting and jumping, install a motor or otherwise modify the bicycle, or ride with more than one person. • 2. This warranty does not cover ordinary wear and tear or anything you break or bend accidentally or deliberately or due to misuse or bad maintenance. 3. It is the purchaser's responsibility to maintain and keep the bike adjusted properly. This warranty does not apply when you haven't done this. For warranty service under the Raleigh Bicycle Limited Warranty, take your bicycle along with original sales receipt with the date of purchase, model number and serial number to your local Authorized Raleigh Dealer. Please read the full warranty policy in your bicycle owners manual. So now that you've read this, you deserve some fun. Go ride your Raleigh! All Raleigh bicycles meet or exceed CPSC standards. Complete CPSC equipment is included with each Raleigh bicycle but not necessarily shown in all photographs, e.g. reflectors. Raleigh bicycle specifications are subject to change without notice.

RALEIGH BICYCLES

22710 - 72nd Avenue South, Kent, WA 98032

Raleigh is a Trade Name of the Derby Cycle Corporation Made in U.S.A. Printed in the U.S.A. on recycled paper. D.P.#96-94-003

© 1993 The Derby Cycle Corporation

Design: Hornall Anderson Design Works, Inc.