

MARIN
— 1994 —





MARIN COUNTY

The Birthplace of a Phenomena

When the local guys got together to race down Mt. Tam on their heavy old clunkers, all they had in mind was having a blast and getting the best time. The heat of battle inspired some of them to try a few mods to their bikes. Cantilever brakes, derailleurs and motor cycle brake levers soon became a must on the mountain., all in the name of greater speed and glory.

All that stuff about Marin in the early days has gone into Mountain Bike lore, and who knows, if it hadn't happened in Marin, it probably would have happened anyway....wouldn't it?

One think is for sure, Mt Tam. and Marin county, did have an incredible influence on the development of the sport. It even gave the generic name to the sport. Mt. Tam is known as "The Mountain" in Marin, and the bikes ridden on the mountain became known simply as "Mountain Bikes".

The mountain still has the power to inspire. Hundreds of miles of awesome trails, which are as challenging as ever, constantly motivate us to create the "ultimate mountain bike". That is our goal, and each year we get that little bit closer.

For 1994 we have put all of our latest ideas into our range. Ideas that have been thoroughly tested in Marin, and this year we have made further weight savings, improved handling and refined our range of Marin Lite components.

THE FRAME

Devastating Performance

All of our frames are hand crafted to exacting specifications. Just one look will tell you that the quality of our workmanship is superb. Neat T.I.G. welds, perfect alignment and custom made parts are our trade marks.

Every single tube is custom made and butted to our precise specification to give that elusive lightweight but resilient feel. And where tubes are too small to butt, like the head tube and bottom bracket, we machine them to remove excess material thereby reducing weight. When a frame is built to these tolerances, the result is a super lightweight frame that will handle superbly.

Our rear triangle is totally unique. The seat stays and chain stays are made from 19.1mm thin wall butted tubing, which is incredibly stiff AND light. This boosts brake performance dramatically. Every one of our investment cast rear dropouts is individually made, and carries our name. By actually plugging into the rear stays they create a rigid platform for the rear wheel to sit in. The one piece brake pivot adds further strength and stiffness and makes up the third part of our unique "AFTERBURNER" system.

Whether it is steel, aluminium or titanium we can guarantee you one of the most technically advanced, lightweight and best riding frames available. Marin know how, experience and uncompromising quality is built into each one.



MARIN LITE


Our Lightweight Advantage


A superbly engineered frame would be wasted if the components fitted were not of an equally high standard. After looking at what was available and not being totally happy, we decided to design the parts we needed ourselves. That was two years ago, and this year the range of Marin Lite components offer even better performance. Our experience with butting and machining exotic materials has helped make our components sensationally light, while tough testing both on the race circuit and in the workshop ensures years of confidence inspiring service. Marin Lite parts feature on all of our bikes, but please refer to individual bikes spec to see exactly what is included.

MARIN LITE WEIGHTS

BARS	140G
BINDER BOLT	17G
STEM	265G
BAR ENDS	140G
SADDLE	190G
SEATPOST	210G
HEADSET	110G
BOTTLE CAGE	55G


(weights vary on some items according to size)





Team Marin is led by top pro riders who are at the pinnacle of the sport. The feedback we get from these world class riders is invaluable. Practically every part that we use is first tested by our racers, to make sure that the designs are both practical and durable. Only if parts hold up on the race circuit do they find their way onto our production bikes. But there is more to it than that. Racing is the ultimate test of handling for any bike. When athletes are all so evenly

RACE PROVEN
The Ultimate Test



matched, they are looking for the slightest advantage that their equipment can give them. Time after time Marin bikes take their riders to the winning rostrum. The designs that start out as prototypes in Marin are honed to perfection at mountain bike races around the world. Every type of terrain has to be tackled, from the desert tracks of Arizona, to rain soaked peat bogs of Scotland. This wealth of experience shows in our bikes. Marin Mountain Bikes are made to be hammered off road, and will perform effortlessly whatever your demands. We know that some of our customers will take our bikes to the limit, and because of our pedigree they know that they can push it to the ragged edge with total confidence.

RIMS AND RUBBER

A Positive Spin Off

One thing that we noticed with our racers, is that they go to great lengths to get their wheels as light as possible. And it makes a lot of sense. You know how a spinning gyroscope will balance on a pin and how hard it is to throw off balance. Well a bicycle wheel is subject to exactly the same physical forces. If a wheel is heavy it's going to want to keep going in one direction, and you're going to have to wrestle the mother to wrench it off course. A light wheel on the other hand is going to change direction faster because it has less mass, and this relates directly to the fast light weight handling we demand. Every one of our wheels has been carefully specced to reduce weight while at the same time retaining strength. We start with the lightest, best quality rims, because reducing the spinning mass at the edge has more of an effect than at the centre. We use a variety of manufacturers so that we can get the lightest, strongest rims for our money. Our high end wheels are laced with stainless double butted spokes and alloy nipples and finished off with ultra light cloth rim strip and latex Air B tubes.

But that's not the end of the story. A great set of wheels can be completely ruined by using heavy tires. Our own "Kevlar Rockstars" tires are some of the lightest around. The unique tread pattern, sidewall design and rubber, combine to make an ultra lightweight package, with the 2" version weighing in at a stunning 515g. That is LIGHT.

And the really good news is that we make sure we use that best possible wheels right through the range, not just at the top end. A review of the '93 Eldridge Grade in MBUK found that it had the lightest set of wheels they had ever seen on a bike under £1500. We've got news for those guys, this year they are even lighter!!



Every bike in the Marin range is hand-built to our exacting standards, and the Bobcat is no exception. If you are just getting into mountain biking or are looking for a really good all rounder, this could be the bike for you. Designed for the recreational or first time rider, it has a slightly more upright riding position and user friendly components.



TECHNICAL HIGHLIGHTS

Cr-mo frame. 21 speed Shimano Alivio with Grip Shift 300i. Marin alloy Bars. Marin Lite stem, tires & Q.R., alloy seat post and water bottle cage. Sizes: 14"/15.5"/17.5"/19"/20.5"



BOBCAT TRAIL




Over the years the Muirwoods has been progressively upgraded and this year is no exception. The frame now has many of the same features as our most expensive models which help reduce weight and improve handling.

TECHNICAL HIGHLIGHTS

Marin custom butted frame with "Afterburners", machined head tube, new investment cast rear dropouts. 21 speed Shimano Alivio components. Marin Lite Bars, stem, tires and Q.R., alloy seat post and bottle cage.
Sizes: 14"/15.5"/17.5"/19"/20.5"

MUIRWOODS





PALISADES TRAIL

TECHNICAL HIGHLIGHTS

Marin Custom butted frame, featuring "Afterburners", machined head tube, new investment cast rear dropouts. 21 speed Shimano Alivio components. Marin Lite bars, seat post, stem, tires and Q.R. 32 hole Araya GP710 rims. Sizes: 14"/15.5"/17.5"/19"/20.5"

The Palisades Trail has become a benchmark of light weight, quality and great handling. We have built it's reputation by adopting a quality first attitude. Sure you can buy a bike with similar parts for less, but take a longer look and you will see that the Palisades is unique in it's class. Its spec includes a hand made custom frame which performs way above the supposed limits of bikes at this price level.



BEAR VALLEY



TECHNICAL HIGHLIGHTS

Marin custom butted frame, featuring "Afterburners", machined head tube, new investment cast rear dropouts. Shimano STX components. 32 hole Araya GP 710 rims. Marin Lite Bars, stem, seat post, saddle, tires and Q.R. Alloy bottle cage. Sizes: 14"/15.5"/17.5"/19"/20.5"

With its low key looks the Bear Valley is one of the classiest bikes around. What's more, great handling is on the cards with Marin's well tested geometry and as with all our bikes, it is LIGHT.

This is thanks to the custom made frame, light-weight wheels and Marin Lite parts. Take one for a spin. You'll be impressed.



A specially equipped version of the Bear Valley, the SE boasts a host of extra features. With it's ultra light frame, kevlar tires and upgraded geometry this model is race ready off the shelf. If you are looking for an ultra light weight thoroughbred, this is the one for you.



TECHNICAL HIGHLIGHTS

Fully double butted, ultra light custom frame. Shimano STX Special Edition. Ritchey Rock 440 rims. Marin Lite Bars, stem, fork, seat post, saddle and 140g bar ends.. Kevlar beaded tires. Low maintenance stainless steel cables. Alloy bottle cage. Sizes: 14"/15.5"/17.5"/19"/20.5"



BEAR SE



New double butted 50mm down tube for 1994 gives a light weight stiff main frame which is ideal for heavy or very strong riders. Made from super heat treated 7000 series tubing and specc'd with the same group as the Bear Valley SE..

TECHNICAL HIGHLIGHTS

7005 custom alloy frame. Replaceable rear mech hanger. Shimano STX Special Edition. Ritchey Rock 440 rims. Marin Lite Bars, stem, fork, seat post, saddle and 140g bar ends.. Kevlar beaded tires. Low maintenance stainless steel cables. Alloy bottle cage. Sizes: 14"/15.5"/17.5"/19"/20.5"

NAIL TRAIL





PINE
F.R.S.



TECHNICAL
HIGHLIGHTS


Manitou 2 front and Manitou
3 rear suspension. Box section alloy
swing arm. Fully double butted ultra light cus-
tom frame. Cr-mo BB shell. 24 speed
Shimano Deore XT/LX. Mavic 230 SBP rims.
Marin Lite stem, fork, saddle. Ultra Lite seat
post and 140g Bars. Kevlar beaded tires.
Double butted spokes, alloy nipples.
Ritchey Expert headset. Stainless cables.
140g Bar Ends.
Sizes: 14"/15.5"/17.5"/19"/20.5"



TEAM

TECHNICAL

Manitou 3 front and rear suspension. Fully double
rear mech hanger. 24 speed Shimano Deore XT.
Lite seat post and 140g bars. Kevlar beaded tires.
set. Double butted Wheelsmith spokes, alloy ni-
cages. Sizes: 14



FRONT & REAR



TITANIUM FRS



TECHNICAL HIGHLIGHTS

VERY, VERY TRICK!!

Marin Titanium main frame.

Manitou 3 front and rear suspension.

Box section alloy swingarm.

Shimano XTR drivetrain. Topline cranks.

White Industries hubs. Carbon fibre brake levers.

Critical Racing cantilevers. Mavic 230 rims.

Wheelsmith double butted spokes.

Alloy nipples. Kevlar Rockstars.

Titanium bars, saddle rails and BB.

Titanium bolts throughout.

Sizes: 14"/15.5"/17.5"/19"/20.5"



F.R.S.

HIGHLIGHTS

Butted ultra light 7005 custom alloy frame. Replaceable Mavic 230 TIB rims. Marin Lite stem, fork, saddle. Ultra B latex tubes. Titec Titanium BB. Ritchey Expert headsets. Stainless cables. 140g Bar Ends and 2 water bottle. Sizes: 14"/15.5"/17.5"/19"/20.5"

SUSPENSION





ELDRIDGE GRADE

TECHNICAL HIGHLIGHTS

Fully double butted ultra light custom frame. Cr-mo BB shell. Shimano Deore LX. Ritchey Rock 395 rim front, 415 rear. Marin Lite stem, fork, saddle and 140g bar ends. Ultra Lite seat post and 140g Bars. Kevlar beaded tires. Double butted spokes, alloy nipples. Stainless cables. 2 water bottle cages. Sizes: 14"/15.5"/17.5"/19"/20.5"

Consistently rated as the best bike in it's class this year's Eldridge has done it again. We have shaved weight from the BB shell, seat tube, down tube and dropouts. When combined with parts that have been carefully designed, lightness is guaranteed. This ensures that the Eldridge is a real joy to ride. Ultra light, responsive and easy to control. A winning combination.



ROCKY RIDGE



TECHNICAL HIGHLIGHTS

Double butted 7005 custom alloy frame. Replaceable rear mech hanger. Shimano Deore LX components. Ritchey Rock 395 rim front, 415 rear. Marin Lite stem, fork, saddle. Ultra Lite seat post and 140g Bars. Kevlar beaded tires. Double butted spokes, alloy nipples. Stainless cables. 140g Bar Ends and 2 water bottle cages. Sizes: 14"/15.5"/17.5"/19"/20.5"

With its double butted main frame the Rocky Ridge comes in lighter and higher spec for 1994. With aluminium's great shock absorption qualities this is an excellent bike for riders wanting comfort as well as performance. And with Marin's legendary quality you are buying a bike that will take years and years of heavy use.



The Pine Mt. has gone 24 speed!.
By mixing Shimano XT/LX components you get all the best features of XT, but not all the cost.
The Pine is a great bike.
Incredibly low weight thanks to a stunningly light set of wheels and a frame with genuine custom features.



TECHNICAL HIGHLIGHTS

Fully double butted ultra light custom frame. Cr-mo BB shell. 24 speed Shimano Deore XT/LX. Mavic 230 SBP rims. Marin Lite stem, fork, saddle. Ultra Lite 140g Bars and seat post. Kevlar beaded tires. Double butted spokes, alloy nipples. Ritchey Expert headset. Stainless cables. 140g Bar Ends and 2 water bottle cages. Sizes: 14"/15.5"/17.5"/19"/20.5"



PINE MOUNTAIN



A sub 4lb alloy frame, ultra light wheels and components combine to make the Indian one of the lightest bikes on the market today. A thrilling ride and tough enough to withstand the rigours of off road hammering. And if you are thinking about running front suspension, the ultra stiff frame is the perfect partner.

TECHNICAL HIGHLIGHTS

Fully double butted ultra light 7005 custom alloy frame. Replaceable rear mech hanger. 24 speed Shimano Deore XT/LX. Mavic 230 SBP rims. Marin Lite stem, fork, saddle. Ultra Lite 140g Bars and seat post. Kevlar beaded tires. Ritchey Expert headset. Double butted spokes, alloy nipples, Stainless cables. 140g Bar Ends and 2 water bottle cages. Sizes: 14"/15.5"/17.5"/19"/20.5"

INDIAN FIRE TRAIL





TEAM MARIN

TECHNICAL HIGHLIGHTS

Fully double butted TANGE ULTRA LIGHT custom frame. Cr-mo BB shell. 24 speed Shimano Deore XT/LX. Mavic 230 TIB rims. Marin Lite stem, fork, saddle. Ultra Lite 140g Bars and seat post. Titanium bottom bracket. Kevlar beaded tires. Double butted spokes, alloy nipples, Air B tubes. Stainless cables. 140g Bar Ends and 2 water bottle cages. Sizes: 14"/15.5"/17.5"/19"/20.5"

This year's Team Marin is an exercise in light weight engineering. We started with the lightest tubing possible. Prestige Ultralight, and then added parts like a titanium bottom bracket, top quality wheels and ultra light weight parts. The result is a race ready, super light weight dream machine.



TEAM ISSUE



TECHNICAL HIGHLIGHTS

Tange Ultra Light Prestige double butted tubing. Cr-mo double butted BB shell. 24 speed Shimano Deore XT. Titec titanium bottom bracket and bars. Mavic 230 TIB rims. Marin Lite stem and fork. Ultra Lite 140g bars, 200g seat post, 190g titanium railed saddle. Kevlar beaded tires. Air B tubes, Double butted Wheelsmith spokes, alloy nipples. Stainless cables. 140g Bar Ends and 2 water bottle cages. Shimano Deore XT SPD pedals. Sizes: 15.5"/17.5"/19"/20.5"/>



The ultimate steel bike? Quite possibly. A great combination of one of the worlds finest frames, Shimano's all new 24 speed XT groupset and a host of titanium parts. If you want the best look no further.



CITY BIKES

STINSON

TECHNICAL HIGHLIGHTS

Cr-mo frame.
21 speed Shimano Alivio.
Grip Shift 300i.
Marin Lite saddle
and bottle cage
Sizes:
15.5"/17.5"/19"/20.5"



SAV

TECHNICAL

Marin custom double
butted frame dropout
Shimano 400C
components

CITY BIKES



REDWOODS

TECHNICAL HIGHLIGHTS


Marin custom butted frame.
Shimano 700CX components.
Marin Lite Bars, stem,
Q.R., seat post
and bar ends.
Light weight wheels.

Sizes:
15.5"/17.5"/19"/20.5"

ALITO

HIGHLIGHTS

Marin Lite Bars, stem Q.R.,
seat post.
Light weight wheels.
Alloy bottle cage.
Sizes: 15.5"/17.5"/19"/20.5"



Bear Essentials

AUTHENTIC

MARIN 1994 BE

Main Fleece

Series 200 Polar Tech "climate control" fabric.
Breathable Pertex Lining.
Lybra Cuffs



Team Kit

Ride like the stars!
Top quality racewear
incorporating technical fabrics
and high comfort design

Baseball Jacket

100% wool
with padded lining
made in San
Francisco



Baseball Caps

Embroidered canvas in various colours

Polo's

100% cotton, stonewashed
and embroidered.
These shirts are HEAVY



MARIN ESSENTIALS

Bear
Essentials

ADRIENECO



Tees
The ultimate heavy weight tee. Stone washed 190g cotton with a variety of cool prints



Bags
Top quality Cordura fabric, 3M reflective strips and a host of technical features. Full range includes seat packs, waist packs, frame bags, back pack and large gear bags.



MODEL	FRAME	FORK	HEADSET	SHIFTERS & BRAKE LEVERS	DERAILLEURS	CRANK&CHAINRINGS	BOTTOM BRACKET
BOBCAT TRAIL	S.T. Double Butted Cr-Mo. · D.T. Lightweight Double Butted Hi Ten · T.T. Marin Cr-Mo.	Marin Full Cr-Mo. New Forged End	Marin Sealed Bearings 1 1/8"	Grip Shift 300i Alloy 3 Fnger	Shimano Alivio MC10	Shimano Alivio Hyperdrive C 42-34-24. Round Dual SIS	Shimano LP20 Sealed Cartridge
MUIRWOODS	S.T. Custom Triple Butted Cr-Mo. · D.T. Lightweight Double Butted Cr-Mo · T.T. Marin Cr-Mo. Double Butted Seat Stays · New Light Weight Custom Rear Dropout · Machined Head Tube.	Marin Full Cr-Mo. New Forged End	Marin Sealed Bearings 1 1/8"	Shimano Alivio Mc10	Shimano Alivio MC10	Shimano Alivio Hyperdrive C 42-34-24. Round Dual SIS	Shimano LP20 Sealed Cartridge
PALISADES TRAIL	S.T. Custom Triple Butted Cr-Mo. · D.T. Lightweight Double Butted Cr-Mo · T.T. Marin Cr-Mo. Double Butted Seat Stays · New Light Weight Custom Rear Dropout · Machined Head Tube.	Marin Full Cr-Mo. New Forged End	Marin Sealed Bearings 1 1/8"	Shimano Alivio Mc11 Rapid Fire+	Shimano Alivio MC10	Shimano Alivio Hyperdrive C 42-34-24. Round Dual SIS	Shimano LP20 Sealed Cartridge
BEAR VALLEY	S.T. Custom Triple Butted Cr-Mo. · D.T. Lightweight Double Butted Cr-Mo · T.T. Marin Cr-Mo. Double Butted Seat Stays · New Light Weight Custom Rear Dropout · Machined Head Tube.	Marin Full Cr-Mo. New Forged End	Ritchey Logic 1 1/8"	Shimano Stx Mc30 Rapid Fire +	Shimano STX MC30	Shimano STX Hyperdrive C 42-34-24. Round Dual SIS	Shimano LP20 Sealed Cartridge
BEAR VALLEY SE	S.T. Marin Custom Triple Butted Cr-Mo. · D.T. Lightweight Double Butted Cr-Mo · T.T. Lightweight Double Butted Cr-Mo · Double Butted Seat Stays · Double Butted Chain Stays · New Light Weight Custom Rear Dropout · Machined Head Tube.	Marin Full Cr-Mo. New Forged End	Ritchey Logic 1 1/8"	Shimano Stx Special Edition Rapid Fire +	Shimano STX Special Edition	Shimano STX Special Edition.42-34-24. Round Dual SIS	Shimano UN51. Sealed Cartridge
NAIL TRAIL	Plain Gauge Super Heat Treated 7005 Alloy. 50.8Mm Down Tube · Replacable Cr-Mo Rear Mech Hanger.	As Above	As Above	As Above	As Above	As Above	Shimano UN51. Sealed Cartridge
ELDRIDGE GRADE	S.T. Marin Custom Triple Butted Cr-Mo. · D.T. Lightweight Double Butted Cr-Mo · T.T. Lightweight Double Butted Cr-Mo · Double Butted Seat Stays · Double Butted Chain Stays · New Light Weight Custom Rear Dropout · Machined Head Tube · Cr-Mo Bottom Bracket Shell.	Marin Lite 750G	Ritchey Logic 1 1/8"	Shimano Deore Lx Rapid Fire +	Shimano Deore LX	Shimano Deore LX.42-32-22. Round Dual SIS	Shimano UN51. Sealed Cartridge
ROCKY RIDGE	S.T. 34.9Mm 7005. · D.T. 50.8Mm Double Butted 7005 T.T. 34.9Mm 7005 · Replaceable Custom Rear Mech Hanger.	Marin Lite 750G	Ritchey Logic 1 1/8"	Shimano Deore Lx Rapid Fire +	Shimano Deore LX	Shimano Deore LX.42-32-22. Round dual SIS	Shimano UN51. Sealed Cartridge
PINE MOUNTAIN	S.T. Marin Custom Triple Butted Cr-Mo. · D.T. Lightweight Double Butted Cr-Mo · T.T. Lightweight Double Butted Cr-Mo · Double Butted Seat Stays · Double Butted Chain Stays · New Light Weight Custom Rear Dropout · Machined Head Tube · Cr-Mo Bottom Bracket Shell.	Marin Lite 730G	Ritchey Expert 1 1/8"	Shimano Deore Xt 8 Speed Rapid Fire +	Shimano Deore XT	Shimano Deore LX.42-32-22. Round Dual SIS	Shimano UN51. Sealed Cartridge
PINE MOUNTAIN F.R.S.	S.T. Marin Custom Triple Butted Cr-Mo. · D.T. Lightweight Double Butted Cr-Mo · T.T. Lightweight Double Butted Cr-Mo · Manitou 3 Suspension Seat Stays Seat Stays · Machined Head Tube · Cr-Mo Bottom Bracket Shell.	Manitou 2	As Above	As Above	Shimano Deore XT	Shimano Deore LX.42-32-22. Round Dual SIS	Shimano UN51. Sealed Cartridge
INDIAN FIRE TRAIL	S.T.34.9 Triple Butted 7005 · D.T.50.8 Double Butted 7005 · T.T. 34.9 Double Butted 7005 · Double Butted Seat Stays · Double Butted Chain Stays · Replaceable Custom Rear Mech Hanger.	Marin Lite 730G	Ritchey Expert 1 1/8"	Shimano Deore Xt 8 Speed Rapid Fire +	Shimano Deore XT	Shimano Deore LX.42-32-22. Round Dual SIS	Shimano UN51. Sealed Cartridge
TEAM MARIN	S.T. Ultra Lite Prestige · D.T. Ultra Lite Prestige · T.T. Ultra Lite Prestige · Double Butted Seat Stays · Double Butted Chain Stays · New Light Weight Custom Rear Dropout · Machined Cr-Mo Head Tube · Double Butted Cr-Mo B.B. Shell.	Marin Ultra Lite 730G	Ritchey Expert 1 1/8"	Shimano Deore Xt 8 Speed Rapid Fire +	Shimano Deore XT	Shimano Deore LX.42-32-22. Round Dual SIS	Titec Titanium 4 Bearing
TEAM ISSUE	S.T. Ultra Lite Prestige · D.T. Ultra Lite Prestige · T.T. Ultra Lite Prestige · Double Butted Seat Stays · Double Butted Chain Stays · New Light Weight Custom Rear Dropout · Machined Cr-Mo Head Tube · Double Butted Cr-Mo B.B. Shell.	Marin Ultra Lite 730G	Marin Lite With Tapered Roller Bearings	Shimano Deore Xt 8 Speed Rapid Fire +	Shimano Deore XT	Shimano Deore XT.42-32-22. Round Dual SIS	Titec Titanium 4 Bearing
STINSON	S.T. Double Butted Cr-Mo. · D.T. Lightweight Double Butted Hi Ten · T.T. Marin Cr-Mo.	Marin Full Cr-Mo. New Forged End	Marin Sealed 1"	Grip Shift 300i Alloy 3 Fnger	Shimano Alivio MC10	Shimano Alivio Hyperdrive C 42-34-24. Round Dual SIS	Shimano LP20 Sealed Cartridge
SAUSALITO	S.T. Marin Custom Triple Butted Cr-Mo. D.T. Lightweight Double Butted Cr-Mo. T.T. Lightweight Double Butted Cr-Mo. Butted Stays. Machined Head Tube.	Marin Lite Cr-Mo. New Forged End.	Ritchey Logic 1"	Shimano 400CX	Shimano 400CX	Shimano 400CX. 42-32-20	Shimano UN51
REDWOODS	S.T. Marin Custom Triple Butted Cr-Mo. D.T. Lightweight Double Butted Cr-Mo. T.T. Lightweight Double Butted Cr-Mo. Butted Stays. Machined Head Tube.	Marin Lite Cr-Mo. New Forged End.	Ritchey Logic 1"	Shimano 700CX	Shimano 700CX	Shimano 700CX. 42-32-20	Shimano UN71

FREEWHEEL	RIMS AND SPOKES	PEDALS	HUBS	TIRES	BARS	STEM	SEAT POST	SADDLE	EXTRAS
Shimano HG50 11-28	Araya AP21 Light Alloy. UPC 15 Gauge.	VP 230	KT515 Sealed alloy	Marin Rockstar Lite	Marin Alloy	Marin Cr-mo	Kalloy Alloy 300mm	Marin Lite	Marin Lite water bottle cage
Shimano HG50 11-28	Araya VP20 Light Alloy. UPC 15 Gauge.	VP 956 Alloy Cage	Shimano Alivio MC10	Marin Rockstar Lite	Marin Lite 175g	Marin Lite 265g	Kalloy Alloy 300mm	Marin Lite	Marin Lite Water Bottle Cage
Shimano HG50 11-28	Araya GP710 32 Hole. UPC 15 Gauge.	VP 956 Alloy Cage	Shimano Alivio MC10	Marin Rockstar Lite	Marin Lite 175g	Marin Lite 265g	Marin Lite	Marin Lite	Marin Lite Water Bottle Cage. Toe Clips And Straps
Shimano HG50 11-28	Araya GP710 32 Hole. UPC 15 Gauge.	VP 956 Alloy Cage	Shimano STX MC30	Marin Rockstar Lite	Marin Lite 175g	Marin Lite 265g	Marin Lite	Marin Lite	Marin Lite Water Bottle Cage. Toe Clips And Straps
Shimano HG60 11-28	Ritchey Rock 440 32 Hole	VP 956 Alloy Cage	Shimano STX Special Edition	Marin Kevlar Rockstar Lite	Marin Lite 175g	Marin Lite 265g	Marin Lite	Marin Lite	Marin Lite Water Bottle Cage. Toe Clips And Straps. 140g Bar Ends.
Shimano HG60 11-28	Ritchey Rock 440 32 Hole	VP 956 Alloy Cage	As Above	As Above	As Above	Marin Lite 265g	Marin Lite	Marin Lite	Marin Lite Water Bottle Cage. Toe Clips And Straps. 140g Bar Ends.
Shimano HG70 11-28	Ritchey Rock 395 Front 415 Rear. Stainless 15/16 DB. Alloy Nipples	VP338. Alloy Cage.	Shimano Deore LX	Marin Kevlar Rockstar Lite	Marin Ultra Lite 140g	Marin Lite 265g	Marin Ultra Lite	Marin Lite	Marin Lite Water Bottle Cage. Toe Clips And Straps. 140g Bar Ends.
Shimano HG70 11-28	Ritchey Rock 395 Front 415 Rear. Stainless 15/16 DB. Alloy Nipples	VP338. Alloy Cage.	Shimano Deore LX	Marin Kevlar Rockstar Lite	Marin Ultra Lite 140g	Marin Lite 265g	Marin Ultra Lite	Marin Lite	Marin Lite Water Bottle Cage. Toe Clips And Straps. 140g Bar Ends.
Shimano Deore XT 11-28	Mavic 230. Stainless 15/16 DB. Alloy Nipples	VP 193. Alloy Cage.	Shimano Deore XT	Marin Kevlar Rockstar Lite	Marin Ultra Lite 140g	Marin Lite 265g	Marin Ultra Lite	Marin Lite	Marin Lite Water Bottle Cage. Toe Clips And Straps. 140g Bar Ends.
Shimano Deore XT 11-28	Mavic 230. Stainless 15/16 DB. Alloy Nipples	VP 193. Alloy Cage.	Shimano Deore XT	Marin Kevlar Rockstar Lite	Marin Ultra Lite 140g	Marin Lite 265g	Marin Ultra Lite	Marin Lite	Marin Lite Water Bottle Cage. Toe Clips And Straps. 140g Bar Ends.
Shimano Deore XT 11-28	Mavic 230. Stainless 15/16 DB. Alloy Nipples	VP 193. Alloy Cage.	Shimano Deore XT	Marin Kevlar Rockstar Lite	Marin Ultra Lite 140g	Marin Lite 265g	Marin Ultra Lite	Marin Lite	Marin Lite Water Bottle Cage. Toe Clips And Straps. 140g Bar Ends.
Shimano Deore XT 11-28	Mavic 230. Stainless 15/16 DB. Alloy Nipples	VP 193. Alloy Cage.	Shimano Deore XT	Marin Kevlar Rockstar Lite	Marin Ultra Lite 140g	Marin Lite 265g	Marin Ultra Lite	Marin Lite Titanium Rails	Marin Lite Water Bottle Cage. Toe Clips And Straps. 140g Bar Ends.
Shimano Deore XT 11-28	Mavic 230. Stainless 16/17 DB Wheelsmith spokes. Alloy nipples	Shimano SPD	Shimano Deore XT	Marin Kevlar Rockstar Lite	Titec Titanium 118g	Marin Lite 265g	Marin Ultra Lite	Marin Lite Titanium Rails	Marin Lite Water Bottle Cage. Toe Clips And Straps. 140g Bar Ends.
Shimano HG50 11-28	Araya PX35	VP 230	KT515 Sealed Alloy	CKS All Weather	Marin alloy	Marin Cr-Mo	Kalloy Alloy	Marin Lite	Marin Lite Water Bottle Cage
Shimano HG50 11-19	Araya TX 350 32 Hole. Stainless 15 Gauge Spokes	VP 956. Alloy Cage	Shimano 400CX	CKS All Weather	Marin Lite 175g	Marin Lite 265g	Marin Lite	Marin Lite	Marin Lite Water Bottle Cage. Toe Clips And Straps.
Shimano HG70 11-19	Araya VX400 32 Hole. Stainless 15g Spokes	VP 193. Alloy Cage	Shimano 700CX	CKS All Weather	Marin Ultra Lite 140g	Marin Lite 265g	Marin Ultra Lite	Marin Lite	Marin Lite Water Bottle Cage. Toe Clips And Straps. 140g Bar Ends

Dealer Stamp

U K Distributor: ATB Sales, Whitworth Road, St. Leonards on Sea, East Sussex, TN37 7PZ Telephone: (0424) 753566 Fax: (0424) 751415