

# BREEZER



**B**reezer bicycles have an understated appearance, yet the merits of their ride cannot be overstated. Joe Breeze designs every Breezer around a supremely important and less visible ideal: performance. Ride a Breezer and you'll recognize the difference. Superior handling. Real comfort. And low weight. It's an efficient combination, one that Joe has researched and developed over a lifetime of richly varied experience as a cyclist, framebuilder, racer and designer. While the Breezer has a place in mountain biking history, Joe is continually looking toward the future, focusing on attributes such as quality, efficiency and performance. As Joe's designs evolve, the underlying principle remains as rigorous and practical as ever: Every gram of a Breezer must contribute to high performance. That's why the 1994 Breezers ride so well, and it's why, in their understated way, they uphold Joe's unwavering vision.





# Lightning

At a weight this low, you might expect the Lightning to cut corners. But it's all here: 2.1-inch tires, bar ends, even clipless pedals. The Lightning is built up with a rock-solid component mix that includes the tried-and-true XTR Rapid-

fire Plus shifters and brake levers. And then there's the matchless Breezer ride: *Bicycle Guide* called the '92 Lightning "a real pleasure to ride, a well-balanced beauty that goes where you point it without hesitation or nervousness."

*A sub-22-pound racing bike with a legendary ride—the flagship Breezer*



- Shimano XTR Rapidfire Plus 8-speed shifters and Servo-Wave levers
- Ritchey Logic WCS bar ends
- Shimano XT Low-Profile cranks with Compact-Drive
- Onza titanium clipless pedals
- Ritchey Rock 395 E rims
- Panaracer Smoke/Dart Kevlar tires



21.9 lbs  
9.9 kg

**Color** Sparkling Black with Moonglow Pearl

**Sizes** 15", 17", 19", 21"

**Frame Tubing** Ritchey Logic Prestige

**Fork** Ritchey Logic

**Headset** Dia-Compe AheadSet, aluminum

**Handlebar Stem** Ritchey ForceLite

**Handlebars** Ritchey CompLite

**Bar Ends** Ritchey Logic WCS

**Grips** Bontrager Grip II

**Brake Levers** Shimano XTR, Servo-Wave

**Brakes** Shimano XT

**Shift Levers** Shimano XTR Rapidfire Plus, 8-spd

**Derailleurs** Shimano XT

**Bottom Bracket** Shimano XT

**Cranks** Shimano XT, Low Profile C-D

**Chainwheels** Shimano XT, 42/32/22, C-D

**Pedals** Onza clipless, titanium spindle

**Cassette** Shimano XT Hyperglide, 11-28, 8-spd

**Hubs** Shimano XT

**Hub QRs** Ritchey Lightning Rod

**Spokes** Ritchey 1.8/1.5mm, stainless;  
aluminum nipples

**Rims** Ritchey Rock 395E with eyelets

**Tires** Panaracer Smoke (r), Dart (f),  
26" x 2.1" HardCore with Kevlar beads

**Saddle** Bontrager titanium, smooth leather

**Seatpost** Ritchey Force Directional,  
Ø27.2 x 350mm

**Seatpost Binder** JD Superlight





- Grip Shift SRT500 8-speed shifters
- Ritchey Logic WCS bar ends
- Onza clipless pedals
- Ritchey Lightning Rod hub QRs
- Panaracer Smoke/Dart Kevlar tires
- Bontrager titanium saddle



24.0 lbs  
11.1 kg

**Color** Purple with Moonglow Pearl  
**Sizes** 19", 21"  
**Frame type** Powercurve®  
**Frame tubing** Ritchey Logic Prestige  
**Beam** Softride® SRS  
**Fork** Ritchey Logic  
**Headset** Dia-Compe AheadSet  
**Stem** Softride® Front Suspension  
**Handlebars** Ritchey CompLite  
**Bar Ends** Ritchey Logic WCS  
**Grips** Bontrager Grip II  
**Brake Levers** SunTour new XC Pro  
**Brakes** Shimano LX  
**Shift Levers** Grip Shift SRT500, 8-spd  
**Derailleurs** Shimano XT  
**Bottom Bracket** Shimano XT  
**Cranks** Shimano LX Low-Profile C-D  
**Chainwheels** Shimano LX, 42/32/22, C-D  
**Pedals** Onza clipless  
**Cassette** Shimano XT Hyperglide, 11-28, 8-spd  
**Hubs** Shimano XT  
**Hub QRs** Ritchey Lightning Rod  
**Spokes** Wheelsmith 1.8/1.5mm, stainless  
**Rims** Ritchey Rock 415 E with eyelets  
**Tires** Panaracer Smoke (r), Dart (f),  
 26"x2.1" HardCore with Kevlar beads  
**Saddle** Bontrager titanium, smooth leather

# Beamer

The Beamer's Softride® suspension system offers up to four inches of travel in the beam and two inches in the stem. Integrating the rider into the suspension equation gives the rider control, allowing latitude to absorb small and large

bumps. The light Powercurve® frame provides a rigid base for sprinting power. The Beamer's low weight and clean lines prompted *Mountain Bike Action* to call it "the finest example of an Allsop suspension bike we have ever seen."

*Allsop's Softride® system, the best cross-country suspension system available today*



# Jet Stream

This bike offers a superb combination: The sub-four-pound Logic Prestige frame is paired with an all-star cast of components that includes Smoke and Dart 2.1-inch Kevlar tires, a Bontrager titanium-rail saddle, and eight-speed

Grip Shift. After testing the '93 Jet Stream, *Mountain Bike Action* was moved to praise, "[F]ew bikes have consistently been as pleasing to the eye, and enjoyable to ride, as the steel bikes designed by Joe Breeze."

*The same frame as the Lightning, with the same great Breezer ride.*



22.2 lbs  
10.1 kg

**Color** Ruby Red with Moonglow Pearl

**Sizes** 15", 17", 19", 21"

**Frame Tubing** Ritchey Logic Prestige

**Fork** Ritchey Logic

**Headset** Dia-Compe AheadSet

**Handlebar Stem** Ritchey ForceLite

**Handlebars** Ritchey CompLite

**Bar Ends** Ritchey Logic WCS

**Grips** Bontrager Grip II

**Brake Levers** SunTour new XC Pro

**Brakes** Shimano LX

**Shift Levers** Grip Shift SRT500, 8-spd

**Derailleurs** Shimano XT

**Bottom Bracket** Shimano XT

**Cranks** Shimano LX Low-Profile C-D

**Chainwheels** Shimano LX, 42/32/22, C-D

**Pedals** Onza clipless

**Cassette** Shimano XT Hyperglide, 11-28, 8-spd

**Hubs** Shimano XT

**Hub QRs** Ritchey Lightning Rod

**Spokes** Wheelsmith 1.8/1.5mm, stainless

**Rims** Ritchey Rock 415 E with eyelets

**Tires** Panaracer Smoke (r), Dart (f),

26" x 2.1" HardCore with Kevlar beads

**Saddle** Bontrager titanium, smooth leather

**Seatpost** Ritchey Force Directional,

Ø27.2 x 350mm

**Seatpost Binder** JD Superlight





# Thunder

*Everything just right*

The Thunder serves up the same great Breezer ride with slightly varied ingredients. It features custom chrome-moly tubing and carefully selected components like Shimano XT derailleurs, Onza bar ends, Smoke/Dart tires, and double-butted spokes. In a review of

the '93 Thunder, Germany's *Bike Sport News* observed: "The steering/handling of the Breezer is first-class. . . . [I]t is impossible to find anything negative to say about the riding qualities of this bike. . . . No extreme measurements or angles, everything just right."



24.2 lbs  
11.0 kg

**Color** Cobalt Blue with Moonglow Pearl  
**Sizes** 15", 17", 19", 21"  
**Frame Tubing** Heat Treated Cro-Moly  
**Fork** Spinner 691  
**Headset** Dia-Compe AheadSet  
**Handlebar Stem** Ritchey Force Directional  
**Handlebars** Ritchey ForceLite  
**Bar Ends** Onza Raw 110  
**Grips** Bontrager Grip II  
**Brake Levers** Shimano LX  
**Brakes** Shimano LX  
**Shift Levers** Shimano LX Rapidfire Plus, 7-spd  
**Derailleurs** Shimano XT  
**Bottom Bracket** Shimano LX  
**Cranks** Shimano LX, Low-Profile C-D  
**Chainwheels** Shimano LX, 42/32/22, C-D  
**Pedals** Tioga Surefoot VII  
**Cassette** Shimano LX Hyperglide, 11-28, 7-spd  
**Hubs** Shimano LX  
**Spokes** Butted 14/15 ga, stainless  
**Rims** Ritchey Rock 440  
**Tires** Panaracer Smoke (r), Dart (f), 26"x2.1"  
**Saddle** Bontrager C20  
**Seatpost** Ritchey Force Directional, Ø27.2 x 350mm  
**Seatpost Binder** JD Superlight

**Color** Purple with Moonglow Pearl  
**Sizes** 15", 17", 19", 21"  
**Frame Tubing** Heat Treated Cro-Moly  
**Fork** Spinner 691  
**Headset** Dia-Compe AheadSet  
**Handlebar Stem** Ritchey Force Directional  
**Handlebars** Ritchey Force Directional  
**Bar Ends** Ritchey Logic Sport  
**Grips** Bontrager Grip II  
**Brake Levers** Shimano STX, Chromica finish  
**Brakes** Shimano STX  
**Shift Levers** Shimano STX Rapidfire Plus, 7-spd, Chromica finish  
**Derailleurs** Shimano STX, Chromica finish  
**Bottom Bracket** Shimano LX  
**Cranks** Shimano LX Low-Profile C-D  
**Chainwheels** Shimano LX, 42/32/22, C-D  
**Pedals** Tioga Surefoot VII  
**Cassette** Shimano LX Hyperglide, 11-28, 7-spd  
**Hubs** Shimano STX  
**Spokes** 15 ga, stainless  
**Rims** Ritchey Rock 440  
**Tires** Panaracer Smoke (r), Dart (f), 26"x2.1"  
**Saddle** Bontrager C20  
**Seatpost** Ritchey Force Directional, Ø27.2 x 350mm  
**Seatpost Binder** JD Superlight



24.9 lbs  
11.3 kg



# Storm

*A real contender*

The Storm offers full Breezer performance, with the requisite low weight and superb handling. Spec highlights included heat-treated chrome-moly tubing and Shimano's new STX group, with a significant upgrade to LX cranks making this bike a real contender. The fine

wheels use Ritchey Rock rims, Smoke/Dart tires and 15-gauge spokes. All of the details come together to produce the Storm's indescribably nice ride, which, wrote *Mountain Biking* in 1992, "just seems to have an intangible quality that envelops you."



# Venturi

This light, responsive road bike has a downsized frame, with a shorter seat tube and proportionally longer top tube than a traditional road bike. This design provides superior lateral rigidity, higher pedaling efficiency and greater comfort. The 5-degree stem takes a shortcut to

the handlebars, putting the stem's extension tube in alignment to best resist sprinting torque. *Road Bike Action* loved the '93 Venturi: "Worth the money and worth any expenditure of time to ride it. Joe, you certainly haven't lost touch with the road bike world."

*Joe Breeze uses elements of mountain bike design to achieve new heights in road performance*



19.9 lbs  
9.0 kg

- Color** Sky Blue with Moonglow Pearl
- Sizes** 48cm, 51cm, 54cm, 57cm
- Frame Tubing** Ritchey Logic Prestige
- Fork** Tange Silhouette
- Headset** Dia-Compe AheadSet, aluminum
- Handlebar Stem** Ritchey ForceLite, 5-degree
- Handlebars** Modolo Anatomic
- Brake Levers** Shimano Dura-Ace
- Brakes** Shimano 600 Ultegra
- Shift Levers** Shimano Dura-Ace STI
- Derailleurs** Shimano Dura-Ace
- Bottom Bracket** Shimano UN71
- Cranks** Shimano 600 Ultegra
- Chainwheels** Shimano 600 Ultegra, 39/53
- Pedals** Shimano SPD A525
- Cassette** Shimano Ultegra Hyperglide, 13-23, 8-spd
- Hubs** Shimano 600 Ultegra
- Hub QRs** Ritchey Lightning Rod
- Spokes** (front) Wheelsmith Aero 15, stainless; radial; aluminum nipples
- Spokes** (rear) Wheelsmith 1.8/1.5mm, stainless; 3X; aluminum nipples
- Rims** Araya CTL-385
- Tires** Ritchey Road Force K, 700x24
- Saddle** Bontrager titanium, smooth leather
- Seatpost** Ritchey Force Directional, Ø27.2 x 240mm



## Details



Breezer frames are made of steel. Three times stiffer than aluminum and twice as stiff as titanium, steel is also in the most advanced state as a bicycle tubing material. Breezer frames are joined by lugless welding. Although welding takes longer than other joining methods, it is stronger per weight, and by avoiding "dead zones" near joints, it allows for livelier, more resilient frames. All joints on Breezers are carefully designed and constructed for optimum strength and efficiency. In fact, everything on a Breezer, big and small, is there for a reason. The thoughtful integration of many elements is the essence of Joe Breeze's design and the foundation of every Breezer's high performance.



Wide spacing of top and down tubes gives greatest frame strength per head tube length. Head tube bottom is externally butted. Shift housing stops are brazed onto head tube to avoid heat stress to down tube and are positioned for maximum brake-cable clearance. New AheadSet system gives stronger, stiffer and lighter stem connection.



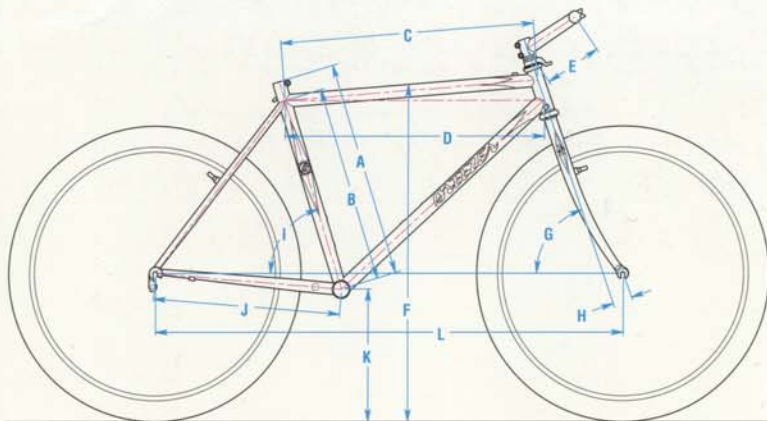
Bulge-butted seat tube is stronger and straighter than common sleeved type. New "snake tube" brake slider blazes a light and efficient path for the rear brake cable. Placing QR binder slot on front of seat tube reduces inflow of water and grime off rear wheel. Scalloped seat binder (not seen in this view) prunes weight.



Breeze-In™ dropouts provide light, rigid support, with half the weight and twice the stiffness of standard dropouts. They maximize the efficient power transmission of the chainstays and bolster the rear derailleur for better shifting. Ramped faces smoothly guide hub into frame.

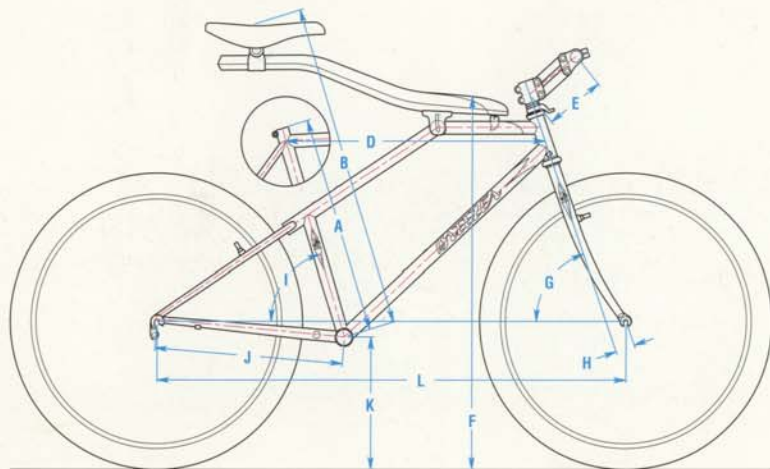


Steel tubing is precisely butted to add strength and pare weight. Seat tube is flared and elliptical at bottom bracket, forming a larger cross-section that resists pedaling-induced lateral flex. Shimano's Torlon cable guides fight friction for smooth shifting even when bone-dry.



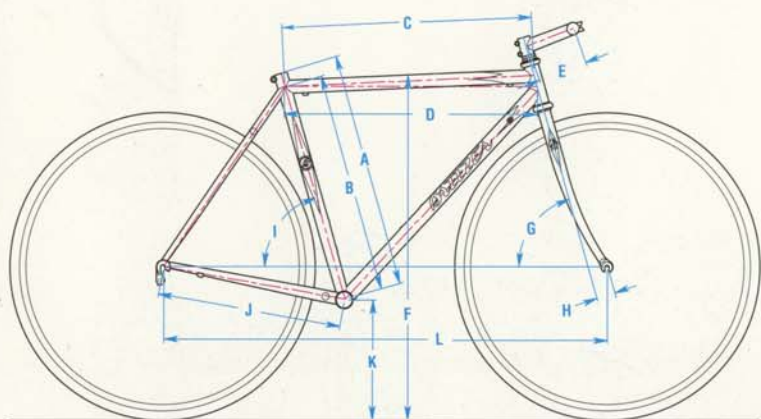
Lightning, Jet Stream, Thunder, Storm	15-inch	17-inch	19-inch	21-inch
<b>A</b> Seat tube, center to top	385mm	435mm	485mm	535mm
<b>B</b> Seat tube, center to center	340mm	390mm	440mm	490mm
<b>C</b> Top tube, center to center	523mm @ 16°	548mm @ 9°	576mm @ 5°	605mm @ 0°
<b>D</b> Top tube, level measure	550mm	570mm	590mm	605mm
<b>E</b> Stem length, center to center	100mm	110mm	120mm	140mm
<b>F</b> Top to ground at middle	700mm	726mm	754mm	780mm
<b>G</b> Head angle	71.5°	71.5°	71.5°	71.5°
<b>H</b> Fork offset	40mm	40mm	40mm	40mm
<b>I</b> Seat angle	73°	73°	73°	73°
<b>J</b> Chainstay length	422mm	422mm	422mm	422mm
<b>K</b> Bottom bracket height	290mm	295mm	295mm	295mm
<b>L</b> Wheelbase	1009mm	1032mm	1054mm	1070mm
Crank length	170mm	175mm	175mm	175mm

Weight of 19-inch bike: Lightning 21.9 lbs/9.9 kg; Jet Stream 22.2 lbs/10.1 kg;  
Thunder 24.2 lbs/11.0 kg; Storm 24.9 lbs/11.3 kg



Beamer	19-inch	21-inch
<b>A</b> Seat tube, center to top	485mm	535mm
<b>B</b> BB to seat, min-max	710-790mm	760-840mm
<b>D</b> Top tube, level measure	585mm	600mm
<b>E</b> Stem length, center to center	135mm	150mm
<b>F</b> Top to ground at front	835-850mm	880-900mm
<b>G</b> Head angle	71.5°	71.5°
<b>H</b> Fork offset	40mm	40mm
<b>I</b> Seat angle	73°	73°
<b>J</b> Chainstay length	422mm	422mm
<b>K</b> Bottom bracket height	295mm	295mm
<b>L</b> Wheelbase	1054mm	1054mm
Crank length	175mm	175mm

Weight of 19-inch bike: 24.0 lbs/11.1 kg



Venturi	48cm	51cm	54cm	57cm
<b>A</b> Seat tube, center to top	480mm	510mm	540mm	570mm
<b>B</b> Seat tube, center to center	450mm	480mm	510mm	540mm
<b>C</b> Top tube, center to center	524mm @ 5°	549mm @ 2.5°	569mm @ 0°	585mm @ 0°
<b>D</b> Top tube, level measure	535mm	555mm	570mm	585mm
<b>E</b> Stem length, center to center	100mm	110mm	120mm	130mm
<b>F</b> Top to ground at middle	732mm	751mm	769mm	798mm
<b>G</b> Head angle	73.5°	74°	74°	74.5°
<b>H</b> Fork offset	43mm	40mm	40mm	37mm
<b>I</b> Seat angle	74.5°	74°	73.5°	73°
<b>J</b> Chainstay length	405mm	405mm	405mm	405mm
<b>K</b> Bottom bracket height	262mm	264mm	264mm	267mm
<b>L</b> Wheelbase	965mm	975mm	985mm	989mm
Crank length	170mm	172.5mm	172.5mm	175mm

Weight of 51cm bike: 19.9 lbs/9.0 kg

## Breezer Distributors

### United States (West)

The Merry Sales Co.  
1415 San Mateo Avenue  
South San Francisco, CA 94080  
Phone (415) 871-8870  
Fax (415) 589-1222

### United States (East)

Quality Bicycle Products  
9201 Penn Avenue South #40  
Bloomington, MN 55431  
Phone (612) 884-7606  
Fax (612) 884 8633

### Canada

Boyes & Rosser Ltd.  
2660 No. 5 Road  
Richmond, BC V6X 2T3  
Phone (604) 270-4438  
Fax (604) 270-8144

### Germany

Bike Action GmbH  
Gross-Umstädter Strasse 28  
64807 Dieburg  
Phone (06071) 92340  
Fax (06071) 81605

### Switzerland

Cycle Trading Co. (CTC)  
Schützenstrasse 33  
CH-8902 Urdorf  
Phone (01) 735 1050  
Fax (01) 735 1060

### France

Sunex  
Quartier La Palud  
83600 Frejus  
Phone (94) 53 00 03  
Fax (94) 52 18 38

### Austria

Sail & Surf GmbH  
Kreutererstrasse 49  
A-4820 Bad Ischl  
Phone (06132) 254500  
Fax (06132) 25435

### Belgium

SA/NV Verbesselt & N.G.B.  
Avenue Kersbeek Laan 203-205  
1190 Bruxelles-Brussel  
Phone (02) 332. 15. 65  
Fax (02) 332. 15. 49

### Italy

Panimpex SNC  
Via Carlo Gherardini 13  
00135 Roma  
Phone (06) 376 0417  
Fax (06) 376 0417

### Japan

Norton Bicycle Industry Co. Ltd.  
1-9, 1-Chome, Narihira  
Sumida-Ku, Tokyo 130  
Phone (03) 3626-7912  
Fax (03) 3829-2994



Specifications subject to change without notice.

Breezer® is a registered trademark.

Softride® and Powercurve® are registered trademarks of Allsop Inc. U.S. Patent No. Des. 329,409 and U.S. Patent No. 4,934,724.

Photography: Curt Fischer. Design: Geronimo Creative Services. Color separations: Color Tech. Printing: A. Carlisle & Co.

Location photographs were taken in Marin County, California.

Thanks to our models: Tim Parr, John Whitaker, Peter Stock, Kathy Roberts, D'Re Anderson, and Janice Coblentz.

Helmets courtesy of Giro Sport Design, Inc.

© Copyright 1993, InterJet, Inc.

Printed in USA on recycled paper.

