



SPECIALIZED.



SPECIALIZED BICYCLE COMPONENTS LIMITED WARRANTY

Specialized Bicycle Components ("Specialized") makes the following Limited Warranty:

ONE YEAR LIMITED WARRANTY ON COMPLETE BICYCLE

Specialized warrants to the original owner that this new Specialized bicycle shall be free of defective materials and workmanship for a period of one year from the date of the original purchase provided the bicycle is purchased in the United States and operated under normal conditions and use. During this one-year warranty period, Specialized shall repair or replace, at its sole option, all parts that are found by Specialized to be defective and subject to this limited warranty. The original owner shall pay all labor charges connected with the repair or replacement of all parts.

LIFETIME LIMITED WARRANTY ON BICYCLE FRAME

Specialized further warrants to the original owner that the frame of this new Specialized bicycle shall be free of defective materials or workmanship during the lifetime of the original owner. During this lifetime warranty period, Specialized shall repair or replace, at its sole option, the bicycle frame if Specialized determines the frame is defective and subject to this limited warranty. The original owner shall pay all labor charges connected with the repair or replacement of the bicycle frame.

GENERAL PROVISIONS

This Limited Warranty is made only to the original owner of this new Specialized bicycle, and it shall remain in force only as long as the original owner retains ownership of the Specialized bicycle. This Limited Warranty is not transferable.

In order to obtain service under this Limited Warranty, the original owner must deliver the Specialized bicycle to an authorized Specialized dealer, together with the Specialized warranty card and the bill-of-sale or other dated proof-of-purchase document identifying the Specialized bicycle by frame number.

This Limited Warranty does not apply to normal wear or tear, nor to defects, malfunctions or failures that result from the abuse, neglect, improper maintenance, alteration, modification, accident, or misuse (including, without limitation, bicycle racing, bicycle motocross, stunt bicycling or similar activities) of the Specialized bicycle.

This limited warranty is the only express or limited warranty applicable to specialized bicycles. Any implied warranties, including warranties of merchantability and fitness for a particular purpose, shall be limited in scope and duration in accordance with this limited warranty. Specialized shall not be responsible for any direct, incidental, consequential or exemplary damages suffered by any party. The foregoing statements of warranty are exclusive and in lieu of all other remedies.

This limited warranty gives you specific legal rights, you may also have other legal rights which vary from state to state. Some states do not allow limitations on the duration of implied warranties, or the limitation or exclusion of incidental or consequential damages; therefore, the limitations and exclusions set forth in this limited warranty may not apply to you.

The limited warranty set forth herein may not be extended, enlarged or otherwise modified by any specialized dealer, agent or employee, and Specialized does not assume any liability or make any warranty except as stated in this limited warranty.

AUTHORIZED SPECIALIZED BICYCLE DEALER
PACIFIC COAST CYCLES
435 Carlsbad Village Drive
Carlsbad, CA 92008
(619) 729-7671



SPECIALIZED.

15130 Concord Circle
Morgan Hill
California 95037



Printed on recycled paper

Specifications subject to change without notice.

© Copyright 1992 Specialized Bicycle Components, Inc.

MODEL	Rockhopper Sport	Rockhopper	Hardrock [®] Ultra	Hardrock Sport	Hardrock	Hardrock Mega™	Rockhopper Mega
Colors	Turquoise/Purple Metallic, Forest Metallic	Purple/Blue Metallic, Deep Red	Violet/Cranberry	Green/Turquoise, Deep Red Metallic	Green/Turquoise, Black	Red - Boys Pink - Girls	Purple - Boys Fushia - Girls
Sizes	14.5, 16.5, 18, 20, 22	14.5, 16.5, 18, 20, 22, 16L, 19L	14.5, 16.5, 18, 20, 22	14.5, 16.5, 18, 20, 22, 16L, 19L	14.5, 16.5, 18, 20, 22, 16L, 19L, 24 whl	11 Frame	13 Frame
Geometry	70.5/73	70.5/73	70/73	70/73	70/73	70/73	70/73
Frame	DD Full Butted Cr-Mo, DT Stays, 73mm BB, Inv CST collar, Outerbutted ST	DD Full Butted Cr-Mo, DT Stays, 73mm BB, Inv CST collar, Outerbutted ST	Cr-Mo, Double Taper stays, LD top tube, 68mm BB, Inv Collar, Outerbutted ST	Cr-Mo, Taper stays, LD top tube, 68mm BB, Inv Collar, Outerbutted ST	Cr-Mo, Taper stays, LD top tube, 68mm BB, Inv Collar, Outerbutted ST	Hi-tensile Mega frame, Low standover, Bottle Bosses, slotted cable guides	CrMo Mega frame, Low standover, Bottle Bosses, slotted cable guides
Fork	Direct Drive Cr-Mo	Direct Drive Cr-Mo	Cr-Mo, Large Diameter Blades	Cr-Mo, Large Diameter Blades	Cr-Mo steerer, Large Diameter Blades	HiTen, Forged Dropout	HiTen, Forged Dropout
Crank/BB	Shimano Exage LT, Dual-SIS	Shimano Altus A10, Dual-SIS	Shimano Altus A20, Dual-SIS	Shimano Altus C10, Dual-SIS	Shimano Altus C20, Dual-SIS	Steel 1 pc.	SR Alloy
Gearing	26/36/46, 12/28	26/36/46, 13/30	28/38/48, 13-30	28/38/48 Rd, 13-30	28/38/48 Rd, 14-28	44T, Dbl Guard, 14-28	48/38 w/guard, 14-28
Pedals	SBC DD Sport	HTI-P48	HTI-P48	HTI-P48	HTI-P48	HTI P42	HTI P42
Derail. Rear	Shimano Exage LT	Shimano Altus A10, Shimano Altus A20	Shimano Altus A20, Shimano Altus A20	Shimano Altus C10, Shimano Altus C10	Shimano Altus C20, Shimano Altus C20	Shimano 70 GS, N/A	Shimano 70 GS, Shimano 70 GS
Shifters	Exage LT Rapid Fire Plus	A10 Rapid Fire Plus	A20 Rapid Fire Plus	ST-CT15 Twinlever	ST-20 Unilever	ST1 70GS	ST1 70GS
Headset	YST 8002	YST 8002	Steel Sealed	Steel Sealed	Steel Sealed	Steel Sealed	Steel Sealed
Stem	CrMo 24° alloy wedge	CrMo 24° alloy wedge	CrMo 40° alloy wedge	CrMo TIG 40°	CrMo TIG 40°	Tig 40°	Tig 24°
Bars	Alloy	Flat 5"	Flat 5"	Flat 5"	50mm rise	Flat Micro Fit	Flat Micro Fit
Grips	AutoPilot	AutoPilot	AutoPilot	Duo Soft™	Duo Soft	Mego	Mego
Brakes	Shimano Exage LT, Shimano Exage LT	Shimano A20, Shimano A10	Shimano A20, Shimano A20	Shimano C10, Shimano A21	Shimano C20, Shimano C20	Conti Safe, Mego Lever	Conti Safe, Mego Lever
Seatpost	SR TCO w/QR	SR TCO w/QR	Alloy Micro Adj, w/QR	Alloy Micro Adj, w/QR	Alloy Micro Adj, w/QR	Serrated	Serrated
Saddle	SBC AirGel	SBC AirGel	SBC AirGel	SBC AirGel	SBC AirGel	Mego SuperSoft	Mego SuperSoft
Wheels	Shimano HG hubs, Stainless 14 spokes, SBC X25 rims, Ground Control 1.95 tires	Shimano HG hubs, Stainless 14 spokes, SBC X25 rims, Ground Control 1.95 tires	Shimano HG hubs, Stainless 14 spokes, Araya VP20 rims, Crossroads II 1.95 tires	Shimano HG hubs, UCP 14 spokes, Araya AP21 rims, RockCombo 1.95 tires	Alloy QR sealed hubs, UCP 14 spokes, Araya MP22 rims, RockCombo 1.95 tires	Steel CP hubs, UCP 14 spokes, Alloy 7X style rims, Black Max 20 tires	Alloy QR sealed hubs, UCP 14 spokes, Araya MP22 rims, Black Max 24 tires

MODEL	Epic [®] Pro	Epic Comp	Epic	Epic SE	Milano	Deja Two [®] Tandem
Colors	Purple Pearl	Purple Pearl	Ruby	Ruby	Green	Turquoise
Sizes	50, 52, 54, 56, 58, 60	50, 52, 54, 56, 58, 60	50, 52, 54, 56, 58, 60	50, 52, 54, 56, 58, 60	17, 19, 21	21x19, 19x17, 17x15
Geometry	74/74	74/74	74/74	74/74	71/73	73/73
Frame	Racing Bias Programmed carbon tubes, Cast Internal/External alloy lugs, stainless DO	Racing Bias Programmed carbon tubes, Cast Internal/External alloy lugs, stainless DO	Racing Bias Programmed carbon tubes, Cast Internal/External alloy lugs, stainless DO	Racing Bias Programmed carbon tubes, Cast Internal/External alloy lugs, stainless DO	Cr-Mo SFS commuting geometry, super sloping TT, Cast collar	Heat Treated 6061, Back Up™ Design, Round Oval Boom tube, Machined Collars
Fork	Direct Drive Aluminum/ Cr-Mo steerer	Direct Drive Aluminum/ Cr-Mo steerer	Direct Drive Aluminum/ Cr-Mo steerer	Direct Drive Aluminum/ Cr-Mo steerer	Cr-Mo, Forged DO, Fender clearance	Direct Drive 28.6 steerer
Crank/BB	Shimano Dura Ace, Dual-SIS	Shimano Ultegra, Dual-SIS	Shimano 105 ST, Dual-SIS	Shimano RX100	Sugino Alloy w/guard	SBC DD Comp, Eccentric 7NL, SBC CB-1
Gearing	39/53, 12/23 Bsp	39/53, 12/23 Bsp	39/53, 12/23 Bsp	39/53, 13-23	48/3/32 Pinch, 14-32	54/44/32, 13-30
Pedals	Dura Ace SPD	Ultegra Clipless	105 clipless	RX100	HTI-P48	SBC DD Pro
Derail. Rear	Shimano Dura Ace, Shimano Dura Ace	Shimano Ultegra, Shimano Ultegra	Shimano 105, Shimano 105	Shimano RX100, Shimano RX100	Shimano Altus C10	Suntour XC Comp, Suntour XC Comp
Shifters	STI Dura Ace 8	STI Ultegra 8	STI 105 8	RX100-DT	ST-CT15 Unilever	Top Mount XC Pro
Headset	Pro Alloy	Pro Alloy	Pro Steel	Pro Steel	YST 8002	Pro Alloy OS
Stem	Cr-Mo Tig 73°	Cr-Mo Tig 73°	Cr-Mo Tig 73°	Cr-Mo Tig 73°	SR Forged	SBC OS TIG 10°, SBC Adj.
Bars	Down In Front	Down In Front	SR 251 Anatomical	SR 251 Anatomical	Steel Sport	Team Alloy
Grips	Cork tape	Cork tape	Cork tape	Cork tape	Brown leather	Biomatic
Brakes	Shimano Dura Ace, Shimano Dura Ace	Shimano Ultegra, Shimano Ultegra	Shimano 105, Shimano 105	Shimano RX100, Shimano RX100	Shimano C20, Shimano C20	Scott/Parderson, Dia-Compe SS-7
Seatpost	Direct Drive	Direct Drive	Direct Drive	Direct Drive	Alloy Micro Adj, w/QR	Direct Drive w/Com QR
Saddle	Prolong Ti	Prolong Leather Perf	Prolong Leather Perf	Prolong Leather Perf	Brown Leather	Prolong Leather
Wheels	Dura Ace-8 sp hubs, Wheelsmith 14 spokes, Mavic Open 4 CD rims, Turbo [®] CR 20 tires	Ultegra-8sp hubs, Wheelsmith 14 spokes, Mavic Open 4 CD rims, Turbo [®] CR 20 tires	105-8 sp hubs, Wheelsmith 14 spokes, Mavic Open 4 CD rims, Tri-Sport™ 23 tires	RX100 hubs, Stainless 14 spokes, Mavic 192 rims, Tri-Sport 23 tires	Alloy QR sealed hubs, Stainless 14 spokes, Araya MP22 rims, Nimbus [®] 1.4 tires (fenders included)	Suntour XC Pro GG hubs, Wheelsmith 14 spokes, SBC X26 rims, Hardpack [®] 2.2 tires

MODEL	Stumpjumper [®] M2 FS	Stumpjumper M2 [™]	Stumpjumper FS [™]	Stumpjumper	Rockhopper [®] FS	Rockhopper Comp	Rockhopper Expert
Colors	Black	Purple Metallic/Emerald Metallic	Silver	Burgundy, Green/Dark Green	Black	Rose/Olive Metallic, Green/Emerald Metallic	Magenta/Blue Metallic
Sizes	16.5, 18, 19, 20, 21.5	16.5, 18, 19, 20, 21.5	16.5, 18, 20, 21.5	14.5, 16.5, 18, 19, 20, 21.5	16.5, 18, 20, 21.5	16.5, 18, 20, 21.5	16.5, 18, 20, 21.5
Geometry	FS 71/73	71/73	FS 71/73	71/73	FS 71/73	71/73	71/73
Frame	M2 Metal Matrix USA Composite, CNC machined collar, Vert Dropout	M2 Metal Matrix USA Composite, CNC machined collar, Vert Dropout	Direct Drive Tange Prestige, DT stays, Sq/Ov CS, Vert Dropouts	Direct Drive Tange Prestige, DT stays, Sq/Ov CS, Vert Dropouts	DD Full Butted Cr-Mo, DT Stays, 73mm BB, Inv Cast collar, Outerbutted ST	DD Full Butted Cr-Mo, DT Stays, 73mm BB, Inv Cast collar, Outerbutted ST	DD Full Butted Cr-Mo, DT Stays, 73mm BB, Inv Cast collar, Outerbutted ST
Fork	Future Shock [™] USA Air / Oil Adjustable	Direct Drive [™] Cr-Mo Air / Oil Adjustable	Future Shock USA Air / Oil Adjustable	Direct Drive Cr-Mo	Future Shock SE USA Air/Oil	Direct Drive Cr-Mo	Direct Drive Cr-Mo
Crank/BB	Shimano Deore LX Dual-SIS	Shimano Deore LX Dual-SIS	Shimano Deore LX Dual-SIS	Shimano Deore LX Dual-SIS	Shimano Exage ES Dual-SIS	Shimano Deore LX Dual-SIS	Santour XC Expert MD Dual-SIS
Gearing	26/36/46, 12/28	26/36/46, 12/28	26/36/46, 12/28	26/36/46, 12/28	26/36/46, 12/28	26/36/46, 12/28	20/32/42, 11/28 Bspd
Pedals	Shimano SPD 525	SBC DD Comp	SBC DD Comp	SBC DD Comp	SBC DD Sport	SBC DD Comp	SBC DD Comp
Derail. Rear	Shimano Deore XT	Shimano Deore LX	Shimano Deore XT	Shimano Deore LX	Shimano Exage LT	Shimano Deore LX	Santour XC Expert
Derail. Front	Shimano Deore XT	Shimano Deore LX	Shimano Deore LX	Shimano Deore LX	Shimano Exage LT	Shimano Deore LX	Santour XC Expert
Shifters	LX Rapid Fire Plus	LX Rapid Fire Plus	LX Rapid Fire Plus	LX Rapid Fire Plus	Exage Rapid Fire Plus	LX Rapid Fire Plus	Top Mount XC Expert
Headset	Pro Alloy OS w/Headlock	Pro Steel w/Headlock [™]	Pro Alloy OS w/Headlock	Pro Steel w/Headlock	YST OS Sealed	Tange MESH	YST 8002
Stem	SBC Team HT [™] -Susp	SBC Team HT 10 [™]	SBC Team HT [™] -Susp	SBC Team HT 10 [™]	SBC Suspension design	SBC Team HT 10 [™]	Cr-Mo 24 [°] alloy wedge
Bars	Alloy Rockbar [™]	Alloy Rockbar	Alloy Rockbar	Alloy Rockbar	Alloy	Alloy Rockbar	Alloy
Grips	AutoPilot [™] Comp	AutoPilot Comp	AutoPilot Comp	AutoPilot Comp	AutoPilot	AutoPilot	AutoPilot
Brakes	Shimano Deore LX, Shimano Deore LX	Shimano Deore LX, Shimano Deore LX	Shimano Deore LX, Shimano Deore LX	Shimano Deore LX, Shimano Deore LX	Shimano Exage, Shimano Exage LT	Shimano Deore LX, Shimano Deore LX	Santour XC LP, Santour XC Expert
Seatpost	Direct Drive, w/Com QR	Direct Drive, w/Com QR	Direct Drive, w/Com QR	Direct Drive, w/Com QR	SR TCO w/Com QR	Direct Drive w/Com QR	SR TCO w/Com QR
Saddle	ProLong [™] Leather Perf	ProLong Leather Perf	ProLong Leather Perf	ProLong Leather Perf	SBC AirGel [™]	SBC AirGel	SBC AirGel
Wheels	Shimano LX hubs, Wheelsmith 14 Spokes, SBC X23 rims, Ground Control [™] 5 More Extreme S 1.95 tires	Shimano LX hubs, Wheelsmith 14 spokes, SBC X23 rims, Ground Control/More Extreme 1.95 tires	Shimano LX hubs, Wheelsmith 14/15 spokes, SBC X23 rims, Ground Control 5/More Extreme S 1.95 tires	Shimano LX hubs, Wheelsmith 14/15 spokes, SBC X23 rims, Ground Control 5/More Extreme S 1.95 tires	Shimano HG hubs, Stainless 14 spokes, SBC X23 rims, Ground Control/More Extreme 1.95 tires	Shimano LX hubs, Stainless 14 spokes, SBC X23 rims, Ground Control/More Extreme 1.95 tires	Santour Expert hubs, Stainless 14 spokes, SBC X23 rims, Ground Control/More Extreme 1.95 tires

MODEL	Crossroads [®] CX	Crossroads Sport	Crossroads	Crossroads Cruz	Allez [®] Pro	Allez Comp	Allez
Colors	Burgundy/Purple	Blue/Dark Blue Metallic	Plum/Lavender, Deep Red Metallic	Emerald Metallic, Red Metallic	Silver/Gold Pearl	Deep Red Metallic	Red
Sizes	14.5, 16.5, 18, 20, 22, 16L	14.5, 16.5, 18, 20, 22, 16L	14.5, 16.5, 18, 20, 22, 16L, 19L	16.5, 18, 20, 22, 16L, 19L	43, 48, 50, 52, 54, 56, 58, 60	43, 48, 50, 52, 54, 56, 58, 60	43, 48, 50, 52, 54, 56, 58, 60
Geometry	71/73	71/73	71/73	71/73	73/73	73/73	73/73
Frame	Full Butted Cr-Mo SFS [™] sloping top tube, outer butted seat tube, Inv collar, slotted guides	Full Cr-Mo SFS, sloping top tube, outer butted seat tube, Inv collar, slotted guides	Cr-Mo SFS, sloping top tube, outer butted seat tube, Inv collar, slotted guides	Cr-Mo SFS, sloping top tube, outer butted seat tube, Inv collar, slotted guides	Specialized Investment cast lugset, thin walled large diameter Cr-Mo tubes, vert DD, pump peg	Specialized Investment cast lugset, thin walled large diameter Cr-Mo tubes, vert DD, pump peg	Specialized Investment cast lugset, thin walled large diameter Cr-Mo tubes, vert DD, pump peg
Fork	Cr-Mo, Forged DD, Fender clearance	Cr-Mo, Forged DD, Fender clearance	Cr-Mo, Forged DD, Fender clearance	HiTen, Forged Dropout	Direct Drive Aluminum/ Cr-Mo steerer	Direct Drive Aluminum/ Cr-Mo steerer	Direct Drive Cr-Mo
Crank/BB	Shimano 400CX, Dual-SIS	Shimano Altus A20, Dual-SIS	Shimano Altus C10, Dual-SIS	Shimano TY20	Shimano Ultegra, Dual-SIS	Shimano 105, Dual-SIS	Shimano RX100
Gearing	20/32/42, 11-19	28/38/48, 13-30	28/38/48, 13-30	26/38/48, 14/28	39/53, 12/23 Bsp	39/53, 12/23 Bsp	39/53, 13-23
Pedals	SR Low Fat Custom	SR Low Fat Custom	SR Low Fat Custom	SR Low Fat Custom	Ultegra Cleppes	105 cleppes	RX 100
Derail. Rear	Shimano 400CX	Shimano A20	Shimano Altus C10	Shimano TY20	Shimano Ultegra	Shimano 105	Shimano RX100
Derail. Front	Shimano 400CX	Shimano A20	Shimano Altus C10	Shimano TY21	Shimano Ultegra	Shimano 105	Shimano RX100
Shifters	400CX Rapid Fire Plus	Grip Shift	ST-C115 Twinlever	GripShift	STI Ultegra-8sp	105-DT Bsp	RX100-DT
Headset	Alloy sealed	Steel Sealed	Steel Sealed	Steel Sealed	Pro Steel	Pro Steel	Pro Steel
Stem	Tig 24 [°] Cr-Mo	Tig 24 [°] Cr-Mo	SR Forged	SR Forged	S3 High Polish	S3	S3
Bars	Flat 5 [°] Alloy	15mm rise/Micro	15mm rise/Micro	15mm rise	Down In Front [™]	SR 251 Anatomical	SR 251 Anatomical
Grips	DuoSoft	DuoSoft	DuoSoft	DuoSoft	Cork foam	Cork foam	Cork foam
Brakes	Shimano 400CX, Shimano 400CX	Shimano A20, Shimano C10	Shimano C11, Shimano C11	Shimano TY20, Shimano TY21	Ultegra, Shimano Ultegra	Shimano 105, Shimano 105	RX100, RX100
Seatpost	Alloy Micro, w/Com QR	Alloy Micro, w/Com QR	Alloy Micro Adj. w/QR	Alloy Micro Adj. w/QR	Direct Drive [™]	Direct Drive	Direct Drive
Saddle	SBC AirGel	SBC AirGel	SBC AirGel	SBC AirGel	Team Leather Perf	Team Leather Perf	Team Leather
Wheels	Shimano 400CX hubs, Stainless 14 spokes, Araya YX-300 rims, Nimbus [®] 41 tires	Shimano HG hubs, UCP 14 spokes, Araya PX-45, Nimbus 41 tires	Alloy QR sealed hubs, UCP 14 spokes, Araya PX-35, Nimbus II 38 tires	Alloy QR sealed hubs, UCP 14 spokes, Araya PX-35, Nimbus II 38 tires	Ultegra 8-spd hubs, Wheelsmith 14 spokes, Mavic Open 4 C0 rims, Turbo C 20 tires	105-8 spd hubs, Stainless 14 spokes, Mavic Open 4 rims, Tri-Sport 23 tires	RX100 hubs, Stainless 14 spokes, Mavic 192 rims, Tri-Sport 23 tires

DEJA TWO

We don't need to tell you how much fun a tandem can be. Our high-tech aluminum model is an off-road marvel. The 6061-T6 heat-treated aluminum frame with stainless steel dropouts features a round-oval boom tube and Back-Up design for responsive, power-efficient riding. The tandem captain has control over a DirectDrive fork with 1 1/8-inch bulge butted steerer and new Specialized OS Pro Alloy headset. Both captain and stoker connect with a SunTour XC-Comp drivetrain with a Specialized DirectDrive tandem crankset. New Specialized cold forged, adjustable and graduated rear stoker stem means the bike can fit the stoker to a T — any number of stokers to a T. Specialized Hardpack 2.2 tires and 36-hole X26 rims means the ride can be on- or off-road. Features New Specialized internal expander eccentric front bottom bracket as well. Turquoise. Sizes: 17/15; 19/17; 21/19.



There's a new thrill happening in cycling. The shared excitement called the Mountain Tandem. And the Specialized Deja Two takes it to a whole new level. Its innovative all-aluminum frame weighs just over 10 lbs., making it the lightest tandem frame around. Its oversized top, down, and bottom tubes give it terrific stiffness. The totally thought-out geometry includes a revolutionary rear Uptube that frame designer Mark DiNucci calls, "a truss that supports the vertical loads and keeps the frame from twisting." Talk about a rush, wait until you and your stoking partner tear up the hills on sheer momentum alone. Yee-hah.



Team Sport Of The 90s?

**HARDROCK MEGA**

This 9.5-inch frame features 20-inch wheels, alloy rims and our exclusive proportionally sized saddle, grips and brakes. Handlebars come with smaller, tapered ends to fit children's hands and provide better control. Kid-friendly features include both chainwheel and derailleur guards. Specialized design Mega brake levers with narrow MicroFit bars. Alloy rims with tough Specialized 20-inch Black Max tires. Shimano 70GS 6-speed with thumb shifter. Boy's frame style — Bright Red; girl's frame — Pink.

ROCKHOPPER MEGA

The perfect 12-speed mountain bike for kids aged 8-11. The new, lower standover height, brake levers, saddle, grips and handlebar with smaller tapered ends are kid sized. The 24-inch wheel-sized frameset comes in both boy's & girl's styles. Shimano 70GS system with Rapid Fire shifters provide easy shifting. Cool 24-inch Black Max tires and Araya alloy rims. TIG stem with narrow MicroFit bars. 12-inch frame size. Boy's — Purple; Girl's — Fuschia.



Go Play In The Dirt.



Don't be fooled by the fancy paint jobs on department store bikes. Great bikes do a lot more than look good. They perform. Which means they have the same kind of quality components you see on the big bikes our Team Specialized rides. With our Mega series you'll get a bike that's lighter, safer, tough enough to hammer the hills — and built to last. Which is something important to mention when they try to talk you into that toy with the ditsy bell and the streamers coming out of the handle bars. Hang tough. The future of cycling depends on you.

ALLEZ

Our entry-level road racing bike features a premium frameset with lightweight, large-diameter, thin-walled chromoly tubing. Spec'd for the best value with RX100 and high-quality Mavic 192 rims with stainless spokes. Specialized proportional length stem with deep drop anatomical bars. Specialized TriSport 23 tires, Team saddle and CorkFoam tape. Allez Red. Sizes: 43, 48, 50, 52, 54, 56, 58, 60cm



Allez And The Cybercraftsman's Art.

You don't make it in world class cycle racing without putting a few demands on yourself. Just check out the Specialized Allez. To lighten the frame without giving up strength, we designed ovalized tubing right up to the seat lug and bottom bracket — a move that required precision custom lugsets that can handle an oval tube. Still not satisfied, we tapered the lug points to reduce thickness where it meets the lug, for a uniform joint with less stress risers. The bottom line is a maximized steel frame that, at 1.6 kg, blows away handmade Italian bikes costing jillions more.

ALLEZ COMP

A light, fast racer with enhanced-diameter, thin-walled chromoly tubing and Specialized investment cast Euro-DiNucci design lugs. Aluminum fork lowers weight and reduces road shock. Spec'd for performance with new Shimano 105 8-speed components. High-quality Mavic Open 4 rims with stainless spokes. Specialized proportional length stem with deep drop anatomical bars. Specialized Turbo C tires. Team leather saddle and Cork tape. Deep Red metallic; Sizes: 43, 48, 50, 52, 54, 56, 58, 60cm





Specialized takes the artistry of traditional frame design and carefully blends it with new technology to create a new steel frame that is the pinnacle of frameset craftsmanship. Geometries are based on the rigors of stage racing. All frames feature new Specialized 8-speed compatible dropouts with 130mm rear spacing. The Allez frameset is available separately in Deep Metallic red.

ALLEZ PRO

A full-on race bike with lightweight, enhanced-diameter tubing and aluminum fork to dampen road shock but respond instantly. Investment cast lug set. Features Shimano Ultegra 8-speed componentry with STI shifters. Mavic Open 4 CD rims w/Wheelsmith stainless spokes and gray Turbo C tires for wheels that dance in sprints. Specialized Down In Front bars with Cork tape. Perf. Leather Team saddle. Silver w/Gold pearl. Sizes: 43, 48, 50, 52, 54, 56, 58, 60cm



EPIC SE

An entry-level carbon fiber race bike with value spec'd Shimano RX100 components. Racing gearing. Stem and bar are proportionally spec'd according to bike size for a high-performance fit. TIG stem. Mavic 192 rims with TriSport tires for low rolling resistance. Translucent Ruby fade. Sizes: 50, 52, 54, 56, 58, 60cm



EPIC

Our high-performance yet economical carbon fiber racing bike features new Shimano 105SC with 8-speed STI shifting. Full 8-tube race bias carbon/aluminum frameset. Deep drop anatomical bars with leather ProLong saddle and TIG stem. Mavic Open 4 rims with WheelSmith stainless spokes. Translucent Ruby fade. Sizes: 50, 52, 54, 56, 58, 60cm



Carbon Tubes: Lab, Race, And Winner Tested.

Call us extremists, but to find a frame material that met our race team's criteria for flexibility and stiffness, we came up with our own. Think about this next time you see a Specialized Epic. The frame tube is composed of multiple layers of unidirectional carbon fiber sheets. The number and direction of the layers depends on the ride characteristics desired for that section of tube; extra stiffness for speed, frame flex to absorb bumps, etc. Put simply, the whole tube is designed specifically for it's function. We call it Programmed Stiffness. You'll call it just plain wicked.

EPIC COMP

This bike's ultra light professional carbon frameset features race bias tubing and aluminum lugs for improved performance and response. Shimano Ultegra 8-speed STI components mean you'll never miss a shift or a break. Mavic Open 4CD rims with Wheelsmith stainless spokes. Specialized TIG stem and Down-In-Front bars for improved aerodynamics and new Specialized cork tape for comfort. Leather ProLong saddle. Purple pearl with polished lugs. Sizes: 50, 52, 54, 56, 58, 60cm






Epic carbon/aluminum road bikes have paid their racing dues. They perform, from season to season, year after year. Race-proven 8-tube carbon framesets with new race-biased Unidirectional carbon fabric tubes perform under pressure. Exclusive internal/external aluminum lug set provides strength and rigidity. The Epic is now available as a frameset if you want to pick and choose absolutely everything!

EPIC PRO

Our professional level, carbon fiber road racing bike utilizes Race Bias tubing for excellent response. Fast, accurate performance is ensured by Shimano's 8-speed Dura-Ace STI componentry. Titanium-rail ProLong saddle for added position and light weight. Specialized Down-In-Front bars provide full aero positioning. Mavic Open 4CD rims, Turbo C gray tires with Wheelsmith spokes. Purple Pearl with hand polished lugs. Sweet! Sizes: 50, 52, 54, 56, 58, 60cm.



Pure Energy Expressed In Metal.



In its purest form, a road bike's mission is to translate human energy into forward motion as quickly and cleanly as possible. In pursuit of this ideal, we made the costly decision that all Specialized road bikes be meticulously crafted of the most advanced load-cutting materials available today. Like the advanced carbon fiber tubes used in our innovative Epic. Or the double-buttressed custom tubing and lugset of our Allez. We put it all together in a powerful race-proven geometry that delivers excellent control over most road conditions. Does it work? Well, the Epic has won more national championships than any other production bike. Translation: Yep.

Bicycles.

They don't pollute, they're cheap to purchase and maintain. They promote fitness. They reduce stress. And, hey, they're actually fun. More seriously, bikes have the potential to significantly reduce traffic and smog. Especially when you consider that over 45% of our daily car trips are under five miles. An easy distance on a bike. Unless you're way out of shape — all the more reason to pedal instead. If you need a bottom line, it's this: a recent Dutch study showed that if an average person did all their trips under 3 miles on a bike they could save about \$400 a year in fuel costs alone. Remember too, that short trips use more gasoline and cause even more pollution than longer ones. So, you've got to ask yourself this next time you pick up those car keys: "Shouldn't I be fetching this ice cream/CD/prescription by bike?"

Lightweight frame designs for efficient transportation to and from any destination. Versatile components packages meet any type of need. Easy-to-use components plus full feature design for multi-purpose use. Designed to be safe in all weather conditions.


MILANO

Ditch your car and ride the bike instead. Clean, elegantly designed 26-inch wheel metro bike for commuting and trips around town. Sloping top tube promotes agile handling, while Shimano A20 componentry with new CT15 twin shifter assures easy shifting. Silver chromoplastic fenders and cartridge bottom bracket make this bike weatherproof, while Araya MP22 rims with Specialized Nimbus 1.4" tires make it pothole proof. Green(What else?). Sizes: 17, 19, 21"



Next time you find yourself gazing at a smog shrouded horizon or braving the urban jungle during rush hour, think about this: wouldn't it be great if people took their cars less and rode their bikes more? We're sure the answer to that one is obvious, at least to you. But you may find some of the statistics a little surprising. Did you know that:

- The average American spends four out of sixteen waking hours driving a car and gathering resources for it?
- Or that by the year 2005, the typical 10 to 15 minute commuter delay will inflate to an hour? That's not to mention what we're doing to our lungs. Well, the solution is pretty clear. At least to us.

A cyclist wearing a white helmet and dark clothing is riding a road bike on a city street. The background is a dense traffic jam of cars, with many lights blurred, suggesting a smoggy or busy urban environment. The cyclist is in the foreground, riding on a paved path or lane separated from the traffic by a concrete barrier.

Think Globally; Bike Locally.

**CROSSROADS**

An upscale bike with wide-ranging gearing and a full-feature Crossroads frame. Chromoly main triangle utilizes Specialized's unique sloping top tube design for improved control and comfort. New Shimano Altus C10 group with CT-15 Rapid Fire Plus twin shifter. Super comfortable AirGel saddle and DuoSoft grips and medium rise bars. Micro adjust seatpost with quick release. Specialized Nimbus 38C tires with Araya PX35 rims. Plum/Lavender; Deep Red metallic.

CROSSROADS CRUZ

Our full-value entry-level Crossroads features our sporty frame with chromoly main triangle. Shimano Altus C10 drive system with Grip Shift makes handling and shifting easier, while AirGel saddles and Duo-Soft grips make riding more comfortable. New Specialized Nimbus II 38C tires with Araya PX-35 rims. Plum/Lavender; Bright Red metallic.



CROSSROADS SPORT

Fast and sporty with Grip Shift twist shifting for easier bike handling. Includes Shimano A20 sport group components for fast, accurate shifting. Utilizes a full chromoly frameset for a lightweight, durable, comfortable ride. Specialized Air Gel Saddle and Duo-Soft grips with flat bars with chromoly TIG stem. Specialized Nimbus 38C tires with Araya PX45 rims and stainless spokes. SR TCO seatpost. Blue/Dark Blue.



High-quality frame features distinguish our Crossroads bicycles for performance and value. Key features include clean and sporty graphics, specially designed grips and saddles for extra comfort and GripShift shifters for simple, efficient gear changes. Perfect for commuting, Crossroads are agile and designed for efficient cycling. For fitness cycling, the Crossroads bike is unbeatable. From simple errands to sport and health riding - the Crossroads is ideal.

CROSSROADS CX

A performance sport bike with butted chromoly SF5 frame for light weight and efficient riding. Stylishly equipped with Shimano 400CX compact drive componentry. Sport geometry, AirGel saddle and Duo-Soft proportional MicroFit grips provide a more comfortable ride. Specialized Nimbus 38C tires on Araya VX400 rims with stainless spokes. Burgundy/Purple.



Mountain bikers have theirs. Race fanatics, too. Then there are bikes for those of us who defy description, who want a bike that fits our own personal recreational agenda. Solid enough to meet a tough physical regime in all types of conditions. But light enough for speed, as well as those 5-story portages up the back stairs. As serious fitness equipment, our Crossroads bikes are given the full advantage of our custom Specialized Frame System. The handling is smooth and reliable, too, because we designed it that way from the ground up. Sorry, your excuses just ran out.



Exercise Your Options.

HARDROCK SPORT

Improved SFS chromoly frameset with large diameter top tube and fork make this bike sturdy yet light. New Shimano Altus C10 system with CT15 indicator Rapid Fire Plus twin shifter. High-performance Rock Combo 1.95 tires provide excellent traction and low rolling resistance. New Specialized DuoSoft grips increase comfort. Two special ladies sizes come with new, more comfortable women's designed saddles. Full range of sizes available. Green/Turquoise; Black with Purple Pearl.

HARDROCK

A comfortable, entry level bike. Features SFS chromoly frameset with large diameter top tube and Hi-Ten Fork for lightweight durability. New Altus C20 system STI for simple, smooth shifting. Off-road designed RockCombo 1.95 tires on Araya MP-22 rims. New Air Gel saddle with DuoSoft Grips. Full range of sizes includes 14.5 inches. Two ladies size frames feature new, more comfortable women's saddles. Dark Emerald/Blue; Bright Red.



Hardrock bicycles provide a forgiving ride with a comfortable feel, yet are efficient and feel sporty on pavement or dirt. Lighter tubing, new cable-routing and Shimano Altus series components add performance.

Hardrock models are equipped with rugged wheels and fat 1.95 tires with the same detailed frame features found on our Stumpjumper bikes.

HARDROCK ULTRA

Improved SF5 chromoly frameset with large diameter top tube and new chromoly fork for lightweight, power-efficient riding. New Shimano A20 components with upgraded Rapid Fire Plus provide fast, accurate shifting. Specialized AirGel saddle with DuoSoft grips provides extra comfort for all points of contact on the bike. Off-road ready wheels feature Crossroad II tires, Araya VP20 rims and stainless steel spokes. Violet/cranberry.



Specialized Trail Support Program

Our Trail Support Program assists mountain bike groups and parks with trail projects. The program has also contributed bikes and equipment to several national parks and major recreational areas. Park staff use bikes as an alternative to motor vehicles for search and rescue, routine patrolling and educational outreach to cyclists. For more information about our program, call 408-779-6229.

ROCKHOPPER

This entry-level sport racer employs Specialized's DirectDrive frame and fork for solid performance and handling. All-new Shimano Altus A10 system with Rapid Fire Plus for easy, faultless shifting. Trail ready wheels built of X25 rims and stainless spokes with Ground Control tires. Air Gel saddle with SR TCO seatpost. 24-degree stem and 5-degree bar with AutoPilot grips. Blue/Purple metallic; Red.



RIDE LIGHTLY...and Share the Trail

We recommend this code of mountain bike "ethics":

- Yield trail to hikers and equestrians. Slow down to their speed when passing.
- When approaching a horse from the rear, slow down and ask the rider how best to proceed.
- Don't skid. Neither a safe nor efficient way to ride, it can degrade the trail surface.
- Obey all speed limits. Reduce speed in blind turns.
- Avoid extremely muddy areas.
- Wear a helmet.
- Be prepared. Carry a spare tube and pump, tools, adequate food and water, small first aid kit, etc. Know your abilities and your planned route.
- Know which trails and areas are open to cyclists. Don't assume that a trail is open, even if it isn't signed accordingly.

Help us educate off-road cyclists and keep trails open by supporting the International Mountain Bicycling Association. Call or write: IMBA, P.O. Box 412043, Los Angeles, California 90041. (818)-792-8830

ROCKHOPPER SPORT

A light sport racer. The Specialized DirectDrive frame and fork provide a balanced mix of comfort and control. Shimano Exage LT components with upgraded Rapid Fire Plus. Wheels feature X25 rims, stainless spokes and Ground Control tires. Specialized DirectDrive Sport pedals with clips and straps. Air Gel saddle with SR TCO seatpost. 24-degree stem and 5-degree bar with AutoPilot grips. Turquoise/Forest metallic; Purple metallic.



ROCKHOPPER EXPERT

Race geometry DirectDrive butted frame with superlight 8-speed Suntour XC Expert MicroDrive system with thumb shifters. X23 rims, stainless spokes, with directional Ground Control/More Extreme tires. Air gel saddle with SR TCO seatpost. Specialized Direct Drive Sport pedals with clips and straps. 10-degree stem, 5-degree bar with AutoPilot grips. Magenta purple/Blue purple.



Specialized Tech Support: A Two-Way Street.

The real test of performance doesn't happen in the lab. But in the trenches. And that's where you'll find the Specialized Technical Support team. Since 1984, we've provided neutral assistance to racers on any type of bike. The riders benefit from our technical know-how. We get something, too: more insight into what makes a better bike. You'll find us at more than 20 leading off-road events each year. Like the NORBA Nationals, Specialized Cactus Cup, and the Grundig European Cup series. So when we say Specialized bikes are forged from the heat of competition, we truly mean it.

ROCKHOPPER COMP

An aggressive sport racer with high-performance features including Specialized AirGel saddle and Ground Control/More Extreme tires. Specialized DirectDrive frame and fork are value spec'd with Shimano LX components with new Rapid Fire Plus and Dual SIS chainrings and low profile crankset. Sealed low profile cartridge bottom bracket. X23 rims. Specialized Direct Drive Comp pedals with clips and straps. 10-degree stem and 5-degree bar with AutoPilot grips. Rose purple/olive green; Irish Green/Dark Emerald metallic.



Affordable bikes that feature a balanced mix of comfort and sport performance. New Future Shock model brings suspension to sport riders. Redesigned cable routing and full butted Direct Drive frames provide performance features normally found on more expensive bikes. Upgraded features also include lighter weight, sharper graphics, AirGel saddles, stainless spokes and premium Ground Control tires.

ROCKHOPPER FS

The state-of-the-art Rockhopper features precision USA made, air/oil-dampened Future Shock SE suspension fork and lightweight Shimano Exage LT low profile components with upgraded alloy E5 crankset. Specialized Rockbar with 10- and 0-degree suspension stems. X25 rims with Ground Control directional tires. Specialized Direct Drive Sport pedals with clips and straps. AutoPilot grips, Air Gel saddle for total control and comfort. Gloss black.



The Specialized Weight-Loss Program

The war against weight continues at Specialized. Our proprietary custom designed Direct Drive tubing allows us to maximize frame strength, while keeping the bikes exceptionally light. This process makes sure the bike tube design is thicker and stronger where it needs to absorb shock and energy—yet thin and flexible where appropriate. The overall effect is a much lighter, more efficient frame for a totally buffed bike.

STUMPJUMPER

Our basic, now legendary, off-road racer. New, lighter Tange Prestige Full Feature DirectDrive frame and DirectDrive fork. Enhanced specification mix of new Shimano Deore LX and Specialized componentry. Dual 515 chainrings and Multi Condition brakes. Ground Control/More Extreme "5" Kevlar tires with X23 rims and butted stainless spokes. This bike provides improved control with AutoPilot Comp grips and ProLong saddle. Green/Dark Green, Plum Burgundy.



Front Suspension Done The Right Way.

Why front suspension? For better climbing traction, smoother handling and improved control in the corners, reducing the fear factor in screaming descents. Why the Specialized Future Shock? Its adjustable air spring isolates you from bumps in rough terrain without bottoming out. While the hydraulic check valve provides tunable damping, to keep the rebounds out of your face, so you don't pogo down the hill. Unlike elastomer shocks. Why Specialized FS bikes? Because unlike some quickie suspension jobs out there, each Specialized FS bike has its own corrected geometry to accommodate the longer suspension fork. So you feel all the trail-grabbing benefits, without giving up anything in terms of control.

STUMPJUMPER FS

Specialized's most popular mountain bike now comes with Future Shock adjustable suspension forks and a lightweight DirectDrive Prestige frameset with geometry specially designed to handle suspension. Has our own high-value Specialized components, as well as new Shimano Deore LX, Directional Ground Control "S" series Kevlar beaded tires, AutoPilot Comp grips and ProLong perforated leather saddle for high-performance riding. Proportional suspension design stem with 10- and 0-degrees for performance fit. Silver metallic.



STUMPJUMPER M2

The complete off-road racer features our new M2 Metal Matrix super material for a 3.9 pound frame set. Competitive Shimano Deore LX components provide efficient shifting under the most demanding terrain, and Directional Ground Control More Extreme tires with X23 rims and WheelSmith Stainless Spokes take you over anything. AutoPilot Comp grips give precise control, and ProLong perforated leather saddle gives you position options to help keep the rubber side down. Purple metallic/Emerald metallic.



M2 Metal Matrix: The 20/8/10 Advantage.

Before you buy aluminum, check out our exclusive M2™ metal matrix composite, an advanced alloy of ceramic particles and aluminum. "Straight" Aluminum's lattice-like molecules allow for a certain amount of energy-robbing flex. M2's ceramic particles immobilize the lattice, strengthening the structure. So you get:

- 20% more stiffness, for a lighter, yet more resilient frame.
- 8% greater strength in resisting stress.
- 10% less weight, because it requires less material.


So much for space age theory, the fact is M2 bikes have been torture-tested by no less than Ned Overend, who won the 1991 NORBA national series on an M2. Any questions?

The bicycle that started an off-road revolution now features high-end "5" Works innovations such as lighter frames, front suspension and M2™ Metal Matrix composite material. New lighter, full performance bikes deliver to both professional and amateur racers.

STUMPJUMPER M2 FS

This ground-breaking bike features an M2 Metal Matrix frameset with suspension geometry at only 3.9 pounds. Comes standard with the new Specialized Future Shock oil-dampened, adjustable front suspension. All components are spec'd to shave down weight and include Shimano's new Deore LX as well as Specialized, Directional "5" series Kevlar bead tires with X23 rims and WheelSmith stainless spokes. AutoPilot Comp grips and ProLong perforated leather saddle. Proportional suspension design stem at 10- and 0-degrees for performance fit. Gloss black.





If You Don't Trust It, Don't Ride It.

As hardcore riders ourselves, we know technology is no end in itself. The best bikes just feel better. So we make bikes that feel like a natural extension of your body. That's why each Specialized mountain bike is outfitted with a custom-spec'd frame and uses Specialized-designed stems, bars, saddles and pedals. We develop our own tires from scratch, too, including some of the gnarliest traction-hungry tires ever made. Then people like Ned Overend of Team Specialized field test our bikes under extreme race conditions. All, to deliver a bike that responds in a way you can genuinely trust.

you need it most.

With our exclusive M2™ metal matrix composite, we can design smaller diameter tubes for maximum strength and stiffness without the weight or harsh ride of larger tubes.

Specialized designs every tube, wall thickness and dimension. All the way from our top of the line S-Works to Hardrock models, everything is a custom fit to make your bike lighter and handle better.

These DirectDrive pedals hit the metal at a scant 200 g per pair, thanks to their ultralight titanium spindle and DuPont super traction pedal body.

Mondo race testing has taught us that our cable-through stems do the best job under the roughest of conditions, allowing minimal flex for the least weight and doesn't cause loosening of your headset.

To get a better handle on our bikes, we employ our aggressively tuned double taper aluminum handlebars with a 5° bend. And every mountain bike has custom designed grips to fit the conditions.

Our U.S. made Future Shock fork combines an air spring to eat bumps and hydraulic damping to keep your wheels on the ground for maximum control. Unlike other suspension bikes, the Specialized FS has a completely redesigned geometry to accommodate the longer fork and retain the bike's superior handling and aggressive positioning.

Not your typical rims, ours balance a smooth ride with the strength, and durability required for long miles under a variety of conditions. With taller sidewalls for better braking.

For the grabbiest skins around, check out the new Cannibal tire. With its revolutionary "flying bat" tread and tall knobs, nothing tears through soft dirt and mud quite like it.

You want a bike that's been totally dialed in. A bike that's been completely thought out, designed as a complete system, and road tested in real world conditions. That's why you've come to Specialized. Our reputation for innovation is nice, but beside the point. We're really just a bunch of extremely motivated cyclists looking for ways to improve our sport.

Technology where

Prolong™ TI seats are rounded in back, with a longer nose. Making it easier to drop back on descents and move up for climbing.

Handling this dialed-in takes a superior geometry, one that maximizes the weight load on the tubes and positions the rider for the most power.


Smooth elegance in a seatpost, the DirectDrive post features a single bolt micro adjust that tucks under the saddle and adds just 270 g.

To save weight without sacrificing strength, we design ovalized seat stay tubing right into the lugs, though it means creating our own complex investment cast lugsets. Our carbon bikes have exclusive external/internal aluminum lugs for a secure, lightweight bonded joint.


Forged vertical dropouts offer extremely high strength-to-weight ratio and provide clearance for 8-speed shifting systems.

At a mere 140 g, our Turbo® CR is the lightest clincher made. Its "C" tread with cotton kevlar casing provide the least rolling resistance with excellent cornering.








THE KING OF MOUNTAIN BIKING, NED OVEREND HAS CAPTURED THE 1991 WORLD CHAMPIONSHIP AND FIVE NORBA NATIONAL CHAMPIONSHIPS.



DARVEY PRICE SHREDS ON RACES LIKE THE AND GRUNDIG SERIES. HE DOMINATED THE 1992 NORBA SERIES.



SARA BALLANTYNE, THE WINNINGEST WOMAN ON THE OFF-ROAD CIRCUIT, THAT INCLUDES TAKING THE GRUNDIG WORLD CUP TWO YEARS RUNNING.



ABOVE, THE PROS OF THE MOTOROLA CYCLING TEAM, BELOW, THE FRIDAYS TOP-RATED AMERICAN TEAM, TWO OF THE WINNINGEST TEAMS IN CYCLING AND THE TOUGHEST, MOST SCRUPULOUS BIKE TESTERS ON EARTH. LOWER LEFT, SILVIA FUERST, HAS ARTFULLY DOMINATED THE EUROPEAN CIRCUIT, CLAIMING FOUR STRAIGHT SWISS CHAMPIONSHIPS AND THREE EUROPEAN CHAMPIONSHIPS.



Specialized R&D: Racing and Dominating.

Professional racing is an obsession in Europe; a science in America. And a driving force for improving the sport worldwide. Because it accelerates the pace of development. Which ultimately, produces better bikes for you. That's why Specialized is deeply involved in a winning racing program. In addition to these fine affiliations, Specialized is also a co-sponsor of the Motorola Cycling Team, where you'll find the most seasoned and demanding professionals. You're also likely to find the future stars of the '96 Olympics on a Specialized. As well as established talent like '92 Olympian Lance Armstrong. So, how does this relate to you? Well, all of these world class race results were obtained on standard issue Specialized production bikes. Which means that all Specialized technology has actually been tested under some of the most extreme conditions a cyclist can face. And passed with phenomenal results. You ride away on a bike with the energizing fit and feel of a really great pair of shoes. Just ride it!

Reputations don't come easily in the skeptical world of serious cycling. There's been a lot of hype, we know. But we truly believe we compete with the very best bikes in the world. An opinion based on over thirteen years of designing, building, racing, and refining bikes. In our R&D lab and on the trail. From the professional off-road circuit to world-class road races like the Tour de France, our bikes are first across the board. Bicycling chose our M2 as one of its five favorites of 1992. Mountain Bike Action said our Stumpjumper FS was "the lightest production suspension bike we have ever tested." The new Stumpjumper M2 FS demonstrates our commitment to innovations that genuinely improve the sport and the experience of cycling. As MBA put it, "Specialized took the time to design the bike around the fork instead of just throwing a suspension fork on an older frame." It all comes down to one thing: the ride. Get on a Specialized and feel the difference. **Once you do, you won't have to rely on advertising to feel good about your choice of bikes.**

TABLE OF CONTENTS

INTRODUCTION	7
RACING	4
TECHNOLOGY	6
MOUNTAIN BIKES	8
CROSSROADS	20
ROAD BIKES	28
KIDS BIKES	34
DEJA VU 1980/81	36
SPECIFICATIONS	38

Beyond the hype: Just great bikes

