

RALEIGH

SPECIAL PRODUCTS DIVISION

1993





IN THE WORLD CYCLE MARKET, RALEIGH HAS ALWAYS BEEN A NAME TO RECKON WITH. IT IS NOT MERELY EXPERIENCE THAT HAS ACHIEVED THIS, BUT THE ABILITY TO LEAD THE WAY IN DESIGN INNOVATION, BUILD TECHNOLOGY AND THE HIGHEST QUALITY AT AN ACCESSIBLE PRICE. NO PART OF RALEIGH IS MORE DEDICATED TO THESE OBJECTIVES THAN OUR SPECIAL PRODUCTS DIVISION.

THEIR USE OF NEW METALS, ADVANCED BONDING TECHNOLOGIES, RACE PROVEN GEOMETRIES AND THE SOURCING, WORLDWIDE, OF THE VERY BEST EQUIPMENT AND COMPONENTRY CONTRIBUTE TO OUR ABILITY TO STAY AHEAD OF THE COMPETITION. IN FACT SO CONFIDENT ARE WE OF OUR TOTAL BUILD QUALITY THAT EVERY BIKE WE PRODUCE CARRIES A FULL 15 YEAR FRAME GUARANTEE.

IN ALL RESPECTS OUR RECORD SPEAKS FOR ITSELF. OUR TEAM RALEIGH RIDERS, WHOSE FEEDBACK AND EXPERIENCE PLAYS AN IMPORTANT ROLE IN OUR DEVELOPMENT PROGRAMME, HAVE SWEEPED THE BOARD WITH GOLD MEDAL WINS IN BRITISH MOUNTAIN BIKING, CYCLO CROSS, TRACK AND ROAD RECORD ACHIEVEMENTS.

THEIR MACHINES WERE DESIGNED, HANDBUILT AND ASSEMBLED IN NOTTINGHAM IN JUST THE SAME WAY AS ANY MODEL YOU CARE TO CHOOSE FROM OUR SPECIAL PRODUCTS DIVISION 1995 RANGE.

NEW MODELS FEATURE IN THE DYNA-TECH

TITANIUM MTB AND ROAD RANGE, WHERE THE PERFORMANCE FACTORS OF THE ULTIMATE METAL ARE ENERGY ENHANCED BY OUR UNIQUE BONDING PROCESS. IN NO MACHINE IS MORE OF THE RIDER'S EFFORT DIRECTLY TRANSFERRED TO THE TERRAIN THAN WITH DYNA-TECH.

A MAJOR DEVELOPMENT IN OUR 1995 RANGE IS THE NEW DUAL TECHNOLOGY FRAME SERIES, COMPRISING MTBs, HYBRID AND ROAD BIKE. THIS MAJOR ADVANCE IN BUILD TECHNOLOGY COMBINES THE STRENGTH AND WEIGHT ADVANTAGES OF BONDED TITANIUM WITH THE EFFICIENCY OF BRAZED CHROMOLY LIGHT GAUGE TUBING. THE RESULT, HIGH LEVEL PERFORMANCE THAT IS WELL WITHIN THE PRICE REACH OF ANY ASPIRING RIDER.

AMONGST OUR FRAMESET OFFERING, THE MORE SERIOUS CAN GET TO GRIPS WITH NOT ONLY THE FULL RANGE OF DYNA-TECH TITANIUM MTB AND ROAD FRAMES BUT ALSO IN A VERY LIMITED PRODUCTION SERIES, THE METAL MATRIX FRAME AS RIDDEN TO VICTORY BY OUR OWN TEAM RALEIGH. LAST BUT NOT LEAST, FOR THOSE WHO CARE TO CONTEMPLATE THE TREK TO FAR AWAY PLACES OR EVEN AROUND THE WORLD, OUR FAMOUS RANDONNEUR, ROYALE AND TOURISTE LIGHTWEIGHTS REMAIN THE CLASSIC HANDBUILT MODELS WE ARE RENOWNED FOR.

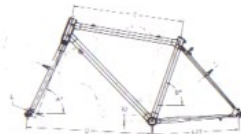
WHEN A RALEIGH IS THE ULTIMATE BIKE, A BIKE FROM OUR SPECIAL PRODUCTS DIVISION IS THE ULTIMATE RALEIGH.





OGRE XT

FRAME 7125 TITANIUM MAIN TUBES, DYNA-DRIVE™ TITANIUM CHAINSTAYS, MANG.-MOLY SEAT STAYS 40, 42.5, 45, 49 CMS **CR-MO** CR-MO TRIPLE BUTTED **RIMS** - BONTRAGER BCR-1 FRONT, BCR-2 REAR, 32 HOLE, HUBS DEORE XT, SPOKES - ACI BUTTED STAINLESS, TYRES - IRC GEOCLAW 1.9/2.1 **TITANIUM BULLHORN**, RUBBER SLEEVES **ZOOM CR-MO** **DEORE XT SHORTCAGE**, WITH RAPIDFIRE PLUS LEVERS **DEORE XT** LOW PROFILE **DEORE XT** 46 56 26T **12-28T HYPERGLIDE** **VETTA SL**, TUBULAR CR-MO CHASSIS **KALLOY ANODISED ALUMINIUM** **SHIMANO PD-M757** CLIPLESS **TITANIUM SEAT BOLT**, BRAKE PIVOT BOLTS, BOTTLE BOSS BOLTS **11 KILOS**



SIZE	A	B	C	D	E
40	69	71	550	610	42
42.5	70	71	545	614	42
45	71.5	72.5	556	625	42
49	71.5	72.5	583	649	42

SPECIAL PRODUCTS DIVISION · SPECIAL PRODUCTS DIVISION · SPECIAL PRODUCTS DIVISION



OGRE XCE

FRAME 7125 TITANIUM MAIN TUBES, DYNA-DRIVE™ TITANIUM CHAINSTAYS, MANG.-MOLY SEAT STAYS 40, 42.5, 45, 49 CMS **CR-MO** CR-MO TRIPLE BUTTED **RIMS** - BONTRAGER BCR1/2, HUBS - SUNTOUR XC EXPERT, SPOKES - ACI BUTTED STAINLESS, TYRES - IRC GEOCLAW 1.9/2.1 **TITANIUM BULLHORN**, RUBBER SLEEVES **ZOOM CR-MO** **SUNTOUR XCE** WITH THUMBSHIFTERS **DIA COMPE** 987 WITH 557 LEVERS **SUNTOUR XCE MICRO DRIVE** 42.52/20 **11-28T POWER FLO CASSETTE** **B SPD** **VETTA SL**, TUBULAR CR-MO CHASSIS **KALLOY ANODISED ALUMINIUM** **SHIMANO PD-M525** CLIPLESS **TITANIUM SEAT BOLT**, BRAKE PIVOT BOLTS, BOTTLE BOSS BOLTS **11 KILOS**



SIZE	A	B	C	D	E
40	69	71	550	610	42
42.5	70	71	545	614	42
45	71.5	72.5	556	625	42
49	71.5	72.5	583	649	42

£835

DYNA-TECH MTB

DIABLO RS

FRAME 2125 COMP II TITANIUM MAIN TUBES, CR-MO REAR TRIANGLE, TWIN STAYS, 40, 42.5, 45, 49 CMS **FORK** ROCK SHOX MAG 30
WHEELS RIMS - MAVIC M252 ARGENT 32 HOLE; HUBS - SHIMANO M550, SPOKES - STAINLESS; TYRES - CST BLACK 2.1 REAR, 1.95 FRONT
HANDLEBAR TITANIUM, WITH BIO ERGO GRIPS **STEM** CR-MO, TIG WELDED
SEATPOST SHIMANO M550, WITH DX THUMBSHIFTERS **SEAT** DIA-COMPE 986 WITH S55 LEVERS **CRANKSET** SHIMANO M550 46-36-24T, CASSETTE BB **FREEWHEEL** 12-28T HYPERGLIDE CASSETTE **SHOCK** VETTAGEL SHOCK ABSORBER **SEATPOST** DYNA-TECH 4150 CR-MO **HEADSET** DEORE LX, WITH CLIPS AND STRAPS **WEIGHT** 12.4 KILOS

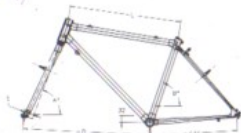
£735.00



DIABLO DX PLUS

FRAME 2125 COMP II TITANIUM MAIN TUBES, CR-MO REAR TRIANGLE, TWIN STAYS, 40, 42.5, 45, 49 CMS **FORK** DYNA-MAX BUTTED MANG-MOLY
WHEELS RIMS - MAVIC M252 ARGENT 32 HOLE; HUBS - DEORE DX; SPOKES - STAINLESS; TYRES - TIOGA MUD DAWG/TRAIL DAWG
HANDLEBAR TITANIUM, WITH GRAB-ON MTN-2 GRIPS AND ALUMINIUM BAR ENDS **STEM** CR-MO, TIG WELDED **SEATPOST** DEORE DX, WITH THUMBSHIFTERS **SEAT** DIA-COMPE 987 WITH S57 LEVERS
CRANKSET DEORE DX 46-36-24T, CASSETTE BB **FREEWHEEL** 12-28T HYPERGLIDE CASSETTE **SHOCK** VETTAGEL SHOCK ABSORBER
SEATPOST DYNA-TECH 4150 CR-MO **HEADSET** DEORE DX WITH CLIPS AND STRAPS **WEIGHT** 12 KILOS

£745.00



SIZE	A*	B*	C	D	E
40	69"	71"	530	610	42
42.5	70"	71"	545	614	42
45	71.5"	72.5"	556	623	42
49	71.5"	72.5"	583	649	42

SPECIAL PRODUCTS DIVISION · SPECIAL PRODUCTS DIVISION · SPECIAL PRODUCTS DIVISION



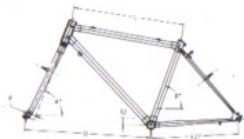
DYNA-TECH MTB



DIABLO PLUS

FRAME 2125 COMP II TITANIUM MAIN TUBES, CR-MO REAR TRIANGLE, TWIN STAYS, 40, 42.5, 45, 49 CMS **HANDLEBAR** SPINNER CR-MO RADIUS BLADE
WHEELS RIMS - MAVIC M232 ARGENT 32 HOLE, HUBS - SHIMANO M550, SPOKES - STAINLESS, TYRES - CST BLACK 2.1 REAR, 1.95 FRONT
DRIVE TITANIUM, WITH ALLOY BAR ENDS **SEAT** CR-MO, TIG WELDED
SHIFTING DEORE DX, WITH DX THUMBSHIFTERS **BRAKES** DIA-COMPE 986 WITH SSS LEVERS **CRANKS** SHIMANO M550 46-56-24T, CASSETTE BB
REAR 12-28T HYPERGLIDE CASSETTE **SHOCK** VETTAGEL SHOCK ABSORBER **SEATPOST** DYNA-TECH 4150 CR-MO **WEIGHTS** DEORE LX, WITH CLIPS AND STRAPS **WEIGHT** 12 KILOS

£550.00



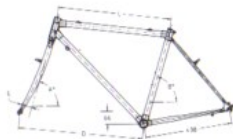
SIZE	A"	B"	C	D	E
40	69"	71"	550	610	42
42.5	70"	71"	543	614	42
45	71.5"	72.5"	556	623	42
49	71.5"	72.5"	583	649	42

SPECIAL PRODUCTS DIVISION · SPECIAL PRODUCTS DIVISION · SPECIAL PRODUCTS DIVISION

DYNA-TECH MTB

XC80

FRAME 2070 HYBRID 45, 48, 51 CMS **CR-MO** SPINNER CR-MO UNICROWN
WHEELS RIMS - MAVIC MACD HARD ANNO. HUBS - DEORE LX;
 SPOKES - STAINLESS; TYRES - TIOGA GREYHOUND 700 X 35C
HANDLEBAR CR-MO WITH ALLOY BAR ENDS **STEM** CR-MO, 20 DEGREE LIFT
HEADSET DEORE DX WITH STI SHIFT CONTROL **HEADSET** SHIMANO LOW
 PROFILE CANTILEVER **CHAINSET** DEORE DX 4B 3B 2B 2T SG BP
REARWHEEL 12-28T HYPERGLIDE CASSETTE **SADDLE** VETTAGEL SHOCK
 ABSORBER **STRAPS** DYNA-TECH 4130 CR-MO **FOOTS** DEORE LX WITH
 TOE CLIPS AND STRAPS **WEIGHT** 11.6 KILOS

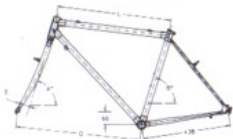


SIZE	A"	B"	C	D	E
45	72"	74"	554	620	50
48	72.5"	74"	569	620	50
51	73"	73"	572	620	50



XC50

FRAME 2070 HYBRID, SLOPING TOP TUBE 45, 48, 51 CMS **CR-MO** SPINNER
 CR-MO UNICROWN **WHEELS** RIMS - ALESA SILVER ANODISED;
 HUBS - SHIMANO Q-R, SPOKES - STAINLESS; TYRES - CST 700 X 38C TRAIL
HANDLEBAR CR-MO **STEM** CR-MO 20 DEGREE LIFT **HEADSET** SHIMANO
 500CX WITH STI SHIFT CONTROL **CHAINSET** SHIMANO LOW PROFILE
 CANTILEVER **REARWHEEL** SHIMANO 500CX 50-40-30T SG **REARWHEEL** 12-28T
 HYPERGLIDE CASSETTE **SADDLE** VETTAGEL SHOCK ABSORBER
STRAPS DYNA-TECH 4130 CR-MO **FOOTS** SHIMANO, WITH TOE CLIPS AND
 STRAPS **WEIGHT** 11.65 KILOS



SIZE	A"	B"	C	D	E
45	72"	74"	554	620	50
48	72.5"	74"	569	620	50
51	73"	73"	572	620	50



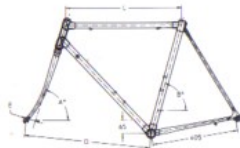
SPECIAL PRODUCTS DIVISION · SPECIAL PRODUCTS DIVISION · SPECIAL PRODUCTS DIVISION



755 Ti

FRAME 2125 TITANIUM MAIN TUBES, MANG-MOLY STAYS, 52, 54.5, 57, 59.5 CMS **BLADES** REYNOLDS MN-MO TAPER GAUGE BLADES, PRECISION CAST CROWN **RIMS** ULTEGRA RIMS - MAVIC OPEN 4CD, HUBS - ULTEGRA; SPOKES - ACI BUTTED STAINLESS; TYRES - MICHELIN HI-LITE COMP 700 X 20C **HANDLEBAR** ITM ITALIA PRO **SHIFT** ITM 400 BLACK **DERAILLEUR** ULTEGRA 16 SPEED, WITH STI INDEX HANDLEBAR SHIFT **FRONT** ULTEGRA **REAR** ULTEGRA, 53/42 **SEATPOST** HYPERGLIDE 12-21T CASSETTE **SEAT** VETTA-LITE LEATHER **SEATPOST** KALLOY ANODISED ALUMINIUM **SEAT BOLT** TITANIUM SEAT BOLT AND BOTTLE BOSS BOLTS **WEIGHT** 9.4 KILOS

SIZE	A"	B"	C	D	E
52	72"	75"	528	584	48
54.5	72"	74"	545	593	48
57	73"	73"	572	602	45
59.5	74"	73"	580	606	42



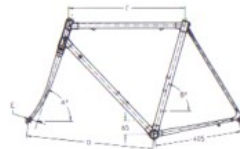
SPECIAL PRODUCTS DIVISION · SPECIAL PRODUCTS DIVISION · SPECIAL PRODUCTS DIVISION



725Ti

FRAME 2125 TITANIUM MAIN TUBES, MANG-MOLY STAYS, 52, 54.5, 57, 59.5 CMS **BLADES** MANG-MOLY BLADES, CAST SLOPING CROWN **RIMS** - MAVIC MA2 ARGENT, HUBS - SHIMANO 105; SPOKES - ACI BUTTED STAINLESS; TYRES - MICHELIN HI-LITE COMP 700 X 20C **HANDLEBAR** ITM ITALIA PRO **SHIFT** ITM 400 BLACK **DERAILLEUR** SHIMANO 105 STI **FRONT** SHIMANO 105 **REAR** SHIMANO 105 53/42 **SEATPOST** 12-25T HG CASSETTE 8 SPD **SEAT** VETTA-LITE LEATHER **SEATPOST** DYNA-TECH 4130 CR-MO **SEAT BOLT** TITANIUM SEAT BOLT AND BOTTLE BOSS BOLTS **WEIGHT** 9.4 KILOS

SIZE	A"	B"	C	D	E
52	72"	75"	528	584	48
54.5	72"	74"	545	593	48
57	73"	73"	572	602	45
59.5	74"	73"	580	606	42



DUE TO THE LARGE VARIETY AND INCOMPATIBILITY OF SYSTEMS, RACE PEDALS ARE NOT SUPPLIED WITH DYNA-TECH 755Ti, 725Ti AND 825Ti MODELS.

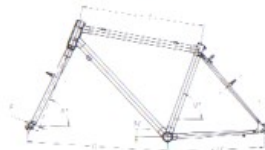
THESE BICYCLES ARE ILLUSTRATED WITH THE NEW DIADORA POWER DRIVE PEDAL SYSTEM, AVAILABLE SEPARATELY AND EXCLUSIVELY IN THE UK THROUGH OUR RALEIGH PARTS AND ACCESSORIES DIVISION. TO CONFORM WITH BRITISH STANDARDS, REFLECTOR PEDALS ARE INCLUDED ON DELIVERY.



M-TRAX 700

4570

FRAME DUAL TECHNOLOGY TITANIUM-CR-MO COMPOSITE 40, 42.5, 45, 49 CMS **FORK** CR-MO RADIUS BLADE **WHEELS** RIMS - MAVIC M242 ARGENT 32 HOLE, HUBS - SHIMANO LX, SPOKES - STAINLESS
HANDLEBAR TITANIUM BULLHORN, RUBBER SLEEVES **SEAT** ZOOM CR-MO
CRANKSET SHIMANO LX, RAPIDFIRE PLUS SHIFTERS, DUAL SIS
BRAKES SHIMANO LX M SYSTEM **CHAINSET** SHIMANO LX 46-36-26
REARWHEEL 12-28T HYPERGLIDE CASSETTE **SEATPOST** VETTA-LITE, GEL
SEATPIN DYNA-TECH 4150 CR-MO **STRAPS** SHIMANO LX WITH CLIPS AND STRAPS **WEIGHT** 12 KILOS = 26.4kg



SIZE	A"	B"	C"	D"	E"
40	69"	71"	530	610	42
42.5	70"	71"	543	614	42
45	71.5"	72.5"	556	623	42
49	71.5"	72.5"	583	649	42

PRODUCTS DIVISION · SPECIAL PRODUCTS DIVISION · SPECIAL PRODUCTS DIVISION



M-TRAX 600

4570

FRAME DUAL TECHNOLOGY TITANIUM-CR-MO COMPOSITE 40, 42.5, 45, 49 CMS **FORK** CR-MO RADIUS BLADE **WHEELS** RIMS - LASER 40 SILVER 32 HOLE, HUBS - SHIMANO QR, SPOKES - STAINLESS, TYRES - CST BLACK 1.9
HANDLEBAR TITANIUM BULLHORN, RUBBER SLEEVES **SEAT** CR-MO
CRANKSET SHIMANO EXAGE ES, RAPIDFIRE PLUS SHIFTERS, DUAL SIS
REARWHEEL SHIMANO EXAGE ES M SYSTEM **CHAINSET** SHIMANO EXAGE ES 46-36-26 **REARWHEEL** 12-28T HYPERGLIDE CASSETTE **SEATPOST** SELLE ITALIA SIERRA **SEATPIN** DYNA-TECH 4150 CR-MO **STRAPS** SR LOW PROFILE WITH CLIPS AND STRAPS **WEIGHT** 12 KILOS **COLOUR** CRAYON DUO-TONE COLOUR

SLL M TRAX 700 FOR GLOME TRY DI TAILS



M-TRAX 500

FRAME DUAL TECHNOLOGY TITANIUM/CR-MO COMPOSITE 40, 42.5, 45, 49 CMS **CR-MO** RADIUS BLADE **WHEELS** RIMS - LASER 40 SILVER 32 HOLE, HUBS - SHIMANO OR, SPOKES - STAINLESS, TYRES - CST BLACK 1.9
HANDLEBAR TITANIUM BULLHORN, RUBBER SLEEVES **CR-MO**
PEDALS SHIMANO EXAGE LT, RAPIDFIRE PLUS SHIFTERS, DUAL SIS
CRANKSET SHIMANO EXAGE LT M SYSTEM **REAR WHEEL** SHIMANO EXAGE LT 46 36 26 **FRONT WHEEL** 12-2BT HYPERGLIDE CASSETTE **SEAT** SELLE ITALIA SIERRA **SEATPOST** DYNA-TECH 4150 CR-MO **SEAT** SR LOW PROFILE WITH CLIPS AND STRAPS **WEIGHT** 12.4 KILOS **COLOUR** DUO TONE

SEE M-TRAX 400 FOR GEOMETRY DETAILS



M-TRAX 400

FRAME DUAL TECHNOLOGY TITANIUM/CR-MO COMPOSITE 40, 42.5, 45, 49 CMS **CR-MO** RADIUS BLADE **WHEELS** RIMS - LASER 40 SILVER 32 HOLE, HUBS - SHIMANO OR, SPOKES - STAINLESS, TYRES - CST BLACK 1.9
HANDLEBAR CR-MO **CRANKSET** SHIMANO ALTUS A10, WITH DX THUMB SHIFTERS **REAR WHEEL** DIA. COMPE 986 WITH S55 LEVERS
FRONT WHEEL SHIMANO ALTUS A10 46-36-26 **REAR WHEEL** 12-2BT HYPERGLIDE CASSETTE **SEAT** SELLE ITALIA SIERRA **SEATPOST** DYNA-TECH 4150 CR-MO **SEAT** SR LOW PROFILE WITH CLIPS AND STRAPS **WEIGHT** 12.5 KILOS



SIZE	A"	B"	C	D	E
40	69"	71"	530	610	42
42.5	70"	71"	545	614	42
45	71.5"	72.5"	556	623	42
49	71.5"	72.5"	583	649	42

SPECIAL PRODUCTS DIVISION · SPECIAL PRODUCTS DIVISION · SPECIAL PRODUCTS DIVISION



R450.00

£399.00



XC60 Ti

FRAME DUAL TECHNOLOGY TITANIUM/CR-MO COMPOSITE 45, 48, 51 CMS
BLADES CR-MO WITH LOW RIDER BOSSES **WHEELS** RIMS - ALESA SILVER ANODISED; HUBS - SHIMANO 400CX; SPOKES - STAINLESS; TYRES - CST 700 X 58C TRAIL **HANDLEBARS** CR-MO **SEATPOST** CR-MO **CHAINSET** SHIMANO 400CX STI **PEDALS** SHIMANO 400CX M-SYSTEM **CHAINRINGS** SHIMANO 400CX 42 52 20 **REARWHEEL** 11-19T HYPERGLIDE CASSETTE

SEATPOST VETTAGEL SHOCK ABSORBER **SEATPIVOT** DYNA-TECH 4130 CR-MO **SEAT** SR LOW PROFILE WITH TOE CLIPS AND STRAPS **WEIGHT** 11.58 KILOS



SIZE	A"	B"	C	D	E
45	72"	74"	554	620	50
48	72.5"	74"	569	620	50
51	73"	75"	572	620	50

AL PRODUCTS DIVISION · SPECIAL PRODUCTS DIVISION · SPECIAL PRODUCTS DIVISION



405 Ti

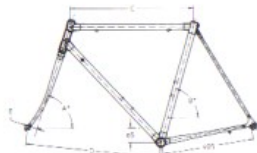
FRAME DUAL TECHNOLOGY TITANIUM/CR-MO COMPOSITE 52, 54.5, 57, 59.5, 62 CMS **BLADES** CR-MO BLADES, CAST SLOPING CROWN **WHEELS** RIMS - ALESA SILVER ANODISED; HUBS - SHIMANO 500EX; SPOKES - ACI BUTTED STAINLESS; TYRES - MICHELIN SELECT 700 X 25C **HANDLEBARS** ITM EUROPA

SEATPOST SR CUSTOM BLACK **CHAINSET** SHIMANO 500EX

CHAINRINGS SHIMANO 500EX DUAL PIVOT **CHAINRINGS** SHIMANO 500EX 52/42

REARWHEEL 13-25T HYPERGLIDE CASSETTE **SEATPOST** SELLE ITALIA SIERRA

SEATPIVOT DYNA-TECH 4130 CR-MO **SEAT** SHIMANO 500EX WITH TOE CLIPS AND STRAPS **WEIGHT** 10.58 KILOS



SIZE	A"	B"	C	D	E
52	72"	75"	528	584	48
54.5	72"	74"	545	593	48
57	73"	73"	572	602	45
59.5	74"	73"	580	606	42
62	74"	72"	595	603	42

RANDONNEUR

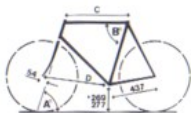
FRAME FULL 531ST TUBE SET, TOURING GEOMETRY, FORGED VERTICAL DROP OUTS **HEAD** FORGED CROWN, 531 BLADES **WHEELS** RIMS - MAVIC MACD, HARD ANODIZED, HUBS - SHIMANO 1055 Q/R, SPOKES - STAINLESS 14 GAUGE, FRONT, 15/14 SINGLE BUTTID REAR, TYRES - MICHELIN SELECT 700 X 28C, REFLECTIVE **HANDLEBARS** ALLOY ENGRAVED RANDONNEUR, 700 X 28C, REFLECTIVE **SEAT** SAKAE FORCE D ALLOY

SHIFTERS SHIMANO SLR CANTILEVER, SHIMANO HOODED LEVER IS

DERAILLEURS SHIMANO DEORI DX **CRANKS** SHIMANO DEORE DX

48-38-28T SC BP **PEDALS** 7 SPEED CASSI TTE 12-28T HC

SEATPOST SLINTOUR CYCLON 7000 **BIKES** BROOKS PROFESSIONAL LEATH R, PRE-SOFTENED, HONEY FINISH **STEM** ALLOY, MICRO ADJUST **REAR CARRIER** FULL MUDGUARDS, FRONT JIM BLACKBURN LOW RIDER CARRIER, REAR JIM BLACKBURN 4-POINT FIXING ALLOY CARRIER, TOE CLIPS AND STRAPS, TWIN BOTTLES, INFLATOR, SPARE SPOKES **SIZES** 51, 54, 57, 60, 64 CM **WEIGHT** 13.4 KILOS



SIZE	cm	A"	B"	C	mm	D	mm
51	71"	74"	536	600			
54	72"	74"	545	604			
57	72"	73"	560	609			
60	72"	72"	575	615			
64	72"	72"	575	615			



ROYAL

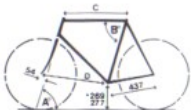
FRAME FULL 531ST TUBE SET, TOURING GEOMETRY, VERTICAL DROP OUTS **HEAD** SLOPING, CROWN, 531 BLADES **WHEELS** RIMS - ALESA HOLLOW SECTION, ANODISED, HUBS - SHIMANO A550 Q/R, SPOKES - STAINLESS 14 GAUGE, TYRES - 700 X 28C, REFLECTIVE **HANDLEBARS** ALLOY ENGRAVED RANDONNEUR, CUSHION TAPE **SEAT** SAKAE CUSTOM LIGHT ALLOY

SHIFTERS SHIMANO CANTILEVER, WEINMANN LEVER IS

DERAILLEURS SHIMANO SIS INDEXED **CRANKS** SHIMANO 48-38-28T SC BP

SEATPOST CASSI TTE 7 SPEED 12-28T HC **STEM** MKS AR-3 TOURING, ALLOY **REAR CARRIER** EVERA CEI **BIKES** ALLOY, MICRO ADJUST

REAR CARRIER FULL MUDGUARDS, ALLOY REAR CARRIER, TOE CLIPS AND STRAPS, INFLATOR **SIZES** 51, 54, 57, 60, 64 CM **WEIGHT** 13.2 KILOS



SIZE	cm	A"	B"	C	mm	D	mm
51	71"	74"	536	600			
54	72"	74"	545	604			
57	72"	73"	560	609			
60	72"	72"	575	615			
64	72"	72"	575	615			



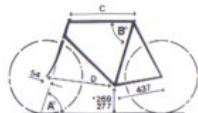
SPECIAL PRODUCTS DIVISION · SPECIAL PRODUCTS DIVISION · SPECIAL PRODUCTS DIVISION



TOURISTE

FRAME 5 TUBES 551 BUTTED, TOURING GEOMETRY **TOP** SLOPING CROWN, HIGH TENSILE BLADES **WHEELS** RIMS - ALESA ALLOY, HOLLOW SECTION; HUBS - SHIMANO Q.R. SPOKES - RUSTLESS 14 GAUGE, TYRES - 700 X 28C REFLECTIVE **HANDLEBAR** ALLOY ENGRAVED RANDONNEUR, CUSHION TAPE **SEAT** SAKAI CUSTOM LIGHT ALLOY **CRANKS** CANTILEVER, WEINMANN LEVERS **PEDALS** SHIMANO SIS INDEXED **SHIFTERS** SHIMANO 4R 5R 2BT 5C BP **REAR WHEEL** CASSETTE 7 SPEED 12 2BT HG **FRONT WHEEL** SAKAI TOURING **SPACERS** LYCRA GEL **STEM** ALLOY, MICRO ADJUST **CONTROLS** FULL MUDGUARDS, ALLOY REAR CARRIER, TOE CLIPS AND STRAPS, INFLATOR **WEIGHTS** 51, 54, 57, 60, 64 CM **WEIGHT** 15.5 KILOS

SIZE cm	A"	B"	C mm	D mm
51	71"	74"	536	600
54	72"	74"	545	604
57	72"	75"	560	609
60	72"	72"	575	615
64	72"	72"	575	615



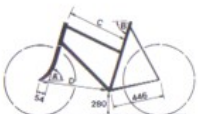
SPECIAL PRODUCTS DIVISION · SPECIAL PRODUCTS DIVISION · SPECIAL PRODUCTS DIVISION



TOURISTE LADY

FRAME 5 TUBES 551 BUTTED, TOURING GEOMETRY **TOP** SLOPING CROWN, HIGH TENSILE BLADES **WHEELS** RIMS - ALESA ALLOY, HOLLOW SECTION; HUBS - SHIMANO Q.R. SPOKES - RUSTLESS 14 GAUGE, TYRES - 700 X 28C REFLECTIVE **HANDLEBAR** ALLOY ENGRAVED RANDONNEUR, CUSHION TAPE **SEAT** SAKAI CUSTOM **CRANKS** SHIMANO CANTILEVER, WEINMANN LEVERS **PEDALS** SHIMANO SIS INDEXED **SHIFTERS** SHIMANO 4R 5R 2BT 5C BP **REAR WHEEL** CASSETTE 7 SPEED 12 2BT HG **FRONT WHEEL** SAKAI TOURING & CLIPS **SPACERS** LYCRA GEL **STEM** ALLOY, MICRO ADJUST **CONTROLS** FULL MUDGUARDS, ALLOY REAR CARRIER, INFLATOR **WEIGHTS** 48, 52, 56 CM **WEIGHT** 15.5 KILOS

SIZE cm	A"	B"	C mm	D mm
56	72"	74"	542	604
52	71"	74"	533	604
48	71"	75"	530	604



CRONOS-MMC

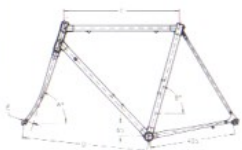
FRAME DYNA-TECH XMT-100 METAL MATRIX MAIN TUBES, 75.5" STAYS
FOKES REYNOLDS 75.3 BLADES, CAST SLOPING CROWN **SIZES** 52, 54, 56, 58,
 60 CMS **WEIGHT** FRAME - 1520 GMS, FORK - 680 GMS

PRO-TITANIUM

FRAME DYNA-II CH 2125 TITANIUM MAIN TUBES, 75.5" STAYS,
 FULL POLISHED AND ANODIZED DUGGLE **FOKES** REYNOLDS 75.3 BLADES,
 CAST SLOPING CROWN **SIZES** 52, 54, 56, 58, 60 CMS
WEIGHT FRAME - 1650 GMS, FORK - 680 GMS

RACL GEOMETRY

SIZE	A"	B"	C	D	E
49	72"	75"	520	579	48
52	72"	75"	528	584	48
54	72"	74"	542	593	48
54.5	72"	74"	545	593	48
56	73"	76"	562	602	45
57	73"	75"	572	602	45
58	73"	73"	575	602	45
59.5	74"	73"	580	606	42
60	74"	73"	582	606	42
62	74"	72"	595	603	42



700 Ti

FRAME DYNA-TECH 2125 TITANIUM MAIN TUBES, REAR TRIANGLE MN-MO
 TAPER GAUGE, FORGED ENDS **FOKES** MN-MO BLADES, FORGED ENDS,
 CAST SLOPING CROWN **SIZES** 49, 52, 54.5, 57, 59.5 CMS
WEIGHT FRAME - 1650 GMS, FORK - 700 GMS

405

FRAME DUAL-TECHNOLOGY TITANIUM-CR-MO COMPOSITE, FORGED ENDS
FOKES CR-MO BLADES, SLOPING CROWN, FORGED ENDS **SIZES** 49, 52, 54.5,
 57, 59.5, 62 CMS **WEIGHT** FRAME - 1800 GMS, FORK - 720 GMS



SPECIAL PRODUCTS DIVISION · SPECIAL PRODUCTS DIVISION · SPECIAL PRODUCTS DIVISION



FRAMESET GUARANTEE

RALEIGH FRAMESETS ARE MANUFACTURED TO THE HIGHEST STANDARDS AND ARE GUARANTEED AGAINST MANUFACTURING OR MATERIAL DEFECTS FOR A PERIOD OF TWELVE MONTHS FROM THE DATE OF PURCHASE. THE GUARANTEE DOES NOT COVER NORMAL WEAR AND TEAR, ALTERATION, ACCIDENT, MISUSE, NEGLIGENCE, IMPROPER MAINTENANCE OR ASSEMBLY OR COMMERCIAL USE. THIS GUARANTEE DOES NOT AFFECT YOUR STATUTORY RIGHTS.



MT3

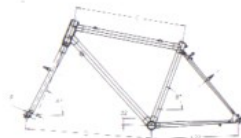
FRAME DYNA-TECH 2125 TITANIUM MAIN TUBES, REAR TRIANGLE CR-MO, FORGED ENDS **FORKS** CR-MO TIG WELDED **SIZES** 40, 42.5, 45, 49 CMS
WEIGHT FRAME - 1930 GMS, FORK - 900 GMS

MT4

FRAME DYNA-TECH 2125 TITANIUM MAIN TUBES, MN-MO SEATSTAYS, DYNA-DRIVE TITANIUM CHAINSTAYS AND DROPOUTS **FORKS** BUTTED CR-MO, TIG WELDED **SIZES** 40, 42.5, 45, 49 CMS **WEIGHT** FRAME - 1690 GMS, FORK - 820 GMS

MOUNTAIN BIKE GEOMETRY

SIZE	A	B*	C	D	E
40	69"	71"	530	610	42
42.5	70"	71"	543	614	42
45	71.5"	72.5"	556	623	42
49	71.5"	72.5"	583	649	42



SPECIAL PRODUCTS DIVISION · SPECIAL PRODUCTS DIVISION · SPECIAL PRODUCTS DIVISION



MT5

FRAME DYNA-TECH XMT-100 METAL MATRIX MAIN TUBES, 'DYNA-DRIVE' TITANIUM CHAINSTAYS AND DROPOUTS, THIN GAUGE MN-MO SEAT STAYS
FORKS NOT SUPPLIED **SIZES** 40, 42.5, 45, 49 CMS
WEIGHT FRAME - 1610 GMS


FRAMESETS - BUILD INFORMATION

HEADSETS MT3-CHRONOS, MMC 25.8MM, 409 22MM, ALL OTHERS 26-ANNI **HEADSETS** NOT SUPPLIED, STEEPIERS ARE LEFT LONG TO ACCOMMODATE HEADSETS OF VARYING HEIGHTS AND SHOULD BE CUT TO SIZE, MTB DIMENSION 1 1/2" X 26 TPI (OVERSIZE), RACE DIMENSION 1" X 24 TPI **SEATPOSTS** ALL BOTTOM BRACKETS ARE 68MM WIDTH, THREADS D 1.57MM DIA X 24 TPI **VALVE CORES** DIMENSION REAR - M18 1.5MM, RACE 1.50MM, FRONT - 100MM



SPECIAL PRODUCTS DIVISION

YOUR DEALER



TRIUMPH ROAD, NOTTINGHAM, ENGLAND

COLOURS PRINTED IN THIS LEAFLET ARE AS NEAR AS POSSIBLE TO THE MANUFACTURED RALEIGH PRODUCT FOR AN ACCURATE COMPARISON. WE RECOMMEND YOU SEE THE ACTUAL PRODUCT ON DISPLAY AT YOUR RALEIGH STOCKIST. DUE TO OUR POLICY OF CONTINUAL IMPROVEMENT, PRODUCT SPECIFICATION AND APPEARANCE MAY CHANGE WHILEST THIS LEAFLET IS STILL IN USE.

DESIGNED AND PRODUCED BY CROSS HILL CONWILL