

(PowerFlo)

Model: CS-AP20-S7 (Code No.47199801)
 Model: CS-AP10-S7 (Code No.47199802)(Code No.47199803)
 Model: CS-AP10-K7 (Code No.47199702)(Code No.47199703)

(AP)

Model: CS-AP00-S8 (Code No.47189801)(Code No.47189802)
 (Code No.47189803)(Code No.47189804)
 Model: CS-AP00-S7 (Code No.47179802)(Code No.47179803)
 Model: CS-AP00-K7 (Code No.47179702)(Code No.47179703)

COMPATIBILITY WITH FREEWHEEL HUBS FOR SUNTOUR PowerFlo & AP



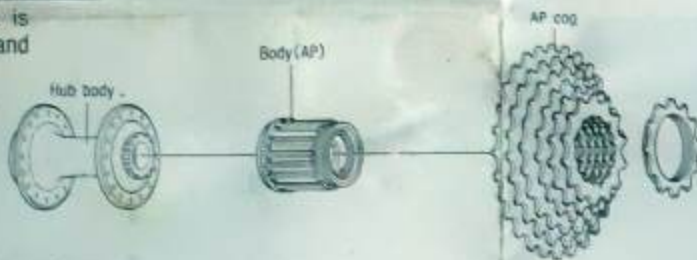
Caution:

- AP cogs are installed with the stamped side toward the low gear. However, PowerFlo should be installed with the stamped side facing toward the top gear.
- Do not use AP and PowerFlo in combination.
- When installing the cog onto a Microlite hub(body), be sure first to extract the press-fitted pin.
- Use the following chains when PowerFlo is in use.
 CH-AP01, CH-AP11, CH-AP15, CH-AP21
 When other chains are used, this would result in chain breakage.

Compatibility with Freewheel Hubs

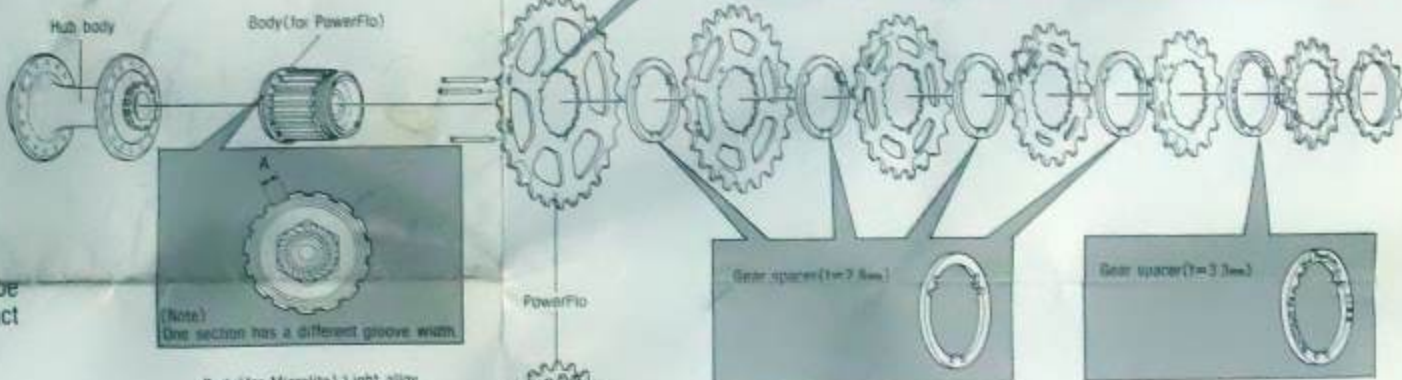
'91 Model Freewheel Hubs

Please note that even though it is possible to use both AP cogs and PowerFlo cogs, in case of PowerFlo cogs it may not be aligned due to the different spline width.



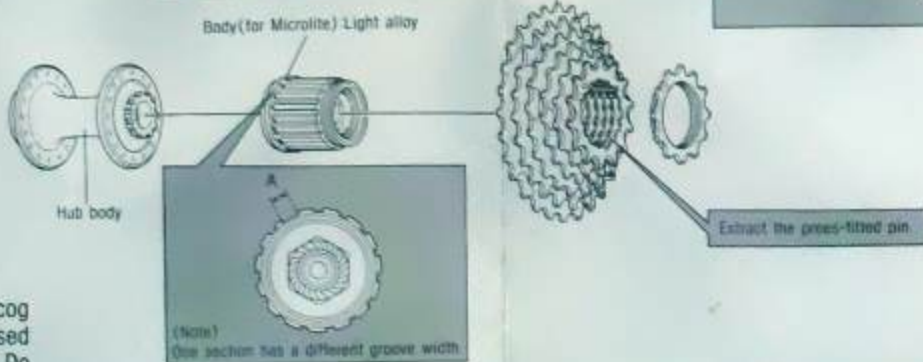
'92 Model Freewheel Hubs

Both AP cogs and PowerFlo can be used. However, for smoother gear changes, PowerFlo are recommended.



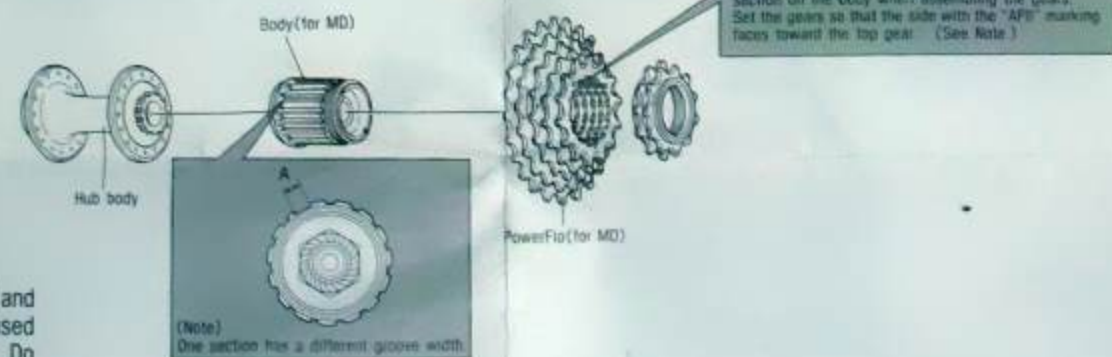
[Microlite]

Both AP cogs and PowerFlo can be used. However, be sure to extract the press-fitted pin before use.



[MD]

The MD freewheel hub(body) and cog are a set and should only be used together, as originally supplied. Do not attempt to use them separately.



[8-Speed]

The 8-Speed freewheel hub(body) and cog are a set and should only be used together, as originally supplied. Do not attempt to use them separately.



(Note)
 Depending on the lot of manufacture, some products will have narrower grooves on the body and a narrower spline width at the "A" section (conventional type).