

Superior design, clean styling



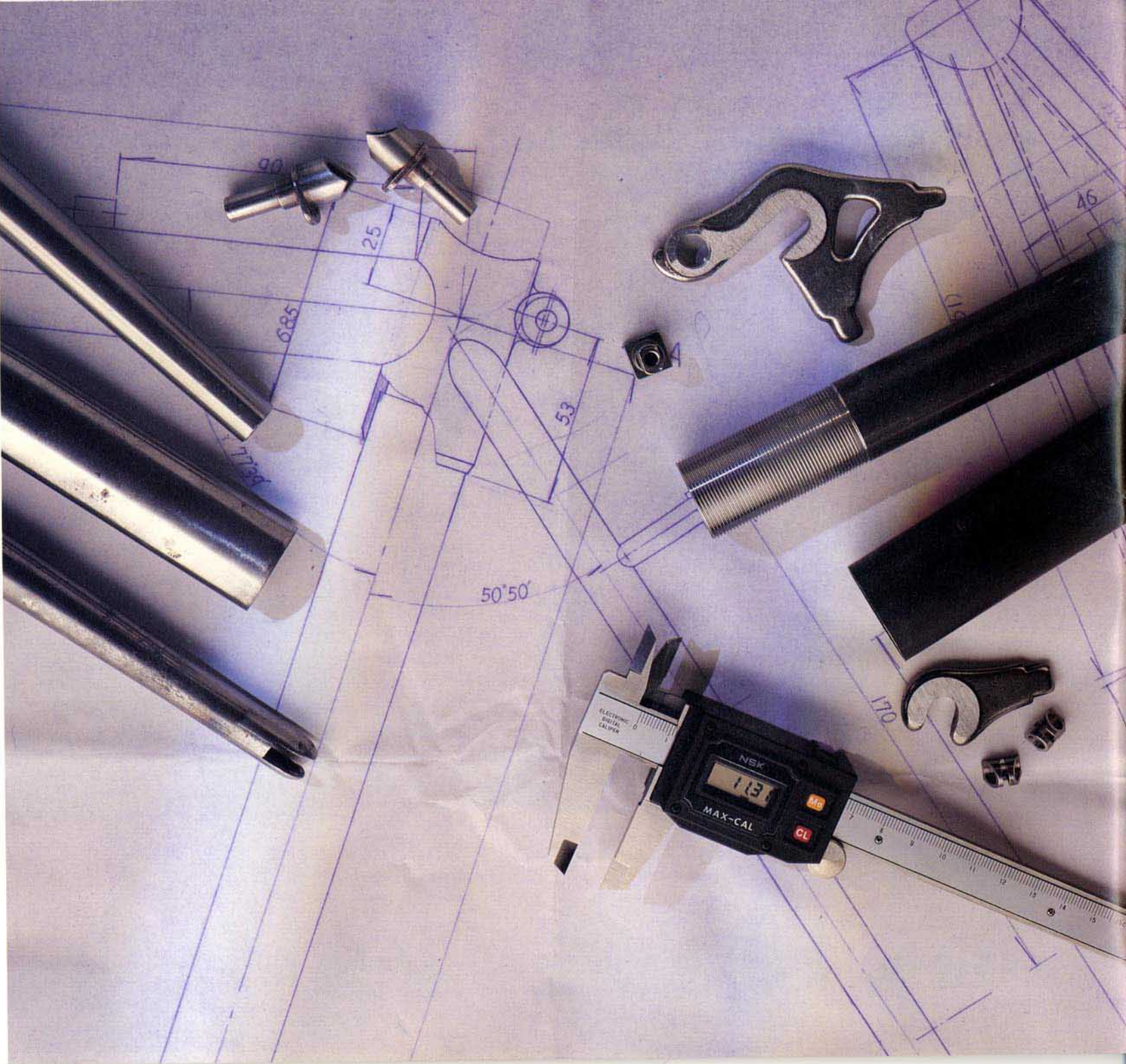
and superb craftsmanship...



...Ridgeback, bikes for the nineties!

Ridgeback -

Advanced geometry,
meticulous attention
to detail and a total
commitment to
quality.



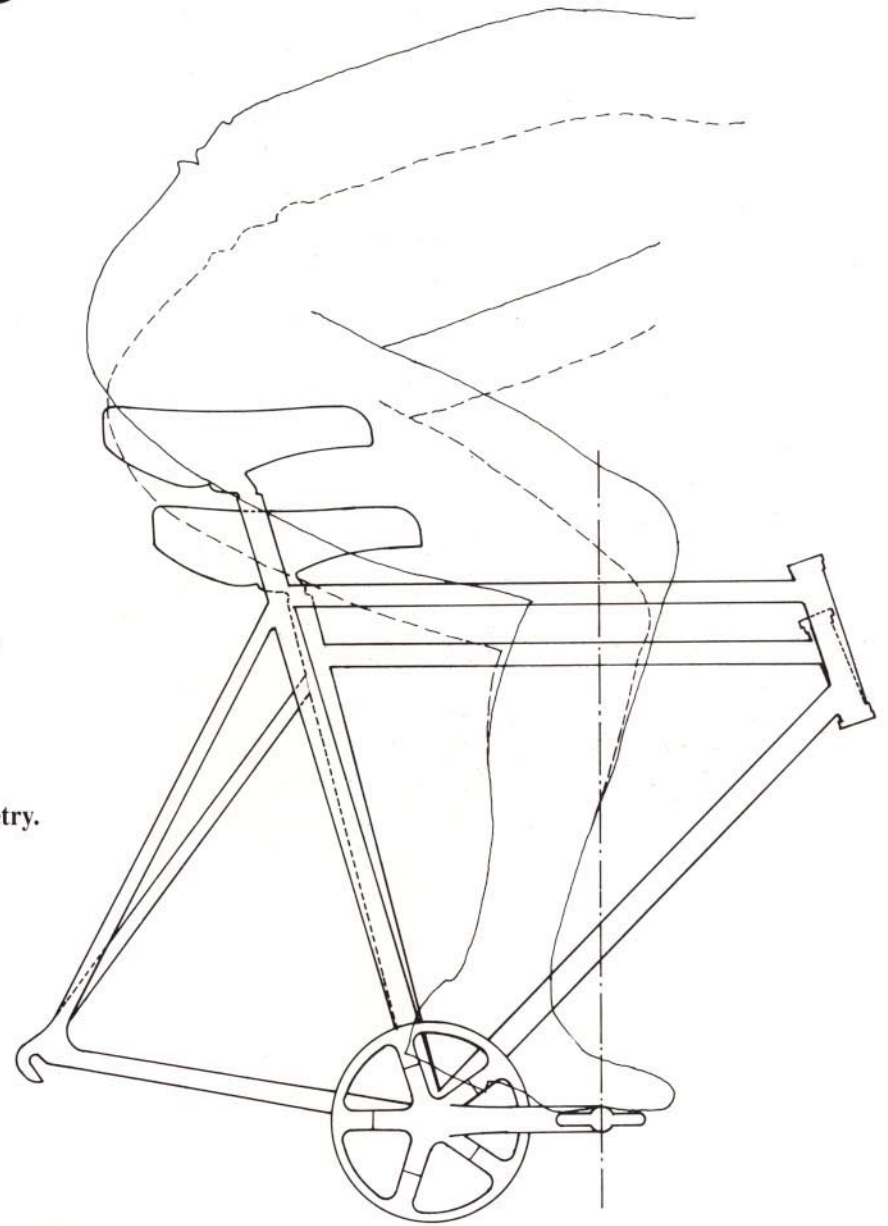
Why do Ridgebacks ride so well?

The answer is simple

...Proportional Geometry.

Head and seat angles precisely recalculated for each frame size to provide 'custom fit' quality. Larger riders require a shallower seat angle to maintain correct 'knee over pedal' riding position and use a steeper head angle for sharper handling. Smaller riders need a steeper seat tube combined with a shallower head angle to achieve the same optimum pedalling efficiency. Look for Proportional Geometry.

Whatever your height, you can be sure of the best fit, and a great ride.





Ridgeback PowerFork RS3™ uses progressive fluid damping to **absorb the shock and vibration** of rugged off-road terrain. Progressive damping automatically adjusts the forks compression rate depending on the velocity and impact, offering **greater control** and a significant **reduction in rider fatigue**.

An adjustable pressurised air spring allows custom tuning of the pre-load to suit varying terrain. Designed by the team who provide Yamaha, Kawasaki and Honda with race winning suspension, Ridgeback PowerForks™ will **transform the way you ride your mountain bike**. Also available PowerFork RS2™ - rapid response suspension without the adjustability and fluid damping of the RS3™.



RS3™ Inflation pump and pressure gauge.

Differences that

Tange Cro-Mo frames for faster, lighter, stronger bikes. Lifetime guarantee.



Maximum component performance - full Shimano groupsets.



Rigid forged alloy hanger for enhanced brake feel and easy cable adjustments.



Responsive handling - continuous radius, oval section fork blades.

make a difference

Durable water sealed headsets packed with Finish Line Teflon grease.



Total reliability - Shimano sealed cartridge bottom brackets.



Low friction Shimano cable guide ensures continuous smooth gear shift function.



Ritchey True grips for comfortable control.

Tange Cro-Mo seat tubes for perfect seat Q/R performance time after time...

... Outer butted for low weight and clean appearance.

Eight stage anti-corrosion treatment followed by electro-static painting and a tough clear coat for a long lasting, durable finish.



COMP series

Rock solid descents, ridges,
roots and ruts... take them all
in your stride. PowerFork™
suspension offers increased
stability and control to
maintain momentum that
would dump a bike with rigid
forks. Responsive competition
geometry, full spec Shimano
groupsets and meticulous
attention to detail.
Competition series
Ridgebacks are built to be
pushed to the limit.

Serious bikes for serious fun!



RIDGEBACK

Frame - Full Tange double butted Cro-Mo Oversize. **Fork** - PowerFork RS2™. **Groupset** - Shimano Deore LX with DX Rapid Fire shifters. **Wheels** - Deore LX w/Araya CV-7 concave rims, Ritchey Megabite tyres. **Features** - Brahma Steerhorn bars, Gel saddle w/brass rivets. **Weight** - 29lb for 17.5". **Sizes** - 17.5, 19, 20.5 inches. **Colour** - Steel Blue pearl. **Price** - £599.95



Full oversize Tange tubes.



705RS

Totally loaded!
Comp geometry,
PowerFork RS2™
suspension plus DX
2-finger STI. This is
fast mountain biking.

706RS

Aluminium frame,
custom adjustable
PowerFork RS3™
suspension and
Deore XT Rapid
Fire Plus put you in
total control. Racing
or messing, it's hot!



Deore XT Rapide Fire Plus shifting.



Frame - 7005 series T6 heat treated aluminium w/square section c/stays. **Fork** - PowerFork RS3™ **Groupset** - Shimano Deore DX with XT Rapid Fire Plus. **Wheels** - Deore DX w/Araya CV-7 rims, Ritchey Z Max tyres. **Features** - Brahma Steerhorn bars, Leather saddle w/brass rivets. **Weight** - 27.5 lb for 17.5". **Sizes** - 17, 19 inches. **Colour** - Black Diamond. **Price** - £899.95

RIDGEBACK

Frame - 7005 series T6 heat treated aluminium w/square section c/stays. **Fork** - PowerFork RS3™. **Groupset** - Shimano XTR 24-speed Rapid Fire Plus. **Wheels** - XTR w/Araya RM-20 rims, Ritchey Z Max tyres. **Features** - Shimano Deore XT SPD clipless pedals. **Weight** - 26.5 lb for 17.5". **Sizes** - 17, 19 inches. **Colour** - Polished. **Price** - £1595.00



Maximum performance - Shimano XTR.



707RS


A very light, fast
mountain bike ...
time to get
serious!

MTB series

Lightweight Cro-Mo frames provide maximum energy transfer with off-road geometry for fast acceleration, great hill climbing and a smooth comfortable ride. Full spec Shimano componentry and versatile all-terrain tyres ensure total rider control whatever the conditions.

Go, go...

...go!



RIDGEBACK

Frame - Tange Cro-Mo Oversize. **Transmission** - Shimano 100GS STI Rapid Fire shifting with 28/38/48 Biopace SG chainrings and 7-speed Hyperglide cassette. **Wheels** - Shimano Q/R w/Araya alloy rims, 26x1.9" centre ridge knobbie tyres. **Sizes** - 15.5, 17.5, 19, 20.5 inches.

Colour - Midnight. **Price** - £269.95



Lightweight Cro Mo frame.



602GS

Excellent handling and ride quality with many specification details only found on top competition models.

603GS

Genuine Ridgeback performance, on- or off-road. Strong and reliable. Truly an all-terrain bicycle.



Smooth pedalling biopace chainset.



Frame - Tange Cro-Mo Oversize. **Transmission** - Shimano 200GS STI with 28/38/48 Biopace SG chainrings and 7-speed Hyperglide cassette. **Wheels** - Shimano Q/R w/Araya alloy rims, 26x1.9" centre ridge knobbie tyres. **Features** - Polished satin bar and stem w/Ritchey True grips. **Sizes** - 14, 15.5, 17.5, 19, 20.5 inches. **Colour** - Blue pearl. **Price** £329.95

RIDGEBACK

Frame - Full Tange double butted Cro-Mo Oversize. **Groupset** - Shimano 500LX STI, 24/36/46 round SG chainrings and low profile SLR brakes.
Wheels - Shimano 500LX w/Araya VP-20 rims, 26x1.9" centre ridge knobbie tyres. **Features** - Polished satin bar and stem w/Ritchey True grips.
Sizes - 15.5, 17.5, 19, 20.5 inches. **Colour** - Burgundy pearl. **Price** - £439.95



Low profile Shimano SLR braking power.



605LX

Moves mountains.
All the strength to
handle real rough
terrain adventures.
Great performance
and value.

TRAIL series

Lighter for a quick responsive ride, the Romany Trail Ridgebacks are built for speed, comfort and durability. Heads up riding position with smooth easy shifting. Strong enough to handle rough trail riding yet retaining the lightweight manoeuvrability of a road bike. Around town or on the trail these bikes are built for having a good time.

Fun, fitness and freedom.

RIDGEBACK



Frame - Tange Cro-Mo. **Transmission** - Shimano 100GS STI Rapid Fire shifting with Biopace SG chainrings and 7-speed Hyperglide cassette.
Wheels - Shimano Q/R w/Araya alloy rims, 700x38c low rolling tyres. **Features** - Double mudguard eyes on fork. **Sizes** - 15.5, 17, 19, 21 inches.
Colour - Sky pearl. **Price** - £269.95



Easy shifting Shimano STI gears.



501 TRAIL

With a lightweight frame and 21 'easy shift' Shimano gears you stay relaxed and in control, on-road or on the trail.

502 TRAIL

Smooth performance
and maximum
comfort with the
durability of a
mountain bike and
the speed of a road
bike.



Comfortable 'heads up' riding position.



Frame - Tange Cro-Mo. **Transmission** - Shimano 200CX STI with 28/38/48 Biopace SG chainrings and 7-speed Hyperglide cassette.

Wheels - Shimano Q/R w/Araya alloy rims, 700x38c Trail tyres. **Features** - Reflective sidewall tyres, Double eyes on fork. **Sizes** - 15.5, 17, 19, 21 inches. **Colour** - Black pearl. **Price** - £329.95

RIDGEBACK

Frame - Full Tange double butted Cro-Mo. **Groupset** - Shimano Deore LX with DX Rapid Fire shifters. **Wheels** - Deore LX w/Araya VX-300 rims, 700x38c Trail tyres. **Features** - Reflective sidewall tyres, Blackburn Lowrider bosses (not shown) and double eyes on fork. **Sizes** - 17, 19, 21 inches. **Colour** - Graphite pearl. **Price** - £499.95



Be safe, be seen - reflective sidewall tyres.



503 TRAIL

Lively Cro-Mo frame with Shimano Deore LX and DX componentry. Fast, responsive and comfortable for the way you like to ride.

504LX

Touring, the classic cycling pleasure - and having the right bike is essential.

Increased stability when carrying heavy loads and a superb combination of performance, handling and comfort make the 504 the first choice for those serious about quality touring.



Frame - Tange Tourist double butted Cro-Mo. **Groupset** - Shimano Deore LX. **Wheels** - Deore LX w/Araya VX-300 rims, Avocet Cross tyres 700x35c. **Features** - Blackburn Lowrider bosses and double eyes on fork. **Sizes** - 19, 21, 23 inches. **Colour** - Marine pearl. **Price** - £499.95

RIDGEBACK

Frame - Tange Infinity thin wall Cro-Mo. **Groupset** - Shimano RX-100 14-speed SIS. **Wheels** - RX-100 w/Araya SS-45 hard anodised rims, 700x25c tyres. **Features** - Internal rear brake cable routing. **Sizes** - 21, 22, 23 inches. **Colour** - Silver pearl. **Price** - £425.00



RX100

Rigid, lightweight and responsive, the Rapide RX-100 is built to perform.

Whether you want to race, train or just keep fit, this thoroughbred road bike provides the optimum blend of light weight and strength. Fully Shimano equipped for total reliability the RX-100 will give you the competitive edge.

Spare parts service.

Ridgeback bicycles are available only through authorised Ridgeback dealers.

Your authorised Ridgeback dealer offers knowledgeable advice and help as well as providing first class after sales service. They also offer a

unique and highly comprehensive instant despatch spares service.

Ridgeback policy is to

hold all spares in stock.



	501 TRAIL	502 TRAIL	503 TRAIL	504LX	602GS	603GS
FRAME	Tange Cro Mo Front triangle Outer butted seat tube	Tange Cro Mo Front triangle Outer butted seat tube	Tange Double Butted Cro Mo Front triangle, Cro Mo stays. Outer butted seat tube	Tange Double Butted Cro Mo Front triangle, Cro Mo stays. Outer butted seat tube	Tange Cro Mo Front triangle Outer Butted Seat tube	Tange Cro Mo Oversize Front triangle Outer Butted Seat tube
BRAZINGS	Double eyes, carrier bosses, 1 set water bottle mounts	Double eyes, carrier bosses, 1 set water bottle mounts	Double eyes, carrier bosses, 2 sets water bottle mounts	Double eyes, carrier bosses, 2 sets water bottle mounts, pump peg on h/t	Double eyes, carrier bosses, 1 set water bottle mounts	Double eyes, carrier bosses, 1 set water bottle mounts
FORK	Uncrown with light- weight oval section blades	Uncrown with Cro Mo oval section blades	All Cro Mo Uncrown w/light weight steerer and oval section blades	All Cro Mo Uncrown w/light weight steerer and oval section blades	Uncrown with o/size light- weight oval section blades	Uncrown with o/size Cro Mo oval section blades
BRAZINGS	Double eyes	Double eyes	Double eyes, Blackburn Lowrider bosses	Double eyes, Blackburn Lowrider bosses	Mudguard eyes	Mudguard eyes
HEADSET	Steel water sealed- packed w/Finish Line Teflon grease	Steel water sealed- packed w/Finish Line Teflon grease	Steel water sealed- packed w/Finish Line Teflon grease	Steel water sealed- packed w/Finish Line Teflon grease	Steel water sealed- packed w/Finish Line Teflon grease	Oversize, water sealed- packed w/Finish Line Teflon grease
HANDLEBAR STEM GRIPS/TAPE	Straight MTB 540mm Light weight Cro Mo Anatomic Kraton rubber	Straight MTB 540mm Light weight Cro Mo Anatomic Kraton rubber	Cro Mo 5 degree bend 540mm Light weight Cro Mo Rithey True Grip	SR Anatomic Alloy 410mm Alloy Anodised Cushion Tape w/Stainless plug	Straight MTB 540mm Light weight Cro Mo Anatomic Kraton rubber	Straight MTB 540mm Polished Satin Cro Mo, Polished Satin Rithey True Grip
CHAINWHEEL	Shimano FC-M100 28/38/48 Biopace 170mm	Shimano FC-M202 CX 28/38/48 Biopace 170mm	Shimano FC-M550 SG 24/36/46 Round 175mm	Shimano FC-M550 SG 24/36/46 Round 175mm	Shimano FC-M100 SG 28/38/48 Biopace 170mm	Shimano FC-M202 SG 28/38/48 Biopace 170mm
BB SET CABLE GUIDE REAR DERAILLEUR FRONT DERAILLEUR	Shimano Sealed Cartridge Shimano SM-SP25 Shimano RD-M100GS Shimano FD-M100	Shimano Sealed Cartridge Shimano SM-SP25 Shimano RD-M200SGS CX Shimano FD-M202 CX	Shimano Sealed Cartridge Shimano SM-SP25 Shimano RD-M550SGS Shimano FD-M550	Shimano Sealed Cartridge Shimano SM-SP25 Shimano RD-M550SGS Shimano FD-M550	Shimano Sealed Cartridge Shimano SM-SP25 Shimano RD-M100GS Shimano FD-M100	Shimano Sealed Cartridge Shimano SM-SP25 Shimano RD-M200SGS Shimano FD-M201
SHIFTERS CHAIN FREEWHEEL	Shimano ST-M010 Rapid Fire Shimano CN-UG50 Shimano CS-HG50 13/28 7-Spd	Shimano ST-M020 CX Rapid Fire Shimano CN-UG50 Shimano CS-HG50 13/30 7 Speed	Shimano ST-M071 DX Rapid Fire Shimano CN-HG70 Shimano CS-HG70 12/28 7 Speed	Shimano SL-A500 7 Speed Shimano CN-HG70 Shimano CS-HG70 12/28 7 Speed	Shimano ST-M010 Rapid Fire Shimano CN-UG50 Shimano CS-HG50 13/28 7 Speed	Shimano ST-M020 Rapid Fire Shimano CN-UG50 Shimano CS-HG50 13/30 7 Speed
PEDALS TOE CLIPS / STRAPS	Nylon Trail w/reflector N/A	Nylon, Cro Mo axle, w/reflector Nylon Clips / Straps	Low profile Steel, w/Cro Mo axle Nylon Clips / Straps	Low profile Steel, w/Cro Mo axle Nylon Clips / Straps	Nylon MTB w/reflector Nylon MTB Clips / Straps	Nylon, Cro Mo axle, w/reflector Nylon MTB Clips / Straps
BRAKES FRONT HANGER BRAKE LEVERS	Shimano BR-M100 low profile Forged Alloy Black Shimano BL-M101 Short type	Shimano BR-M200 CX low profile Forged Alloy Black Shimano BL-M201 CX Short type	Shimano BR-M650 DX low profile Forged Alloy Black Shimano ST-M071 DX 2 Finger	Shimano BR-M650 DX low profile Forged Alloy Silver Shimano BL-A500 Aero type	Shimano BR-M100 low profile Forged Alloy Black Shimano BL-M101 Short type	Shimano BR-M201 low profile Forged Alloy Black Shimano BL-M201 Short type
HUBS RIMS SPOKES TYRES	Shimano Alloy Q/R Araya SP-20 700c 36H Rustless 14G 700x38c Trail black sidewall w/Reflective sidewall	Shimano Alloy Q/R Araya SP-20 700c 36H Rustless 14G 700x38c Trail black w/Reflective sidewall	Shimano HB-M550 Q/R 32H Araya VX-300 Concave 700c 32H Stainless 14G 700x38c Trail black	Shimano HB-M550 Q/R 32H Araya VX-300 Concave 700c 32H Stainless 14G Avocet Cross 700x35c w/Black sidewall	Shimano Alloy Q/R Araya MP-22 26x1.5" 36H Rustless 14G 26x1.9" 'centre ridge' w/Black sidewall	Shimano Alloy Q/R Araya MP-22 26x1.5" 36H Rustless 14G 26x1.9" 'centre ridge' w/Black sidewall
SADDLE SEAT POST SEAT BOLT	Ridgeback Comfort Trail Black 300mm 26.4mm Cro Mo Black	Ridgeback Comfort Trail Black 300mm 26.4mm Cro Mo Black	Ridgeback Comfort Trail Kalloy Hard Anodised Alloy 350mm 26.4mm Kalloy Alloy/Cro Mo Black	Cowhide Leather Touring Kalloy Alloy 220mm 26.4mm Cro Mo Allen key type	Ridgeback Comfort MTB Black 300mm 26.4mm Cro Mo Black	Ridgeback Comfort MTB Cro Mo 350mm 26.4mm Kalloy Alloy/Cro Mo Black
EXTRAS	Touch up paint Sachet of Finish Line Century Lube	Touch up paint Sachet of Finish Line Century Lube	Touch up paint Sachet of Finish Line Century Lube	Chromo Plastic Mudguards w/Stainless stays Touch up paint Sachet of Finish Line Century Lube	Touch up paint Sachet of Finish Line Century Lube	Touch up paint Sachet of Finish Line Century Lube
COLOUR SIZES	Sky pearl 15.5" 17" 19" 21"	Black pearl 15.5" 17" 19" 21"	Graphite pearl 17" 19" 21"	Marine pearl 19" 21" 23"	Midnight 15.5" 17.5" 19" 20.5"	Blue pearl 14" 15.5" 17.5" 19" 20.5"
RRP	£269.95	£329.95	£499.95	£499.95	£269.95	£329.95

RIDGEBACK

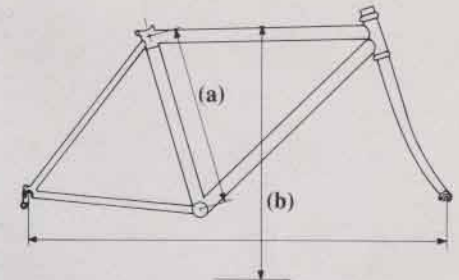
605LX	705RS	706RS	707RS	RX-100	MODEL
Tange D/B Cro Mo Oversize Front triangle, Cro Mo stays. Outer Butted Seat tube Double eyes, carrier bosses, 1 sel water bottle mounts Unicrown with o/size Cro Mo oval section blades Mudguard eyes	Tange D/B Cro Mo Oversize Front triangle, Cro Mo stays. Outer Butted Seat tube 2 sets water bottle mounts PowerFork RS2™ Suspension	Super light heat treated 7005 series Aluminium Square section chainstays 2 sets water bottle mounts Powerfork RS3™ Fully Adjustable Suspension	Super light heat treated 7005 series Aluminium Square section chainstays 2 sets water bottle mounts Powerfork RS3™ Fully Adjustable Suspension	Tange Infinity Double Butted Cro Mo Outer Butted Seat tube Internal brake cable on T/T 2 sets water bottle mounts Pump peg on h/t All Cro Mo Unicrown w/light weight steerer and oval section blades	FRAME BRAZINGS FORK BRAZINGS
Oversize, water sealed- packed w/Finish Line Teflon grease Cro Mo 540mm Polished Satin Cro Mo, Polished Satin Ritchey True Grip	Steel water sealed- packed w/Finish Line Teflon grease Brahma Steerhorn Alloy 560mm Light weight Cro Mo Brahma Grip	Steel water sealed- packed w/Finish Line Teflon grease Brahma Steerhorn Alloy 560mm Light weight Cro Mo Brahma Grip	Shimano HP-M900 packed w/Finish Line Teflon grease Brahma Steerhorn Alloy 560mm 7005 series Aluminium Brahma Grip	Shimano HP-R500- packed w/Finish Line Teflon grease SR Anatomic Alloy 410mm Alloy Anodised Cushion Tape w/Stainless plug	HEADSET HANDLEBAR STEM GRIPS/TAPE
Shimano FC-M500 SG 24/36/46 Round 175mm Shimano Sealed Cartridge Shimano SM-SP25 Shimano RD-M500SGS Shimano FD-M500 Shimano ST-M050 Rapid Fire Shimano CN-HG50 Shimano CS-HG50 12/28 7 Speed	Shimano FC-M550 SG 24/36/46 Round 175mm Shimano Sealed Cartridge Shimano SM-SP25 Shimano RD-M550SGS Shimano FD-M550 Shimano ST-M071 DX Rapid Fire Shimano CN-HG70 Shimano CS-HG70 12/28 7 Speed	Shimano FC-MT60 SG 24/36/46 Round 175mm Shimano Sealed Cartridge Shimano SM-SP25 Shimano RD-M650SGS Shimano FD-M650 Shimano ST-M095 XT Rapid Fire Plus Shimano CN-HG70 Shimano CS-HG70 12/28 7 Speed	Shimano FC-M900 NFS 24/36/46 Round 175mm Shimano BB-UN90 Shimano SM-SP25 Shimano RD-M900 Shimano FD-M900 Shimano ST-M900 Rapid Fire Plus Shimano CN-7401 Shimano CS-M900 12/28 8 Speed	Shimano FC-A550 42/52 Round 170mm Shimano Sealed Cartridge Shimano SM-SP25 Shimano RD-A550 Shimano FD-A550 Shimano SL-A550 7 Speed Shimano CN-HG70 Shimano CS-HG70 13/23 7 Speed	CHAINWHEEL BB SET CABLE GUIDE REAR DERAILEUR FRONT DERAILEUR SHIFTERS CHAIN FREEWHEEL
Low profile Steel, w/Cro Mo axle, Nylon MTB Clips / Straps	Low profile Steel, w/Cro Mo axle Nylon MTB Clips / Straps	Shimano PD-M650 Shimano Clips / Straps	Shimano PD-M737 SPD N.A	Shimano PD-A550 Shimano Clips / Straps	PEDALS TOE CLIPS / STRAPS
Shimano BR-M501 low profile Forged Alloy Black Shimano ST-M050 Short type	Shimano BR-M650 DX low profile N/A Shimano ST-M071 DX 2 Finger	Shimano BR-M650 DX low profile N/A Shimano ST-M095 XT 2 Finger	Shimano BR-M900 compact low profile N/A Shimano ST-M900 2 Finger	Shimano BR-A550 Dual pivot R49mm N/A Shimano BL-A550 Aero type	BRAKES FRONT HANGER BRAKE LEVERS
Shimano FH-HG/RM50 Q/R Araya VP-20 26x1.5" 36H Rustless 14G 26x1.8" 'centre ridge' w/Black sidewall	Shimano HB-M550 Q/R 32H Araya CV-7 Concave 26x1.5" 32H Stainless 14G Ritchey Megabite 26x2.10" w/Black sidewall	Shimano HB-M650 Q/R 32H Araya CV-7 Concave 26x1.5" 32H Stainless 14G Ritchey Z-Max 26x2.10" w/Black sidewall	Shimano HB-M900 Q/R 32H Araya RM-20 26x1.5" 32H Stainless 14G Ritchey Z-Max 26x2.10" w/Black sidewall	Shimano HB-A550 Q/R 36H Araya SS-45 Hard Anodised 700c 32H Stainless 14G 700x25c Triathlon	HUBS RIMS SPOKES TYRES
Ridgeback Comfort MTB Kalloy Hard Anodised Alloy 350mm 29.6mm Kalloy Alloy/Cro Mo Black	Racing w/Gel and brass rivets Kalloy Hard Anodised Alloy 350mm 29.6mm Kalloy Alloy/Cro Mo Black	Racing Leather w/Brass rivets Kalloy Hard Anodised Alloy 350mm 31.6mm Kalloy Alloy/Cro Mo Black	Racing Leather w/Gel and Brass rivets Kalloy Hard Anodised Alloy 350mm 31.6mm Kalloy Alloy/Cro Mo Black	Racing w/Brass rivets Kalloy Alloy 220mm 26.4mm Cro Mo Allen key type	SADDLE SEAT POST SEAT BOLT
Touch up paint Sachet of Finish Line Century Lube	Touch up paint Sachet of Finish Line Century Lube	PowerFork™ Pump w/Pressure gauge Touch up paint Sachet of Finish Line Century Lube	PowerFork™ Pump w/Pressure gauge Touch up paint Sachet of Finish Line Century Lube	Touch up paint Sachet of Finish Line Century Lube	EXTRA
Burgundy pearl 15.5" 17.5" 19" 20.5"	Steel Blue pearl 17.5" 19" 20.5"	Black Diamond 17" 19"	Polished 17" 19"	Silver pearl 21" 22" 23"	COLOUR SIZES
£439.95	£599.95	£899.95	£1595.00	£425.00	RRP

Ridgeback, 4 Horseshoe Close, London NW2 7JJ

Specification subject to change without notice. Please note all 14" and 15.5" models have only one set of waterbottle mounts.

Frame sizing.

Ridgeback frame sizes are measured from the centre of the top tube to the centre of the bottom bracket (a). Standover height (b) is the distance from the top tube to the ground.



Model	Standover height (")				
602/3	27.5	28.5	30	31	32
605/705		29.5	31	32	33
Frame size	14"	15.5"	17.5"	19"	20.5"

Model	Standover height (")			
706/707		30	31	
501/2/3	29	29.5	31	32.5
Frame size	15.5"	17"	19"	21"

For a comfortable and efficient riding position, deduct 1" - 4" from your inside leg measurement to arrive at a safe 'Standover height'.

eg: model 706 ... inside leg 33.5" ... less 3.5" = 17" frame size.

The more you deduct, the smaller the frame size result, which will give greater manoeuvrability in off-road conditions.