

WHEELER®



ALUMINUM

9900



7700



3900

| | 9900 | 7700 | 3900 |
|---------------|---|--|---|
| AUSSTATTUNG | SHIMANO DEORE XT STI 21 sp | SHIMANO DEORE DX STI 21 sp | SHIMANO 300LX STI |
| RAHMEN | ALUMINUM 7000 "Box stays", O.S. Tubing | ALUMINUM 7000, O.S. Tubing "Box Chain Stays" | ALUMINUM Oversize Sloping |
| GABEL | RESPONSE/TANGE O.S. Cr-Mo CP | RESPONSE/TANGE O.S., Even Radius Blades | Oversize 1 1/8" Blade |
| SCHALTGRUPPE | DEORE XT STI, Rapid Fire | DEORE DX STI, Rapid Fire | 300LX STI, Rapid Fire |
| TRETLAGER | DEORE XT 46/36/24T Round, SUPERGLIDE | DEORE DX 46/36/24T Round, SUPERGLIDE | 300LX 48/36/28T, 170mm SUPERGLIDE |
| ZAHNKRANZ | HYPERGLIDE 13-30T, 7s | HYPERGLIDE 13-30T, 7s | Cassette 12-28T Hyperglide |
| PEDALE | DEORE XT Super Low Profile, Clips/Straps | WHEELER "Comp" Alloy, Clips/Straps | Resin monoblock, Cr-Mo spindle |
| NABEN | DEORE XT | DEORE DX | SHIMANO Qr. |
| FELGEN | ARAYA RM-17, Super Hard Anodized, 36H | ARAYA CV-7, Anodized, 36H | ALUMINUM, BLACK (Japan) |
| BEREIFUNG | WHEELER "Mud Master" 26x2.00" | WHEELER "Mud Master" 26x2.00" | MTB SKINWALL 26x1.95 |
| SPEICHEN | Stainless | Stainless | Stainless |
| BREMSEN | DEORE XT F/Canti, R/U-Brake, 2 finger lever | DEORE DX Low Profile Canti, 2 finger lever | SHIMANO canti 3 finger levers |
| STEUERSATZ | WHEELER "Ultra Steer" Oversize Alloy | WHEELER "Ultra Steer" Oversize Alloy 28.6mm | Oversized Steel, Off-road type Cr-mo 6 deg. |
| LENKERBUEGEL | WHEELER "Super Light" Special Alloy 560mm | WHEELER "Super Light" Special Alloy 560mm | Cr-mo |
| LENKERVORBAU | ALUTRAX Alloy Superlight T.I.G. | ULTRAX Cr-Mo oversize T.I.G. | Cr-Mo oversize |
| LENKERGRIFFE | WHEELER Control Grips | WHEELER Control Grips | PVC |
| SATTEL | SCHNEIDER Leather, Orthopaedic design | WHEELER "Classic" Emerald Anatomic | VISCOUNT EMERALD GEL |
| SATTELSTUETZE | ALUTRAX Super Light Alloy 300mm | ALUTRAX Super Light Alloy 300mm | SR MTE Oversize |
| RAHMENHOEFEN | 17", 18 1/2", 20", 21" | 17", 18 1/2", 20", 21" | 17", 18", 20", 22" |

COMP LINE

8800



- 8800**
AUSSTATTUNG : SHIMANO DEORE XT STI 21 sp
RAHMEN : TANGE "Prestige" O.S. MTB, O.S. Lugs, Chrome Stays
GABEL : RESPONSE Uni-crown TANGE Cr-Mo, Chrome
SCHALTGRUPPE : DEORE XT STI, Rapid Fire, TOP PULL
TRETLAGER : DEORE XT 46/36/24T Round, SUPERGLIDE
ZAHNKRANZ : HYPERGLIDE 13-30T, 7s
PEDALE : DEORE XT Super Low Profile, Clips/Straps
NABEN : DEORE XT
FELGEN : ARAYA RM-17, Super Hard Anodized, 36H
BEREIFUNG : WHEELER "Mud Master" 26x2.00"
SPEICHEN : Stainless
BREMSEN : DEORE XT Low Profile Canti, 2 finger lever
STEUERSATZ : WHEELER "Super Steer" Oversize 25.4mm
LENKERBUEGEL : WHEELER "Super Light" Special Alloy 560mm
LENKERVORBAU : ALUTRAX Alloy Superlight T.I.G.
LENKERGRIFFE : WHEELER Control Grips
SATTEL : SCHNEIDER Leather, Orthopaedic design
SATTELSTUETZE : ALUTRAX Super Light Alloy 300mm
RAHMENHOEHEN : 16", 18", 19½", 21"

8000



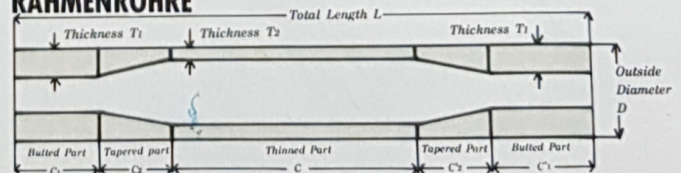
- 8000**
AUSSTATTUNG : SHIMANO DEORE XT STI 21 sp
RAHMEN : TANGE O.S. MTB Double Butted T.I.G.
GABEL : RESPONSE Uni-crown TANGE Cr-Mo
SCHALTGRUPPE : DEORE XT STI, Rapid Fire
TRETLAGER : DEORE XT 46/36/24T Round, SUPERGLIDE
ZAHNKRANZ : HYPERGLIDE 13-30T, 7s
PEDALE : WHEELER "Comp" Alloy, Clips/Straps
NABEN : DEORE XT
FELGEN : ARAYA CV-7, Anodized, 36H
BEREIFUNG : WHEELER "Mud Master" 26x2.00"
SPEICHEN : Stainless
BREMSEN : DEORE XT Low Profile Canti, 2 finger lever
STEUERSATZ : WHEELER "Super Steer" Oversize 25.4mm
LENKERBUEGEL : WHEELER Alloy 560mm, 5deg.
LENKERVORBAU : ULTRAX Cr-Mo Oversize 25.4mm T.I.G.
LENKERGRIFFE : WHEELER Control Grips
SATTEL : WHEELER "Classic" Emerald
SATTELSTUETZE : ALUTRAX Super Light Alloy 300mm
RAHMENHOEHEN : 16", 18", 19½", 21"

6800




- 6800 ELEVATED CHAINSTAYS**
AUSSTATTUNG : SHIMANO DEORE DX STI 21 sp
RAHMEN : TANGE O.S. MTB, Double Butted, T.I.G.
GABEL : RESPONSE Uni-crown TANGE Cr-Mo
SCHALTGRUPPE : DEORE DX STI, Rapid Fire
TRETLAGER : DEORE DX 46/36/24T Round, SUPERGLIDE
ZAHNKRANZ : HYPERGLIDE 13-30T, 7s
PEDALE : WHEELER "Comp" Alloy, Clips/Straps
NABEN : DEORE DX
FELGEN : ARAYA CV-7, Anodized, 36H
BEREIFUNG : WHEELER "Mud Master" 26x2.00" Black Wall
SPEICHEN : Stainless
BREMSEN : DEORE DX Low Profile Canti, 2 finger lever
STEUERSATZ : WHEELER "Super Steer" Oversize 25.4mm
LENKERBUEGEL : WHEELER Alloy 560mm, 5deg., w/BAR ENDZ
LENKERVORBAU : ULTRAX Cr-Mo oversize T.I.G. 18 deg
LENKERGRIFFE : WHEELER Control Grips
SATTEL : WHEELER "Classic" Emerald anatomic
SATTELSTUETZE : ALUTRAX Super Light Alloy 300mm
RAHMENHOEHEN : 18", 19½", 21"

RAHMENROHRE



| | | | |
|------|--|--|---|
| 8800 | | T ₁ = 0.9mm T ₂ = 0.6mm | D _{S/T} = 31.8mm D _{T/T} = 31.8mm D _{D/T} = 34.9mm |
| 8000 | | | |
| 6800 | | T ₁ = 1.0mm T ₂ = 0.7mm | D _{S/T} = 31.8mm D _{T/T} = 31.8mm D _{D/T} = 34.9mm |
| 6600 | | | |



| | | | |
|------|--|-----------|---|
| 5500 | | T = 0.9mm | D _{S/T} = 31.8mm D _{T/T} = 31.8mm D _{D/T} = 34.9mm |
|------|--|-----------|---|



COMP LINE



6500



8800



8000



6600



6600



5500L

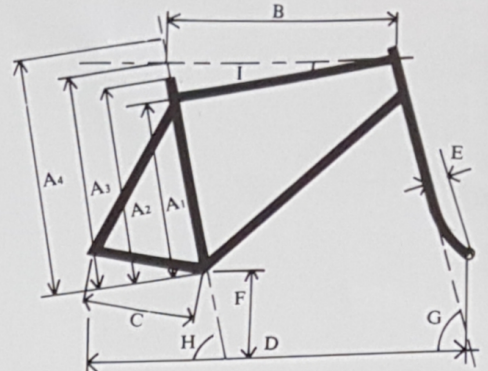


6500



6800

RAHMENGEOMETRIE



ALUMINUM 9990, 9900, 7700

| A2 | A1 | A2 | A3 | A4 | B | C | D | E | F | G | H | I |
|------|-----|-----|-----|-----|-----|-----|------|----|-----|----|----|----|
| 21" | 501 | 538 | 546 | 583 | 600 | 420 | 1071 | 45 | 300 | 71 | 73 | 4 |
| 20" | 471 | 508 | 536 | 573 | 585 | 420 | 1067 | 45 | 300 | 71 | 73 | 5 |
| 18½" | 433 | 470 | 508 | 545 | 575 | 420 | 1050 | 45 | 300 | 71 | 73 | 6 |
| 17" | 393 | 430 | 505 | 542 | 565 | 420 | 1051 | 45 | 300 | 70 | 73 | 10 |

COMP LINE

| A2 | A1 | A2 | A3 | A4 | B | C | D | E | F | G | H | I |
|------|-----|-----|-----|-----|-----|-----|------|----|-----|----|----|----|
| 21" | 504 | 531 | 546 | 573 | 600 | 426 | 1076 | 45 | 300 | 71 | 73 | 4 |
| 19½" | 468 | 495 | 522 | 549 | 585 | 426 | 1069 | 45 | 300 | 71 | 73 | 5 |
| 18" | 431 | 458 | 495 | 522 | 575 | 426 | 1052 | 45 | 300 | 71 | 73 | 6 |
| 16" | 383 | 410 | 483 | 510 | 558 | 426 | 1029 | 45 | 300 | 71 | 73 | 10 |

PRO LINE

| A2 | B | C | D | E | F | G | H |
|------|-----|-----|------|----|-----|----|----|
| 22" | 595 | 435 | 1087 | 45 | 300 | 71 | 73 |
| 20½" | 585 | 435 | 1076 | 45 | 300 | 71 | 73 |
| 18" | 565 | 435 | 1066 | 45 | 300 | 71 | 73 |
| 16" | 550 | 435 | 1066 | 45 | 300 | 71 | 73 |

5500

- AUSSTATTUNG : SHIMANO DEORE LX STI 21 sp
- RAHMEN : TANGE O.S. MTB Cr-Mo, O.S. Lugs
- GABEL : RESPONSE Uni-crown TANGE Cr-Mo
- SCHALTGRUPPE : DEORE LX STI, Rapid Fire
- TRETLAGER : DEORE LX 46/36/24T Round, SUPERGLIDE
- ZAHNKRANZ : HYPERGLIDE 13-30T, 7s
- PEDALE : WHEELER "Comp" Alloy
- NABEN : DEORE LX
- FELGEN : ARAYA CV-7, Anodized, 36H
- BEREIFUNG : WHEELER "Mud Master" 26x2.00"
- SPEICHEN : Stainless
- BREMSEN : DEORE DX Low Profile Canti
- STEUERSATZ : WHEELER "Super Steer" O.S. 25.4mm
- LENKERBUEGEL : WHEELER Alloy 560mm, 5deg.
- LENKERVORBAU : ULTRAX Cr-Mo oversize T.I.G. 18 deg
- LENKERGRIFFE : WHEELER Control Grips
- SATTEL : WHEELER "Classic" Emerald Anatomic
- SATTELSTUETZE : ALUTRAX Super Light Alloy 300mm
- RAHMENHOEHEN : 16", 18", 19½", 21" Ladies 18", 19½"

6600

- AUSSTATTUNG : SHIMANO DEORE DX STI 21 sp
- RAHMEN : TANGE O.S. MTB, Double Butted, O.S. Lugs
- GABEL : RESPONSE Uni-crown TANGE Cr-Mo
- SCHALTGRUPPE : DEORE DX STI, Rapid Fire
- TRETLAGER : DEORE DX 46/36/24T Round, SUPERGLIDE
- ZAHNKRANZ : HYPERGLIDE 13-30T, 7s
- PEDALE : WHEELER "Comp" Alloy, Clips/Straps
- NABEN : DEORE DX
- FELGEN : ARAYA CV-7, Anodized, 36H
- BEREIFUNG : WHEELER "Mud Master" 26x2.00"
- SPEICHEN : Stainless
- BREMSEN : DEORE DX Low Profile Canti, 2 finger lever
- STEUERSATZ : WHEELER "Super Steer" O.S. 25.4mm
- LENKERBUEGEL : WHEELER Alloy 560mm, 5deg.
- LENKERVORBAU : ULTRAX Cr-Mo oversize T.I.G.
- LENKERGRIFFE : WHEELER Control Grips
- SATTEL : WHEELER "Classic" Emerald Anatomic
- SATTELSTUETZE : ALUTRAX Super Light Alloy 300mm
- RAHMENHOEHEN : 16", 18", 19½", 21"

CROSS LINE

7000



7000

AUSSTATTUNG : SHIMANO DEORE XT STI 21 sp
RAHMEN : TANGE MTB Double Butted Lugged, Chrome Stays
GABEL : RESPONSE Uni-crown TANGE Cr-Mo, Low-rider boss
SCHALTGRUPPE : DEORE XT STI, Rapid Fire
TRETLAGER : DEORE XT 46/36/24T Round, SUPERGLIDE, SKF
ZAHNKRANZ : HYPERGLIDE 13-30T, 7s
PEDALE : DEORE XT Super Low Profile, Clips/Straps
NABEN : DEORE XT
FELGEN : MAVIC Module 4, 700C, hard Anodized, 36H
BEREIFUNG : WHEELER "Cross Master" 700x43C
SPEICHEN : Stainless
BREMSEN : DEORE XT Low Profile Canti, 2 finger lever
STEUERSATZ : WHEELER "Super Steer" Oversize 25.4mm
LENKERBUEGEL : WHEELER "Super Light" Special Alloy 560mm w/BAR ENDZ
LENKERVORBAU : ALUTRAX Alloy Superlight T.I.G. 120/135mm
LENKERGRIFFE : WHEELER Control Grips
SATTEL : SCHNEIDER Leather, Orthopaedic design
SATTELSTUETZE : ALUTRAX Super Light Alloy 300mm
RAHMENHOEHEN : 18½", 21", 22", 23"

6000



6000

AUSSTATTUNG : SHIMANO DEORE DX STI 21 sp
RAHMEN : TANGE MTB Cr-Mo, O.S. Head Tube, Lugged
GABEL : RESPONSE Uni-crown TANGE Cr-Mo, Low-rider boss
SCHALTGRUPPE : DEORE DX STI, Rapid Fire
TRETLAGER : DEORE DX 46/36/24T Round, SUPERGLIDE, SKF
ZAHNKRANZ : HYPERGLIDE 13-30T, 7s
PEDALE : WHEELER "Comp" Alloy
NABEN : DEORE DX
FELGEN : MAVIC Module 4 700C, hard Anodized 36H
BEREIFUNG : WHEELER "Cross Master" 700x43C
SPEICHEN : Stainless
BREMSEN : DEORE DX Low Profile Canti
STEUERSATZ : WHEELER "Super Steer" O.S. 25.4mm
LENKERBUEGEL : WHEELER Alloy 560mm, 5deg. w/BAR ENDZ
LENKERVORBAU : ULTRAX Cr-Mo Oversize T.I.G. 120/140mm
LENKERGRIFFE : WHEELER Control Grips
SATTEL : WHEELER "Classic" Emerald Anatomic
SATTELSTUETZE : ALUTRAX Super Light Alloy 300mm
RAHMENHOEHEN : 18½", 21", 22", 23"

5000



5000/5100 ★

AUSSTATTUNG : SHIMANO DEORE LX STI 21 sp
RAHMEN : TANGE MTB Cr-Mo, O.S. Head Tube. Lugged
GABEL : RESPONSE Uni-crown TANGE Cr-Mo, Low-rider boss
SCHALTGRUPPE : DEORE LX STI, Rapid Fire
TRETLAGER : DEORE LX 46/36/24T Round, SUPERGLIDE, SKF
ZAHNKRANZ : HYPERGLIDE 13-30T, 7s
PEDALE : WHEELER "Comp" Alloy
NABEN : DEORE LX
FELGEN : ARAYA VX-300, 700C, Hard Anodized, 36H
BEREIFUNG : WHEELER "Cross master" 700x43C
SPEICHEN : Stainless
BREMSEN : DEORE DX Low Profile Canti
STEUERSATZ : WHEELER "Super Steer" O.S. 25.4mm
LENKERBUEGEL : WHEELER Alloy 560mm, 5deg.
LENKERVORBAU : ULTRAX Cr-Mo Oversize T.I.G. 120/140mm
LENKERGRIFFE : WHEELER Control Grips
SATTEL : WHEELER "Classic" Emerald Anatomic
SATTELSTUETZE : ALUTRAX Super Light Alloy 300mm
RAHMENHOEHEN : 18½", 21", 22", 23" Ladies 18½", 21"

3000



3000/3100 ★

AUSSTATTUNG : SHIMANO 300LX STI
RAHMEN : TANGE MTB Cr-Mo, O.S. Head Tube. Lugged
GABEL : RESPONSE Uni-crown TANGE Cr-Mo, Low-rider boss
SCHALTGRUPPE : 300 LX STI, Rapid Fire
TRETLAGER : 300 LX 48/38/28 Biopace, SUPERGLIDE, SKF
ZAHNKRANZ : HYPERGLIDE 13-30T, 7s
PEDALE : WHEELER Resin/Steel Composite
NABEN : SHIMANO 300 LX
FELGEN : ARAYA PX-45 700C
BEREIFUNG : WHEELER "Cross Master" 700x43C
SPEICHEN : Stainless
BREMSEN : SHIMANO Canti, 3 Finger Levers
STEUERSATZ : WHEELER Sealed offroad type
LENKERBUEGEL : WHEELER Alloy 560mm, 5deg.
LENKERVORBAU : ULTRAX Cr-Mo T.I.G. 120/140mm
LENKERGRIFFE : WHEELER Control Grips
SATTEL : WHEELER Emerald Anatomic
SATTELSTUETZE : Alloy 300mm
 ★ 3100 w/Carrier, Fenders, Kickstand, Bell and Soubitez Light
RAHMENHOEHEN : 18½", 21", 22", 23" Ladies 18½", 21"

★ 5100 AVAILABLE WITH SUNTOUR XC-LTD ★ LAVENDER BLUE AVAILABLE



WHEELER BAGS—in Neon Pink, Green, yellow & WHEELER pattern w/Black
 A—Stem Bag (Small) E—Saddle Bag (Medium)
 B—Stem Bag (Large) F—Saddle Bag (Large)
 C—Hip Pack—Adjustable fast buckle G—Shoulder Bag—Padded
 D—Saddle Bag (Small) *** ALL BAGS IN STRONG CORDURA NYLON***



Z REINFORCED PLASTIC FENDER: Trekking & MTB Black, Green, Yellow, Purple Orange
 Z1 8mm ALLOY: REAR CARRIER: BLACK: (a) for 26" (b) for 700C
 Z2 8mm ALLOY: FRONT CARRIER for both 26"z & 700C
 Z3 GLASS FIBER REAR CARRIER: Alloy Stays, Adjustable 26" or 700C



| | | |
|--|---|-----------------------|
| | GERMANY FAX 821793901 | AUGUSTA RADSPORT GMBH |
| | BELGIUM FAX 821793901 | AUGUSTA RADSPORT GMBH |
| | HOLLAND FAX 821793901 | AUGUSTA RADSPORT GMBH |
| | AUSTRIA FAX 222-259 36 31/40 | N & G GESMBH |
| | DENMARK FAX 6423998 | H.F. CYKLER |
| | FRANCE FAX 32231908 | PROFIRST |
| | ITALY FAX 49774094 | INTERMAC |
| | SPAIN FAX 66671231 | DAKAR |
| | SWEDEN FAX 8335220 | CYKEL B'JORK |
| | SWITZERLAND FAX 45218336 | INTERCYCLE |
| | TAIWAN R. O. C. FAX 886-4-3591562 | WHEELER |



THE WHEELER COLLECTION—In official WHEELER colors Purple/Green or Neon Pink/Neon Green
 European Clothing sizes—2, 3, 4, 5, 6
 H—Ladies Lycra Top
 I—Purple Lycra Shorts
 J—Purple Lycra Long Tights
 K—Comp Tricot (long) in Purple or Neon Pink
 L—Comp Tricot in Purple or Neon Pink
 M—Thermo Training Jacket in Purple
 N—Padded Lycra MTB Jacket in Neon Pink NEW!!
 O—Comp Shorts: Lycra w/Chamois

P—Thermo Training Pants
 Q—Thermo Training Cap
 R—Cotton Race Cap
 S—Lycra Gloves: Neon MTB Padded
 T—Lycra Gloves: Purple Padded
 U—Lycra Thermo Gloves
 V—Cotton Socks: Neon Pink, Yellow & White
 W—Padded Lycra MTB pants in Neon Pink. NEW!!
 X—Superlight Helmet w/Lycra cover, ANSI approved
 S, M, L/XL
 Y—Wheeler Wheel Covers