

A vertical photograph of a lush, green mountain landscape. A narrow dirt trail winds through the forest, with a small waterfall cascading down the left side. A cyclist is visible on the trail in the upper right. The scene is filled with mossy rocks and dense foliage.

TREK

USA

1991

Mountain Bikes

Road Bikes

Matrix® Rims & Tires

Clothing and Accessories

New Balance® Shoes

Trek Helmets

8900 Composite



Function Specific™ Design

The Trek® 8900 mountain bike is designed for the serious competitor who's aggressive riding necessitates only the best in equipment. ■ The 8900 is built with domestically produced tubing constructed to meet our unique design specifications. It features squeeze cast aluminum lugs, forged dropouts, Answer aluminum stem, Matrix® composite handlebars and a SunTour XC Pro GT length Accushift drive train. The 8900 also features the innovative Rock Shox suspension fork which allows for faster descents with greater control. ■ The end result is an ultra-strong bike that can take the pressures of competitive riding. Minimal weight makes for quick, smooth acceleration up the hills. Finally, the composite frame's superior shock absorption allows you to ride aggressively with minimal fatigue.

SIZES
15, 16.5, 18, 20 and 22"
FRAME/FORK
Double Butted Graphite Epoxy/Dia Compe Rock Shox Suspension System
HUBS
Bullseye Precision, 32 hole
RIMS
Matrix Titan II ATB, hard anodized
TIRES
Matrix Z-Axis Comp, Kevlar folding 26 x 2.0"
DRIVE TRAIN
SunTour XC Pro GT Accushift
BRAKESET
Grafton Speed Control Cantilevers with Aztec Pads and XC Pro levers
FREEWHEEL
SunTour Winner Pro 12-28, Accushift Plus, 7-speed
Shown in Composite main tubes and Bright Yellow with Black Splash with Purple on Yellow and White.

8700 Composite



Function Specific™ Design

New to our Mountain Composite line, the 8700 is manufactured using domestic composite tubes. Designed for the competitive rider, the 8700 can withstand the demands of racing and is light enough to win. ■ It features the SunTour XC Pro GT drive train and a rugged Matrix® wheel system that is at home on even the roughest terrain. ■ The 8700 will provide you with the strength for all out riding, the minimal weight for quick acceleration, and the shock absorption to make it enjoyable.



SIZES

15, 16.5, 18, 20 and 22"

FRAME/FORK

Double Butted Graphite Epoxy
Tange Super Big Fork

HUBS

Bulleeye Precision, 32 hole

RIMS

Matrix Titan II ATB, hard anodized

TIRES

Matrix Z-Axis Comp,
Kevlar folding, 26 x 2.0"

DRIVE TRAIN

SunTour XC Pro GT Accushift

BRAKES

Dia Comp 986 Cantilevers with
Advantage SS-5 Comp levers

FREEWHEEL

SunTour Winner Pro 12-28,
Accushift Plus, 7-speed

Shown in Composite main tubes
and Conch with Conch on White
and Bright Blue.

Mountain Aluminum

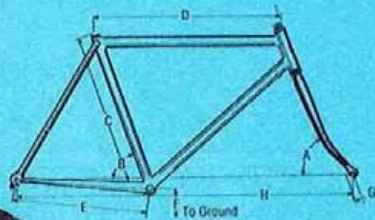
Mountain competition bicycles that combine maximum strength with minimum weight for peak performance.

Our leadership in mountain bike design is exemplified by our bonded aluminum mountain bikes. ■ We use premium aluminum alloys like Easton 7000-E9 and Alcoa 6061-T6 to guarantee superior strength and minimal weight. These double butted aluminum tubes are then bonded to Trek's exclusive squeeze cast aluminum lugs to assure precise alignment of the frame and increased rigidity for better performance. ■ This year our mountain bikes sport significantly larger headsets which are designed to be stronger, distribute stress better, and create a stronger overall frame. We've also increased the blade size of our forks to provide a tighter more responsive ride. These changes provide a noticeable improvement in both handling and performance. ■ All our aluminum mountain bicycles now feature exclusive Triple-Tech™ top tube cable routing which reduces the possibility of dirt clogging the gear and brake cables and simplifies maintenance. ■ Finally, our frame geometry, with 71° head and 73° seat tube angle, produces an aggressive combination of frame strength, hill attacking power, and reassuring control on the descents. ■ Off-road terrain can be very tough. These bicycles are designed to be tougher.

Frame Geometry

Model	Frame Size	A	B	C	D	E	F	G	H	Trail
8500	15	70.5°	73.0°	14.4	20.7	16.9	11.4	1.8	40.6	2.7
8000	16.5	70.5°	73.0°	15.9	21.7	16.9	11.5	1.8	41.4	2.7
7000	18	71.0°	73.0°	17.4	22.3	16.9	11.6	1.8	41.5	2.6
6000	20	71.0°	73.0°	19.4	22.6	16.9	11.6	1.8	41.6	2.6
	22	71.0°	73.0°	21.4	23.0	16.9	11.7	1.8	42.1	2.6

All dimensions are in inches, unless otherwise stated.



Function Specific™ Design

8500 Aluminum Mountain Competition



Function Specific™ Design

The 8500 is the pinnacle of aluminum mountain bikes. An aerospace bonding process and double butted Easton 7000-E9 tubing result in a strong and light frame. Shimano Deore XT components, the Tange Super Big Fork, and the Matrix™ Z-Axis™ tire system provide smooth and dependable operation even under the toughest of conditions. ■ The 8500 delivers the peak performance needed in competitive situations to charge the turns, pound the bumps, and pull away from the pack.

SIZES

15, 16.5, 18, 20 and 22"

FRAME/FORK

Easton 7000-E9 Double Butted Aluminum Alloy/Tange Super Big Fork

HUBS

Shimano Deore XT, 32 hole w/OR

RIMS

Matrix Single Track Comp
26 x 1.25"

TIRES

Matrix Z-Axis, 26 x 2.0"

DRIVE TRAIN

Shimano Deore XT MO-92 Rapid Fire

BRAKESET

Shimano Deore XT Cantilevers with Super SLR and 2-finger ATB levers

FREEWHEEL

Shimano Hyperglide 12-28,
7-speed cassette

Shown in Black with Double Splash
with Red on White and Purple.

8000 Aluminum Mountain Competition



Function Specific™ Design

The 8000 is a competitive bicycle that features Easton 7000-E9 tubing, the Tange Super Big Fork, Shimano Deore DX components, and the Matrix® Z-Axis™ tire system. This combination creates a strong, light bicycle that responds to the demands placed upon it. ■ The 8000 is strong enough to handle the extreme abuse that is common in competitive cycling. And it is light enough to put you in the lead and keep you there.



SIZES

15, 16.5, 18, 20 and 22"

FRAME/FORK

Easton 7000-E9 Double Butted Aluminum Alloy/Tange Super Big Fork

HUBS

Shimano Deore DX, 32 hole w/OR

RIMS

Matrix Single Track Comp
26 x 1.25"

TIRES

Matrix Z-Axis 26 x 2.0"

DRIVE TRAIN

Shimano Deore DX MO-92 Rapid Fire

BRAKESET


Shimano Deore XT Cantilevers with Super SLR and 2-finger ATB levers

FREEWHEEL

Shimano Hypertlide 13-30,
7-speed cassette

Shown in White and Black Splash with Blue on Silver and Black.

7000 Aluminum Mountain Competition



Function Specific™ Design

The 7000 features double butted Easton 6061-E9 aluminum and the Tange Big Fork which are complemented with the Shimano Deore LX drive train, upgraded Deore DX brakeset, and Matrix® Single Track™ Comp rims. ■ This combination is put together with serious off-road riding in mind. The 7000 is designed to deliver the rugged performance and great value that is the mark of an exceptional mountain bike.



SIZES

15, 16.5, 18, 20 and 22"

FRAME/FORK

Easton 6061-E9 Double Butted Aluminum Alloy/Tange Big Fork

HUBS

Shimano Deore LX, 32 hole w/OR

RIMS

Matrix Single Track Comp
26 x 1.25"

TIRES

Matrix Cliffhanger, 26 x 2.0"

DRIVE TRAIN

Shimano Deore LX Rapid Fire

BRAKESET

Shimano Deore DX L.P. Cantilever
with 2-finger levers

FREEWHEEL

Shimano Hyperglide 13-30,
7-speed cassette

Shown in Black and Green Splash with Green and Silver on White. Also available in Sapphire with Yellow on White and Silver.

6000 Aluminum Mountain Competition



Function Specific™ Design

The 6000 is the latest entry in our aluminum line and is perfect for the rider looking for real value in a performance cycle.

The 6000 is made of Alcoa 6061-T6 aluminum alloy and features the Trek® Cruise Control™ fork for smoother handling.

The SunTour XC-LTD group drives the

Matrix® Single Track™ wheel system. ■ The 6000 offers the kind of cycling experience you would expect from a Trek aluminum mountain bike. The light weight and strength make it a top performer. The price and quality make it a top value.



SIZES

15, 16.5, 18, 20 and 22"

FRAME/FORK

Trek/Alcoa 6061 T6 Aluminum Alloy/
Trek "Cruise Control"

HUBS

Sansin 32 hole w/OR

RIMS

Matrix Single Track Comp

TIRES

Matrix Cliffhanger 26 x 2.0"

DRIVE TRAIN

SunTour XC-LTD w/X-press

BRAKESET

SunTour XC-LTD Cantilevers with
XC-LTD ATB levers

FREEWHEEL

SunTour Accushift 13-30,
SunTour Accushift Plus, 7-speed

Shown in Yellow and Black Splash with
Black on White and Blue. Also available
in Red with Black on White and Silver.

Single Track™

High performance bicycles for the serious off-road enthusiast.

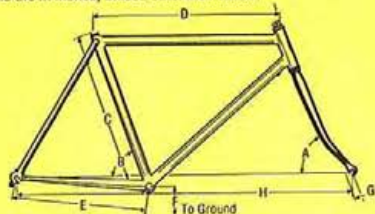
Trek's Single Track series remains a front runner in mountain bike performance.

- To stay in the lead, our Single Track bicycles now feature our new Optimal Dimension tube design.
- Our research has proven that as we increase the diameter of a tube, while decreasing the wall thickness, we create a stronger, stiffer tube that weighs less. This is the principle behind our new O.D. technology.
- With this design, our Single Track bicycles provide maximum strength and rigidity at a minimum weight. This gives the frame the toughness that is needed when pounding over rough terrain and the rigidity necessary for efficient transference of energy from your legs to the trail.
- Geometry also plays an important role in the overall performance of the Single Track. The assertive geometry of the Single Track, with a 71° head and 73° seat tube angle, creates a rigid, highly responsive frame which allows you to aggressively attack the turns, hills and descents.
- All our Single Track bicycles now feature exclusive Triple-Tech™ top tube cable routing which reduces the possibility of dirt clogging the gear and brake cables and simplifies maintenance.

Frame Geometry

Model	Frame Size	A	B	C	D	E	F	G	H	Trail
990	15	70.5°	74.0°	13.8	20.3	16.9	11.4	1.8	40.5	2.7
970	16.5	70.5°	73.5°	13.4	21.3	16.9	11.5	1.8	41.2	2.7
950	18	71.0°	73.0°	16.9	22.2	16.9	11.6	1.8	41.8	2.6
930	20	71.0°	73.0°	18.9	22.6	16.9	11.6	1.8	41.8	2.6
	22	71.0°	72.5°	20.9	23.0	16.9	11.7	1.8	41.9	2.6
850*	14.5	69.5°	73.0°	13.8	20.9	17.2	11.3	1.8	41.9	3.0
830	16.5	69.5°	72.5°	15.9	21.7	16.9	11.5	1.8	41.5	3.0
	18	70.0°	72.0°	17.4	22.3	16.9	11.6	1.8	41.6	2.8
	20	70.0°	72.0°	19.4	22.6	16.9	11.6	1.8	41.6	2.8
	22	70.5°	72.0°	21.4	23.0	16.9	11.6	1.8	41.9	2.7
	24*	70.5°	72.0°	22.4	23.6	16.9	11.6	1.8	42.5	2.7
820*	14.5	69.5°	73.0°	13.8	20.9	17.2	11.3	2.0	42.0	2.8
800	16.5	69.5°	72.5°	15.9	21.7	17.2	11.3	2.0	42.0	2.8
	18	70.0°	72.0°	17.4	22.3	17.2	11.6	2.0	42.0	2.6
	20	70.0°	72.0°	19.4	22.6	17.2	11.6	2.0	42.0	2.6
	22	70.5°	72.0°	21.4	23.0	17.2	11.6	2.0	42.4	2.5
	24*	70.5°	72.0°	22.4	23.6	17.2	11.6	2.0	43.0	2.5
820L	17	69.5°	72.5°	18.0	21.5	17.2	11.5	2.0	42.0	2.8
800L										
820	15.5	69.0°	70.0°	14.0	19.3	16.6	11.3	2.0	38.8	2.4
800	x 24W									

*850 and 820 are not available in 24" frame size.
820 and 800 models are available in 15.5 x 24" wheels.
All dimensions are in inches, unless otherwise stated.



Function Specific™ Design

990 Single Track™ Competition Cro-moly



Function Specific™ Design

The 990 is a competition bicycle for the off-road enthusiast that demands the most from a bike. Featuring a True Temper heat-treated Single Track O.D. Cro-moly frame with the Tange



Super Big Fork, the construction and assertive geometry of this frame creates the responsiveness, rigidity and strength that is necessary for aggressive off-road riding. The Shimano Deore XT drive train and Matrix® Single Track Comp rims provide stable performance in an often challenging terrain.

SIZES

15, 16.5, 18, 20 and 22"

FRAME/FORK

True Temper AT OD heat-treated ATB Cro-moly/Tange Super Big Fork

HUBS

Shimano Deore XT, 32 hole w/OR

RIMS

Matrix Single Track Comp

TIRES

Matrix Z-Axis, F, & R system

DRIVE TRAIN

Shimano Deore XT SIS

BRAKESET

Shimano Deore XT L.P. Cantilevers with 2-finger ATB levers

FREEWHEEL

Shimano Hyperglide 12-28, 7-speed cassette

Shown in Black and Conch with Black on White and Silver.

970 Single Track™ Competition Cro-moly



Function Specific™ Design

The 970 is a competition quality cycle that features a rugged Single Track O.D. Cro-moly construction and performance oriented geometry. It has the strength needed for aggressive riding while maintaining the minimal weight needed for quick acceleration and speed. This top quality frame is equipped with the Shimano Deore DX group, the upgraded Tange Big Fork, and the Matrix® Single Track Comp wheel system. This combination operates smoothly under even the roughest of conditions. The 970 is a bicycle that digs in and puts the miles behind it fast.

SIZES

15, 16.5, 18, 20 and 22"

FRAME/FORK

True Temper AT OD ATB Double Butted Cro-moly/Tange Big Fork

HUBS

Shimano Deore DX, 32 hole w/OR

RIMS

Matrix Single Track Comp

TIRES

Matrix Cliffhanger, 26 x 2.0"

DRIVE TRAIN

Shimano Deore DX Rapid Fire

BRAKES

Shimano Deore XT L.P. Cantilevers with Super SLR and 2-finger ATB levers

FREEWHEEL

Shimano Hyperglide 13-30, 7-speed cassette

Shown in Black and White Splash with White on Silver and Pink.

950 Single Track™ Performance Cro-moly



Function Specific™ Design

The 950 is a bicycle designed for aggressive trail riding. The tough Single Track O.D. Cro-moly frame is complemented with Trek's exclusive Cruise Control™ fork, Matrix® Single Track Comp wheel system, and Shimano Deore LX components. This combination has the strength to charge the trails and also offers considerable comfort so the frame absorbs the pounding and not your body. The 950 will consistently provide you with the performance that makes it such a good off-road value.



SIZES
15, 16.5, 18, 20 and 22"
FRAME/FORK
True Temper OD Double Butted Cro-moly/ Cro-moly Cruise Control unicrown
HUBS
Shimano Deore LX, 32 hole w/OR
RIMS
Matrix Single Track Comp, hard anodized
TIRES
Matrix Cliffhanger, 26 x 2.0"
DRIVE TRAIN
Shimano Deore LX Rapid Fire
BRAKE SET
Shimano Deore DX, Cantilevers with SLR ATB levers
FREEWHEEL
Shimano Hyperglide 13-30, 7-speed cassette
Shown in Purple with White on Conch and Silver. Also available in White and Black Splash with Red on Purple and Silver.

930 Single Track™ Performance Cro-moly



Function Specific™ Design

The 930 Single Track is designed for the off-road enthusiast who demands value in an off-road performance bike. ■ Featuring a quality lugged Single Track O.D. Cro-moly construction, the 930 provides the strength and comfort needed for off-road riding.



It features the SunTour X-1 group and Matrix® Single Track Comp wheel system for smooth and dependable riding. ■ The 930 is a rugged bicycle that is an optimum combination of both performance and value.



SIZES

15, 16.5, 18, 20 and 22"

FRAME/FORK

True Temper OD Double Butted Cro-moly/
Cro-moly Cruise Control unicrown

HUBS

Sansin 32 hole w/OR

RIMS

Matrix Single Track Comp, 32H
26 x 1.25," hard anodized

TIRES

Matrix Cliffhanger, 26 x 2.0"

DRIVE TRAIN

SunTour X-1 X-press

BRAKESET

Dia Compe X-1 Cantilevers with DC
short stop BRS levers

FREEWHEEL

SunTour Accushift Plus 13-30, 7-speed

Shown in Black with Yellow on White and Silver. Also available in White with Purple on Silver and Green.

850 Antelope Performance Cro-moly



Function Specific™ Design

The Antelope series is designed with demanding all-purpose use in mind. They have the characteristic strength of mountain bikes to handle rough terrain and potholed roads. They also have the lessened rolling resistance of road cycles which makes for quicker acceleration, easier hill climbing and smoother coasting. ■ The 850 is a great combination of off-road performance and value. This double butted Cro-moly frame is equipped with SunTour XCE components for smooth and dependable performance. It is a tough bicycle that will feel at home on both rolling trails or the roughest of terrain.

SIZES

14.5, 16.5, 18, 20 and 22"

FRAME/FORK

Tange ATB Double Butted Cro-moly/
Cruise Control unicrown

HUBS

SunTour 32H w/OR Fl. & R

RIMS

Matrix Single Track, 26 x 1.5",
hard anodized

TIRES

Matrix Cliffhanger 26 x 2.0"

DRIVE TRAIN

SunTour XCE X-press

BRAKESET

Dia Compe XCE Cantilevers with DC
BRS ATB levers

FREEWHEEL

SunTour Accushift Plus 13-30, 7-speed

Shown in Red and Black Splash with
Black on White and Silver.

830 Antelope Mountain Sport Cro-moly




Function Specific™ Design

The 830 is for the aggressive trail rider looking for a bicycle that adds to the off-road experience. The Shimano Exage 300 LX components and 21-speed Hyperglide means smooth, reliable shifting and efficient energy transfer when you need it



most. The geometry of this frame features short chainstays for quick, responsive handling that gives this bicycle the

trail performance characteristics you will grow to love.



SIZES

14.5, 16.5, 18, 20, 22 and 24"

FRAME/FORK

Trek Double Butted ATB Cro-moly/
Cruise Control uncrown

HUBS

Shimano 36 hole w/DR-FI. & R

RIMS

Araya VP-20, 26 x 1.5" alloy

TIRES

Matrix CDX, 26 x 1.95" skinwall knobby

DRIVE TRAIN

Shimano Exage 300 LX Rapid Fire

BRAKESET

Shimano Exage 300 LX Cantilevers
with SLR ATB levers

FREEWHEEL

Shimano Hyperglide 13-30,
7-speed cassette

Shown in Yellow and Black Splash
with Black on Silver and Blue. Also
available in Intense Blue with White
on Rose and Yellow.

820 Antelope Trail Performance Cro-moly



Function Specific™ Design

This is truly an all-terrain bicycle. Specifically designed for the rider who needs a bicycle that can stand up to the demands of trail riding, the 820 is also at home on the city streets. The Cro-moly frame and fork provide the strength and durability needed when on the dirt. The Araya VP-20 rims and Matrix® CDX tires provide quick acceleration and smooth rolling on the pavement. Shimano 200GS components insure smooth performance wherever you are. It all adds up to a bicycle that really delivers.



SIZES

14.5, 16.5, 18, 20 and 22" mens and 17" ladies, 15 x 24" wheel

FRAME/FORK

Trek ATB Cro-moly/Cro-moly
ATB unicrown

HUBS

Shimano, 36 hole w/OR Fl. & R

RIMS

Araya VP-20, alloy

TIRES

Matrix CDX, 26 x 1.95, skinwall knobby

DRIVE TRAIN

Shimano 200GS Rapid Fire

BRAKES

Shimano 200GS SLR Cantilevers
with ATB levers

FREEWHEEL

Shimano Hyperglide 12 28,
7-speed cassette

Shown in White and Black Splash with Blue on Silver and Black. Also available in Black with White on Yellow and Silver.

800 Antelope Sport Trail Cro-moly



Function Specific™ Design

The 800 is ideal for both town and trail riding. This value priced bicycle, with its Cro-moly frame and easy rolling wheel system, is ideal for riding around town and then taking a few off-road shortcuts home. The special geometry and higher rise of the handlebars create a more upright riding



position which offers many people a more comfortable ride. The 800 is perfect for those looking for an affordable bicycle that offers stable and reliable performance. It is offered in a wide range of sizes from 15" to 24" including a women's 17" and a 24" wheel model. This means that everybody can get in on the fun.

SIZES

14.5, 16.5, 18, 20, 22 and 24" mens and 17" ladies, 15.5 x 24" wheel

FRAME/FORK

ATB Cro-moly/Hi-Tensile ATB unicrown

HUBS

Shimano, 36 hole w/OR FL.

RIMS

Araya MP-22, alloy

TIRES

Matrix CDX, 26 x 1.5", skinwall knobby

DRIVE TRAIN

Shimano M100 Rapid Fire

BRAKESET

Shimano M100 Cantilevers with SLR ATB levers

FREEWHEEL

Shimano Hyperglide 12-28, 7-speed cassette

Shown in Black with Green on Blue and White. Also available in Red with White on Silver and Black.

7900 Multi-Track™

SIZES

15, 16.5, 18, 20 and 22"

FRAME/FORK

Easton 6061-E9 Double Butted Aluminum Alloy/Cro-moly Multi-Track

HUBS

Shimano Deore DX, 32 hole w/OR

RIMS

Matrix Titan Tour, hard anodized

TIRES

Matrix Multi-Track, 700 x 40C

DRIVE TRAIN

Shimano Deore DX Rapid Fire

BRAKESET

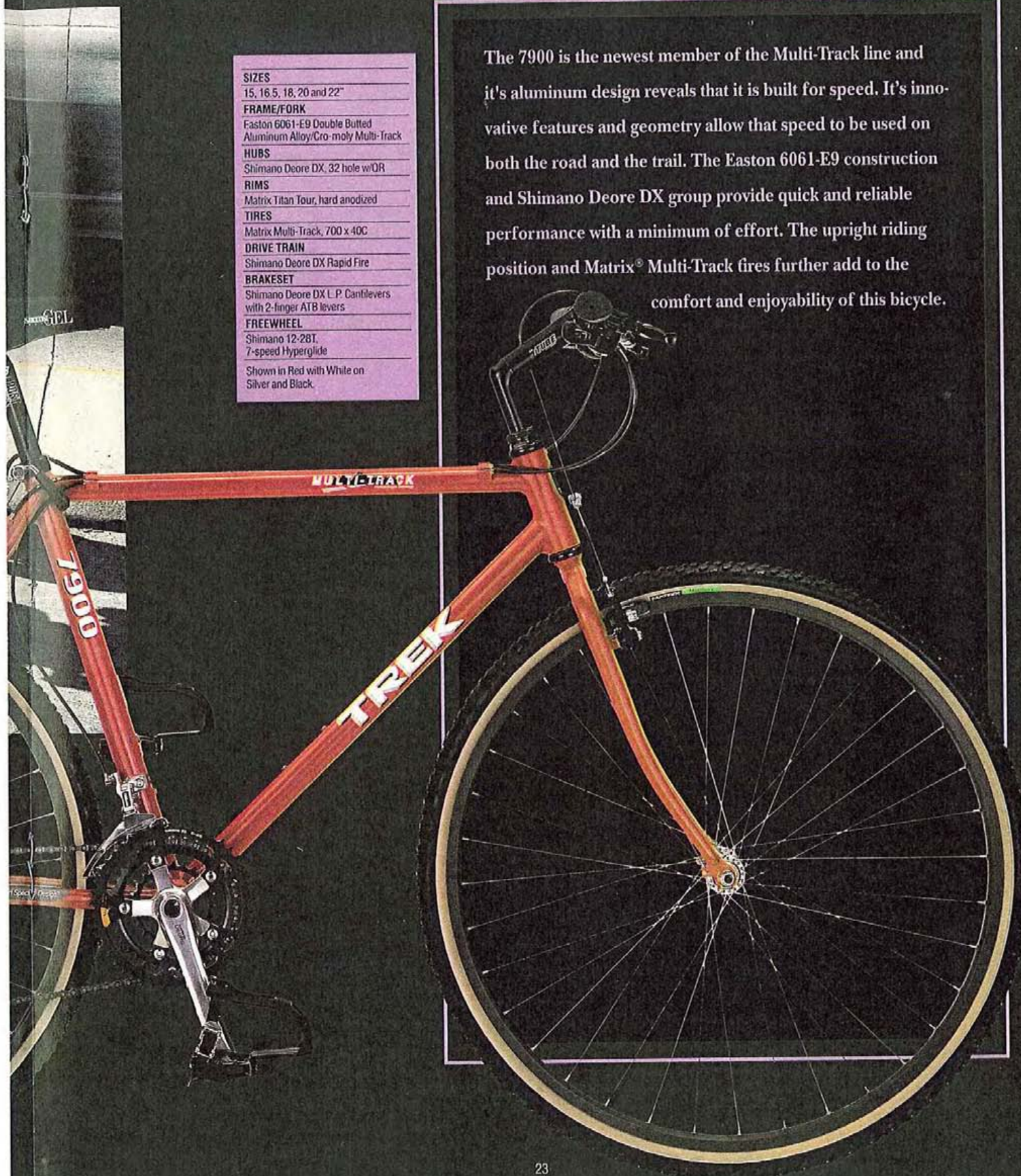
Shimano Deore DX L.P. Cantilevers with 2-finger ATB levers

FREEWHEEL

Shimano 12-28T, 7-speed Hyperglide

Shown in Red with White on Silver and Black.

The 7900 is the newest member of the Multi-Track line and it's aluminum design reveals that it is built for speed. It's innovative features and geometry allow that speed to be used on both the road and the trail. The Easton 6061-E9 construction and Shimano Deore DX group provide quick and reliable performance with a minimum of effort. The upright riding position and Matrix® Multi-Track tires further add to the comfort and enjoyability of this bicycle.



750 Multi-Track™



Function Specific™ Design

The 750 is a sport bicycle designed for comfort and fun. This double butted Cro-moly frame is driven by newly upgraded SunTour XCE components. The 750 rides smoothly with Matrix® Multi-Track tires which are mounted on durable



Matrix® Titan Tour hard anodized rims. Finally, the upright riding position delivers maximum comfort without sacrificing rider efficiency. ■ This bicycle will provide you with easy rolling and long-lasting performance whether your daily ride takes you along roads, trails, or a little of both.

SIZES

17, 19, 21 and 23"

FRAME/FORK

True Temper Double Butted AT Cromoly/
Cro-moly Multi-Track unicrown

HUBS

Sansin 32 hole w/OR

RIMS

Matrix Titan Tour,
hard anodized

TIRES

Matrix Multi-Track, 700 x 35C

DRIVE TRAIN

SunTour XCE w/X-press

BRAKESET

Dia Compe XCE Cantilevers
with DC BRS ATB levers

FREEWHEEL

SunTour Accushift Plus 13-30T

Shown in Black with White on
Yellow and Silver.

720 Multi-Track™



Function Specific™ Design

Comfort was the main concern when designing the 720. Its geometry and handlebars create a riding position that allows the cyclist to sit upright for increased comfort and reduced fatigue. The SunTour XCT components mean effortless shifting which is important for an enjoyable ride. The Matrix® Multi-Track tires are smooth rollers that make hill climbing much easier and also lessen the effort needed to maintain speed on the flats. ■ When you are pedaling around town it's good to know that you can depend on your bicycle for a fun, worry free ride.



SIZES

15, 17, 19, 21 and 23" mens
and 17" ladies

FRAME/FORK

ATB Cro-moly/Cro-moly
Multi-Track unicrown

HUBS

J.Y. alloy sealed, 36 hole w/OR

RIMS

Araya PX-45

TIRES

Matrix Multi-Track, 700 x 35

DRIVE TRAIN

SunTour XCT w/X-press

BRAKESET

Dia Compe XCT Cantilevers with DC
BRS ATB levers

FREEWHEEL

SunTour Accushift Plus 13-30T

Shown in Black with Conch on White
and Blue. Also available in Purple with
White on Silver and Conch.

700 Multi-Track™



Function Specific™ Design

The 700 Multi-Track is the bicycle for pleasurable riding and top value. Driven by the Shimano 200GS Rapid Fire, this bicycle operates smoothly and consistently so all you need to think about is the enjoyment of the ride. The upright riding position of the 700 is very comfortable while the frame configuration is highly stable for easy control. The low rolling resistance of this bicycle means less effort is needed to build and maintain speed. ■ The 700 is the ideal bicycle for those in search of smooth performance, maximum comfort, and excellent value.



SIZES

15, 17, 19, 21 and 23" mens
and 17" ladies

FRAME/FORK

Trek ATB Cro-moly/
Trek Hi-Tensile Multi-Track

HUBS

Shimano, 36 hole w/OR Fl. & R.

RIMS

Araya PX-45, alloy

TIRES

Matrix Multi-Track, 700 x 35C

DRIVE TRAIN

Shimano 200GS Rapid Fire

BRAKESET

Shimano 200GS Cantilevers with
SLR ATB levers

FREEWHEEL

Shimano Hyperglide 12-28, 7-speed

Shown in White with Blue on Silver and
Green. Also available in Sapphire Blue
with Yellow on White and Silver.

2500 Composite

For the greatest competitive edge look to the 2500. A full seven tube composite design makes the 2500 both extremely strong and incredibly light. With Shimano's Dura Ace 8-speed SIS with Hyperglide and a minimal weight, this bicycle is an excellent sprinter and hill climber. Superior rigidity means a highly efficient transfer of energy for maximum power. Finally, the shock absorption of our composite design increases comfort and reduces rider fatigue on long rides. ■ The 2500 is a cycle that has all the characteristics of a consistent race winner.

SIZES

47, 50, 52, 54, 56, 58, 60 and 62 cm

FRAME/FORK

Double Butted Graphite Epoxy/Bonded Aluminum

HUBS

Shimano Dura Ace, 32 hole w/OR

RIMS

Matrix ISO-C II, hard anodized

TIRES

Matrix CD-6K, 700 x 25C

DRIVE TRAIN

Shimano Dura Ace SIS

BRAKES

Shimano Dura Ace Aero SLR

FREEWHEEL

Shimano Hyperglide 12-21, 8-speed cassette

Shown in Composite and Polished Aluminum with Purple on White and Bright Green.



2300 Composite Competition



This road racer balances carbon fiber main tubes with aluminum alloy stays and fork to provide a strong, efficient, yet comfortable ride. This ultra-light frame is equipped with Shimano's Ultegra SIS with Hyperglide to provide smooth performance under even the most extreme pedaling loads. ■ This

combination results in a high performance cycle that has the quickness, responsiveness, and comfort which makes it great for road racing and triathalons.

Function Specific™ Design

SIZES
47, 50, 52, 54, 56, 58, 60 and 62 cm
FRAME/FORK
True Temper Graphite Epoxy/Bonded Aluminum
HUBS
Shimano Ultegra, 32 hole w/OR
RIMS
Matrix ISO-C II, hard anodized
TIRES
Matrix CD-4, 700 x 25C
DRIVE TRAIN
Shimano Ultegra SIS
BRAKESET
Shimano Ultegra Super SLR
FREEWHEEL
Shimano Hyperglide 13-21, 7-speed cassette
Shown in Composite main tubes and Bright Green and Bright Yellow with Bright Green on Silver and Yellow.



2100 Composite Competition

The 2100 is the latest addition to our composite line. It proves that high performance can be affordable. The 2100 features a 3 tube graphite epoxy construction which is coupled with heat-treated aluminum alloy stays and fork. ■ Driven by the Shimano 105 SC group, the 2100 is a very light cycle designed to leave the competition behind, while the rigidity makes for efficient pedaling to keep them behind. Perhaps most importantly, the incredible strength of the 2100 provides the long-lasting performance that makes it such a great value.

SIZES
47, 50, 52, 54, 56, 58, 60 and 62 cm
FRAME/FORK
True Temper Graphite Epoxy/Bonded Aluminum
HUBS
Shimano 105, 32 hole w/OR
RIMS
Matrix ISO-C II, hard anodized
TIRES
Matrix CD-3, 700 x 25C
DRIVE TRAIN
Shimano 105 SC SIS
BRAKESET
Shimano 105 SC Aero with SLR levers
FREEWHEEL
Shimano Hyperglide 13-23, 7-speed cassette
Shown in Composite main tubes and Purple with White on Silver and Purple.

Function Specific™ Design



1400 Aluminum

This top performer features a double butted, bonded aluminum frame which is both light and strong. The frame is complemented with Shimano 105 SC SIS componentry and a Matrix® wheel system. This combination offers quick acceleration, durability, and efficient power transfer for peak cycling performance.

SIZES

47, 50, 52, 54, 56, 58, 60 and 62 cm

FRAME/FORK

Epsilon 6061-F9 Double Butted Aluminum Alloy/Bonded Aluminum

HUBS

Shimano 105, 32 hole w/QR

RIMS

Matrix ISO-C II, hard anodized

TIRES

Matrix CD-3, 700 x 25C

DRIVE TRAIN

Shimano 105 SC SIS


BRAKESET

Shimano 105 SC Aero with SLR levers

FREEWHEEL

Shimano Hyperglide 13-23, 7-speed cassette

Shown in Champagne with Purple on Silver and Green.



1420 Aluminum Performance



The 1420 is a unique bicycle that can only be classified as a performance touring cycle. It's double butted, bonded aluminum frame is designed to be both strong enough for touring loads and also light enough to cover a lot of road quickly. It is equipped with the Shimano Deore DX SIS drive train with a triple crank supplying the gear range needed when loaded down on tough hills. ■ The strength, minimal weight, and rigidity of the 1420 makes it a great choice for both performance and tour cycling.

Function Specific™ Design

SIZES

47, 50, 52, 54, 56, 58, 60 and 62 cm

FRAME/FORK

Easton 6061-E9 Double Butted Aluminum Alloy/Bonded Aluminum

HUBS

Shimano 105, 32 hole w/OR

RIMS

Matrix ISO-C II, hard anodized

TIRES

Matrix CD-3K, 700 x 25C, Kevlar Belted

DRIVE TRAIN

Shimano Deore DX SIS

BRAKESET

Shimano 105 SC Aero Super SLR

FREEWHEEL

Shimano Hyperglide 12-28, 7-speed cassette

Shown in Glacial with Red on White and Navy.



1200 Aluminum Performance

The 1200 is Trek's most popular aluminum road bicycle. It features a double butted, bonded aluminum construction which results in a strong, stiff, but very light frame. It is equipped with a Shimano RX-100 SIS drive train and Matrix[®] ISO-C II rims. This is a bicycle that delivers the acceleration, speed, and durability needed for riding at your best.

SIZES
47, 50, 52, 54, 56, 58, 60 and 62 cm
FRAME/FORK
Easton 6061-E9 Double Butted Aluminum Alloy/Cro-moly, aero sloping crown
HUBS
Shimano RX-100, 32 hole w/OR
RIMS
Matrix ISO-C II, hard anodized
TIRES
Matrix GD-3, 700 x 25C
DRIVE TRAIN
Shimano RX-100 SIS
BRAKESET
Shimano RX-100 aero with SLR levers
FREEWHEEL
Shimano Hyperglide 13-23, 7-speed cassette
Shown in Yellow and Black Splash with Black on Silver and Blue

Function Specific™ Design



1100 Aluminum Performance



This cycle is designed for fast paced performance and touring. The internally lugged and bonded aluminum frame is carefully engineered for maximum strength and minimal weight. And the 1100 is driven by SunTour Edge components and a triple crank for a smooth, wide range of performance. ■ This is a bicycle of minimal weight for quick performance, but it also boasts the strength and rigidity needed for hard, fast cycling.

Function Specific™ Design

SIZES

47, 50, 52, 54, 56, 58, 60 and 62 cm

FRAME/FORK

Trek/Alcoa 6061 T6 Aluminum Alloy/
Aero Cro-moly

HUBS

Sansin 32 hole w/OR

RIMS

Matrix Titan II, hard anodized

TIRES

Matrix CD-2, 700 x 25C,
High pressure skinwall

DRIVE TRAIN

SunTour Edge GX Accushift

BRAKES/ET

Dia Compe Edge with aero levers

FREEWHEEL

SunTour Accushift Plus 13-28, 7-speed

Shown in Sapphire with White on Silver
and Red.



1000 Aluminum Performance

The 1000 offers aluminum performance at a value price. The frame consists of double butted aluminum tubes which are bonded to our exclusive investment cast lugs. This construction results in a light, strong, and precisely aligned frame. Combined with the SunTour Edge SS Accushift drive train and a Matrix® wheel system you have a cycle that promises smooth performance. ■ The 1000 is a bicycle that offers a quick, comfortable ride at a comfortable price.

SIZES
47, 50, 52, 54, 56, 58, 60 and 62 cm
FRAME/FORK
Trek/Alcos 6061 T6 Aluminum Alloy/ Aero Cro-moly
HUBS
Sansin 32 hole w/OR
RIMS
Matrix Titan II, hard anodized
TIRES
Matrix CD-2, 700 x 25C, High pressure skinwall
DRIVE TRAIN
SunTour Edge SS Accushift
BRAKESET
Dia Compe Edge with aero levers
FREEWHEEL
SunTour Accushift Plus 13-28, 7-speed
Shown in Black with Conch on White and Blue.

Function Specific™ Design



520 Cro-moly Touring

Trek's Road Cro-moly bicycles are carefully crafted bicycles that go a long way in performance. Their brazed Cro-moly construction results in a strong, rigid, precisely aligned frame that offers long-lasting quality, fun and value. ■ The 520 is designed with long distance touring in mind. The special geometry of the frame creates directional stability while loaded and offers ample clearance for panniers and fenders. The Shimano Deore DX components and the triple crank assure smooth operations under the stress encountered when touring. ■ The 520 Cro-moly is a quality cycle that will provide you with long-term cycling performance and enjoyment.

Function Specific™ Design

SIZES

17, 19, 21 and 23"

FRAME/FORK

True Temper AT Double Butted Cro-moly/Cro-moly w/unicrown

HUBS

Shimano Deore DX, 36 hole w/OR

RIMS

Matrix Titan Tour, 700C, hard anodized

TIRES

Matrix Tour 700 x 30C, Kevlar belted skinwall

DRIVE TRAIN

Shimano Deore DX SIS

BRAKESET

Shimano Deore L.P. DX SLR Cantilevers


FREEWHEEL

Shimano Hyperglide 12-28, 7-speed cassette

Shown in Purple with White on Conch and Silver.



400 Cro-moly Sport



The 400 is designed for the cyclist looking for a sport and all around fitness bicycle. The geometry of this cycle provides a quick and exhilarating ride. The brazed construction and SunTour Blaze SS Accushift drive train provide the durability and consistent performance that make the 400 a great ride.

SIZES

18, 19, 21, 22.5, 24 and 25.5"

FRAME/FORK

True Temper RC Double Butted Cro-moly/Cro-moly

HUBS

Sansin 32 hole w/QR

RIMS

Matrix Titan II, 700C, hard anodized

TIRES

Matrix GD-2, 700 x 28C, High pressure skinwall

DRIVE TRAIN

SunTour Blaze SS Accushift

BRAKESET

Dia Compe Blaze with aero levers

FREEWHEEL

SunTour Accushift Plus 13-28, 7-speed

Shown in White with Red on Silver and Purple

Function Specific™ Design

