



ROCKY MOUNTAIN



BICYCLE COMPANY

EXCEPTIONAL QUALITY



bicycle, bi'si•kl, n. [L. prefix bi, two, and Gr. kyklos, a circle or wheel.] A two-wheeled velocipede; a vehicle consisting of two wheels, one behind the other, connected by a light metal frame carrying a seat, the vehicle being propelled by the feet of the rider pressing on peddles which act directly or through gearing.

bicyclist, bi'sik•list, n. One who rides on a bicycle.

For the last 150 years, adventurers and craftsmen have joined together to create amazing two-wheeled vehicles.

At Rocky Mountain Bicycles, we don't claim to go back that far, but we've been around long enough to know that building exceptional bicycles – of durability and speed –

takes time. Exceptional quality is fundamental to Rocky Mountain. Each bicycle is handcrafted in Canada by our dedicated technicians who are passionate about their commitment to quality. For casual users, any new bike will do.

For the uncompromising person, the Rocky Mountain bicycle is worth discovering.

T O T A L C O M M I
N O C O M P R O M

Rocky Mountain Bicycles mean performance.

Performance on the trail. Performance for enthusiasts.

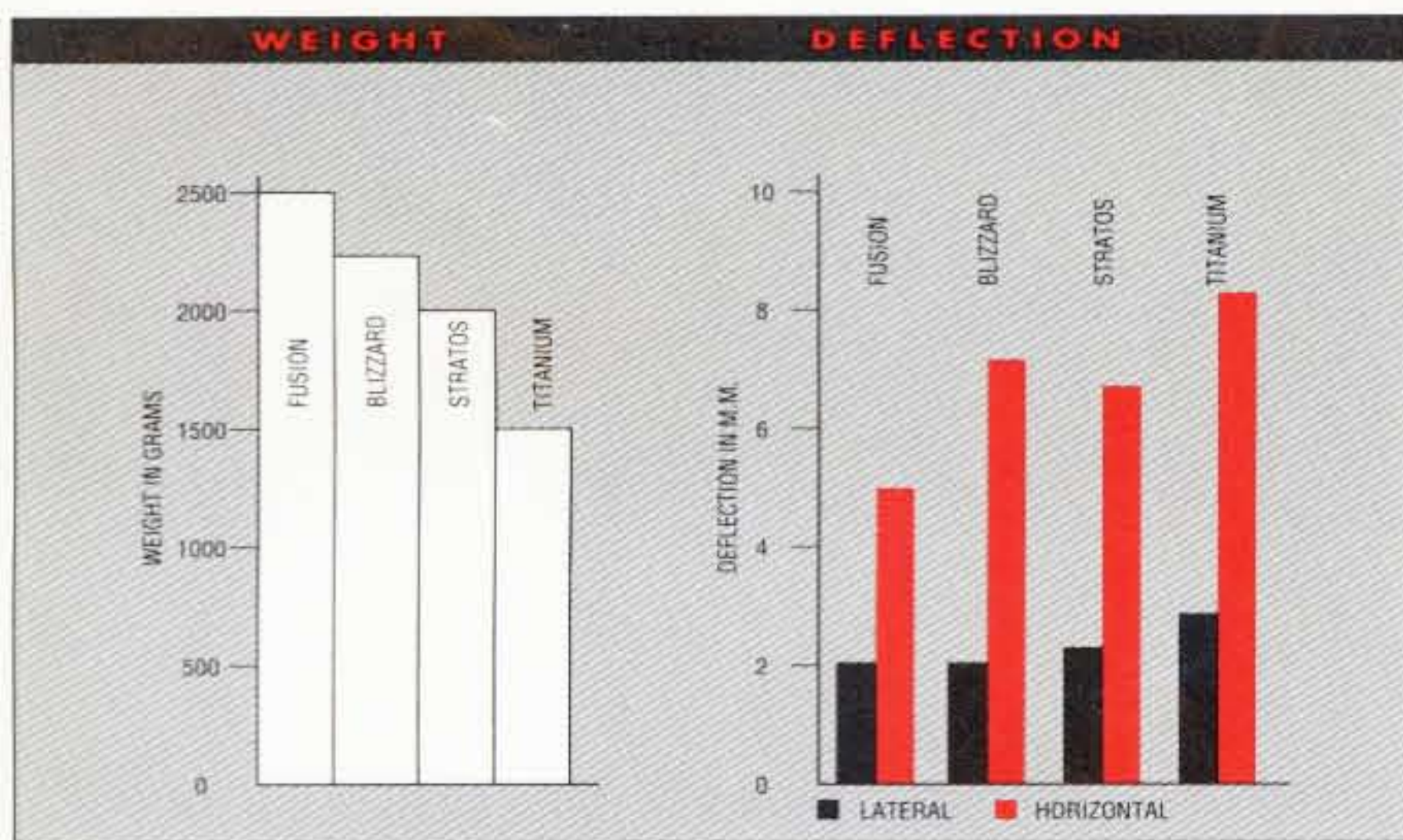
Performance engineering. Performance in construction.

Performance for expeditions. Performance in the city.

Performance for competitors. Performance is the spirit of

each Rocky Mountain bike. Did we mention Performance?






WHEN FRAMES ARE EVALUATED, THE INTEGRITY OF EACH FEATURE IS CAREFULLY ANALYZED. THESE BAR GRAPHS ARE AN EXAMPLE OF SOME OF THE RESEARCH ROCKY MOUNTAIN BICYCLES PERFORMS ON EACH MODEL. HORIZONTAL MAIN FRAME DEFLECTION INDICATE THE INHERENT SHOCK ABSORBING CAPABILITY OF THE FRAME. LATERAL DEFLECTION INDICATE THE RELATIVE EFFICIENCY OF ENERGY TRANSFER THROUGH THE POWER TRAIN.

The Frame is the most significant part of the bicycle. It transfers muscle power into mechanical movement – it needs to be STIFF. It is the skeleton upon which all other parts fit – it needs to be STRONG and DURABLE. It suspends the rider over handlebars, saddle and pedals softening a harsh ride – it needs to be RESILIENT. Since the frame is constantly propelled forward it needs to be LIGHT.

MENT
S E



THE PEDIGREE OF EXCELLENCE. EACH MECHANIC AUTOGRAPHS HIS WORK ON THE TAG. THIS IS YOUR PROOF OF SUPERIOR QUALITY.

1. THE ROCKY MOUNTAIN BUILDERS, PAINTERS AND APPRENTICES. THEIR MISSION IS TO BUILD THE FINEST BICYCLES IN THE WORLD.
2. EVERY FRAME IS TESTED AND ALIGNED. THESE MECHANICS ARE INTENSELY PROUD OF THE QUALITY OF EVERY FRAME.
3. FRAMES, WHEELS AND COMPONENTS ALL COME TOGETHER WITH CONSISTENT TOTAL COMMITMENT AT EACH STAGE.
4. WHEELTECH®... WHERE MECHANICS BUILD PERFECT WHEELS FOR EVERY BIKE.
5. LANCE BOHLEN AND HIS TESTING APPARATUS. BUILT TO CAREFULLY MEASURE THE STIFFNESS AND RESILIENCE OF TUBE DIMENSIONS AND FRAME DESIGNS.






ANDY TOUT, MEMBER OF CANADA'S NATIONAL TEAM. HE IS RACING THE NORBA CIRCUIT ON HIS R.M. TITANIUM. HE IS THE CURRENT HOLDER OF 1ST PLACE IN THE CANADIAN EASTERN CHAMPIONSHIPS.

THE RACE LITE SERIES...
 ALTITUDE, NIMBUS,
 SUMMIT, TANTALUS
 AND TITANIUM.
 NOT JUST DESIGNED,
 NOT JUST MARKETED,
 BUT METICULOUSLY BUILT
 FOR HIGH PERFORMANCE.
 ELITE MATERIALS --
 TITANIUM, ALUMINUM,
 HEAT TREATED STEEL.
 THE COMPOSITE SYNCROS
 FORK FROM CANADA --
 MUCH LIGHTER FOR '91.
 WHEELS -- HANDBUILT BY
 WHELTECH®. GEAR
 SHIFTING IS WITH
 DIRECT GRIP SHIFT --
 SIMPLE AND LIGHT.
 CRANKS AND BRAKES --
 THE NEW, LIGHT, RITCHEY
 LOGIC. BIKES BUILT BY
 MECHANICS AT ROCKY
 MOUNTAIN -- COMMITTED
 TO THE PURSUIT OF
 EXCELLENCE.


PAUL CHETWYND STARTED IN THE FAMOUS WHISTLER MOUNTAIN AREA OF BRITISH COLUMBIA. HE RIDES THE TITANIUM FOR SERIOUS FUN.



TITANIUM/TANTALUS

The TITANIUM and TANTALUS rely on Rocky Mountain's 10-year history of building mountain bikes for racing. With our 1990 race team experience and our unique test apparatus, the new choices of tubing build even stiffer frames. Precise frames, integrated with racebred components. The result: ...Lightening!

| SPECIFICATIONS | | | | | | | | | |
|-------------------------------|---|------|------|------|---|------|------|------|------|
| TITANIUM RACE LITE | | | | | (DIMENSIONS IN CENTIMETERS) | | | | |
| SIZE (CENTRE TO TOP) | 43.2 | | 47.0 | | 50.8 | | 54.6 | | |
| TANTALUS RACE LITE (1) | | | | | (DIMENSIONS IN CENTIMETERS) | | | | |
| SIZE (CENTRE TO TOP) | 40.6 | 43.2 | 45.7 | 48.3 | 50.8 | 53.3 | 55.9 | 58.4 | |
| HEAD ANGLE | 71.0 | 71.0 | 71.0 | 71.0 | 71.0 | 71.0 | 71.0 | 71.0 | 71.0 |
| SEAT ANGLE | 73.0 | 73.0 | 72.5 | 72.5 | 72.5 | 72.0 | 72.5 | 72.0 | 71.5 |
| TOP TUBE | 54.6 | 55.5 | 57.1 | 57.7 | 58.4 | 59.0 | 59.9 | 60.2 | 61.4 |
| CHAIN STAY | 42.4 | 42.9 | 42.4 | 42.9 | 42.4 | 42.9 | 42.4 | 42.9 | 42.9 |
| B/B HEIGHT | 29.2 | 29.2 | 29.2 | 29.2 | 29.2 | 29.2 | 29.2 | 29.2 | 29.2 |
| TITANIUM RACE LITE | | | | | TANTALUS RACE LITE | | | | |
| FRAME | 3A1/2 5V TITANIUM ALLOY | | | | TANGE PRESTIGE RITCHEY LOGIC SUPER BUTTED, SILVER SOLDERED, WITH HENRY JAMES INVESTMENT CAST LUGS | | | | |
| FEATURES | SEMI-SLOPE TOP TUBE, REVERSE SEAT COLLAR, WISHBONE SEAT STAY | | | | SEMI-SLOPE TOP TUBE, CROSSOVER TOP TUBE, CABLE ROUTING | | | | |
| FORK | SYNCROS POWERLITE | | | | ROCKY MTN. HANDBUILT | | | | |
| FEATURES | ALUMINUM #7000 MACHINED CROWN AND DROPOUTS BONDED TO BUTTED CRO-MO BLADES | | | | ROCKY MTN. CUSTOM SLOPING SQUARE CROWN BUTTED STRAIGHT BLADES OR RITCHEY LOGIC UNICROWN | | | | |
| HANDLEBARS | SYNCROS ALUMINUM #7000, "ATTACK" GRIPS | | | | SYNCROS ALUMINUM #7000, "ATTACK" GRIPS | | | | |
| STEM | SYNCROS ALUMINUM #6061 HEAT TREATED | | | | ROCKY MTN. CUSTOM SIZED | | | | |
| SEAT POST | SYNCROS ALUMINUM #7000 29.2 X 330 | | | | CAMPAGNOLO "CENTAUR" | | | | |
| SADDLE | SELLE ITALIA TURBO | | | | SELLE ITALIA TURBO WHITE | | | | |
| HEADSET | TANGE/SEKAI, DIA. 1-1/8" | | | | CAMPAGNOLO "CENTAUR" WITH SELFFORM, DIA. 1-1/8" | | | | |
| PEDALS, CHAIN | SHIMANO DEORE XT COMP. WITH CLIPS & STRAPS | | | | CAMPAGNOLO "CENTAUR", SUPER LIGHT, WITH CLIPS & STRAPS | | | | |
| B/B & CRANKSET | RITCHEY LOGIC, 26-36-46 ROUND RINGS, COLD FORGED ARMS | | | | CAMPAGNOLO "CENTAUR", 24-36-46 ROUND RING | | | | |
| DERAILLEURS | GRIP SHIFT SHIFTERS, DR XT THUMB SHIFTERS, SHIMANO DEORE XT FR DER, SHORT CAGE REAR | | | | CAMPAGNOLO "BULLET" TWIST SHIFT, "CENTAUR" DERAILLEUR, SHORT CAGE RR | | | | |
| BRAKES | RITCHEY LOGIC CANTILEVERS, 3-FINGER LEVERS | | | | CAMPAGNOLO "CENTAUR" CANTILEVERS, 3-FINGER COMPACT LEVERS | | | | |
| HUBS | SHIMANO DEORE XT 12-28 COGS | | | | CAMPAGNOLO "CENTAUR" 8 SPEED CASSETTE, 11-28 COGS, 32H | | | | |
| SPOKES | DT COMPETITION 15-16 15g FR, 14-15 14 RR, WITH ALLOY NIPPLES | | | | DT COMPETITION 15-16 15g FR, 14-15 14g, WITH ALLOY NIPPLES | | | | |
| RIMS | RITCHEY VANTAGE COMP 32H, HEAT TREATED, HARD ANODIZED, GREY | | | | RITCHEY VANTAGE COMP 32H, HEAT TREATED, HARD ANODIZED, GREY | | | | |
| TIRES | RITCHEY MEGABITE "HARDRIVE" KEVLAR 26 X 2.1 | | | | RITCHEY MEGABITE "HARDRIVE" KEVLAR 26 X 2.1 | | | | |
| COLOUR | POLISHED TITANIUM | | | | ANY RMB DUPONT, IMRON OR NEON | | | | |
| (1) FRAME COMPONENT GROUP: | ANGLES AND TUBE LENGTHS CAN BE CUSTOMIZED TO SUIT RIDER ON TANTALUS. OPTIONAL SHIMANO DEORE XT. | | | | | | | | |



DEREK BAILEY,
A CRAFTSMAN WITH 33 YEARS OF
PERSONAL FRAME BUILDING
EXPERIENCE.

THUNDERBOLT

The original THUNDERBOLT, born in the Rocky Mountains some ten years ago. Tube lengths, angles and overall dimensions are custom fit to the individual rider's anatomy. No two are the same. It takes 20 hours and one master frame builder to turn a rider's dream into a THUNDERBOLT.

**ENDURO SERIES:
NO MATTER WHERE.
HAMMERING TO
THE CHASE. ONCE MORE
DOWN A FAVOURITE
TRAIL -- FAST.
THE THUNDERBOLT,
BLIZZARD, STRATOS,
ÉQUIPE, HAMMER
AND FUSION.
SIX STRONG FRAME SETS
PLUS SIX CUSTOM
COMPONENT GROUPS.
BUILT IN CANADA WITH
TOTAL COMMITMENT.
NO SLICK MARKETING
STRATEGY. JUST A SOLID
LIFETIME INVESTMENT.**

S P E C I F I C A T I O N S

| THUNDERBOLT ENDURO | | (DIMENSIONS IN CENTIMETERS) | | | | | | |
|----------------------|---|-----------------------------|------|------|------|------|------|------|
| SIZE (CENTRE TO TOP) | 40.6 | 43.2 | 45.7 | 48.3 | 50.8 | 53.3 | 55.9 | 58.4 |
| HEAD ANGLE | 71.0 | 71.0 | 71.0 | 71.0 | 71.0 | 71.0 | 71.0 | 71.0 |
| SEAT ANGLE | 73.0 | 73.0 | 72.5 | 72.0 | 72.0 | 72.0 | 72.0 | 71.5 |
| TOP TUBE | 54.6 | 55.9 | 58.2 | 58.4 | 59.7 | 60.7 | 61.5 | 62.7 |
| CHAINSTAY | 42.5 | 42.5 | 42.5 | 42.5 | 42.5 | 42.5 | 42.5 | 42.5 |
| B/B HEIGHT | 29.2 | 29.2 | 29.2 | 29.2 | 29.2 | 29.2 | 29.2 | 29.2 |
| FRAME | TANGE PRESTIGE, STD, D/S OR CONCEPT | | | | | | | |
| FEATURES | FILLET BRAZED RADICAL SLOPE T.T. WITH SEAT COLLAR, CUSTOM CABLE ROUTING | | | | | | | |
| FORK | ROCKY MTN. PRESTIGE, FILLET BRAZED | | | | | | | |
| FEATURES | HIGH RADIUS BEND OR STRAIGHT BLADE | | | | | | | |
| HANDLEBARS | SYNCRS ALUMINUM #7000, "ATTACK" GRIPS | | | | | | | |
| STEM | ROCKY MTN. CUSTOM SIZED | | | | | | | |
| SEAT POST | SYNCRS ALUMINUM #7000, 27.0 X 330 | | | | | | | |
| SADDLE | SELLE ITALIA TURBO | | | | | | | |
| HEADSET | SHIMANO DEORE XT, DIA. 1-1/8" | | | | | | | |
| PEDALS, CHAIN | SHIMANO DEORE XT COMP | | | | | | | |
| B/B & CRANKSET | SHIMANO 24-36-46 "5G" | | | | | | | |
| DERAILLEURS | SHIMANO DEORE XT "RAPID FIRE" WITH SHORT CAGE RR. OPTION: THUMBSHIFTERS | | | | | | | |
| BRAKES | SHIMANO "SERVO WAVE SLR PLUS" LOW PROFILE, CANTI. FR. & RR. OPTION U-BRAKE RR. | | | | | | | |
| HUBS | SHIMANO DEORE XT, 12-28 COGS | | | | | | | |
| SPOKES | DT COMPETITION 14-15-14g, WITH ALLOY NIPPLES | | | | | | | |
| RIMS | WOLBER AT18 32H, HEAT TREATED, HARD ANODIZED, BLACK, ALL WHEELS WHEELTECH HANDBUILT | | | | | | | |
| TIRES | RITCHEY MEGABITE "OVERDRIVE" 26 X 2.0 | | | | | | | |
| COLOUR | ANY RMB DUPONT IMRON OR NEON | | | | | | | |
| NB: | FRAME ANGLES AND TUBE LENGTHS CAN BE CUSTOMIZED TO SUIT RIDER | | | | | | | |

**FINISHED MASTERPIECE,
FRAMED ON THE
ALIGNMENT TABLE.
THE NEXT ROCKY
MOUNTAIN
COULD BE FOR YOU.**





CHRIS DEKERF SETS THE QUALITY OF FRAME CONSTRUCTION FOR ROCKY MOUNTAIN.

"OUR MAIN PRODUCTION COMMITMENT IS TO EXCEPTIONAL QUALITY, QUALITY THAT EXCEEDS CUSTOMER EXPECTATION. WE SET THE STANDARDS OF SENSIBLE INNOVATION AND QUALITY PRODUCTION NOT ONLY FOR ROCKY MOUNTAIN'S BIKES, BUT ALSO FOR BIKES AROUND THE WORLD. OUR CUSTOMERS EXPECT THIS OF US; WE EXPECT THIS OF OURSELVES."

Chris DeKerf

CHRIS DEKERF
PRODUCTION MANAGER

ROCKY MOUNTAIN LEADS AGAIN WITH THE EFFICIENT "CROSS OVER CABLE SYSTEM." IT CHANNELS THE CABLES ALONG THE PATH OF LEAST RESISTANCE. IT ELIMINATES RADICAL CABLE TURNS, THEREBY REDUCING THE FRICTION WITHIN BRAKE AND GEAR CABLES. ALSO, BY MOUNTING THE CROSS OVER SYSTEM ON THE HEAD AND SEAT TUBE, THE HEAT FROM AFFIXING THESE CABLE STOPS WILL NOT AFFECT THE STRENGTH OF THIN-WALLED TOP OR DOWN TUBES.



ALTITUDE

"The desire to build the perfect race bike is fueled by the strength of our commitment to leadership. "The ALTITUDE is built in Canada with Tom Ritchey's "Logic", the world's lightest steel tubing and then finished in Dupont's "Imron" paint. This bike is for racers, future winners, who, like us, feel the desire to lead.

S P E C I F I C A T I O N S

| ALTITUDE RACE LITE | | (DIMENSIONS IN CENTIMETERS) | |
|-------------------------|---|-----------------------------|-----------|
| SIZE (CENTRE TO TOP) | 43.2 (17) | 47.0 (18.5) | 50.8 (20) |
| HEAD ANGLE | 71.0 | 71.0 | 71.0 |
| SEAT ANGLE | 72.5 | 72.5 | 72.5 |
| TOP TUBE | 55.2 | 57.7 | 59.0 |
| CHAINSTAY | 42.9 | 42.9 | 42.9 |
| B/B HEIGHT | 29.2 | 29.2 | 29.2 |
| FRAME | RITCHEY LOGIC PRESTIGE CUSTOM BLEND | | |
| FEATURES | HANDBUILT IN CANADA, OVERSIZE TOP TUBE, WISHBONE SEAT STAY WITH CUSTOM "CROSSOVER" CABLE ROUTING, REVERSE SEAT COLLAR | | |
| FORK | SYNCROS POWERLITE | | |
| FEATURES | ALUMINUM #7000 MACHINED CROWN AND DROPOUTS; BONDED TO BUTTED CRO-MO BLADES | | |
| HANDLEBARS | SYNCROS ALUMINUM #7000, "ATTACK" GRIPS | | |
| STEM | SYNCROS ALUMINUM #6061 HEAT TREATED | | |
| SEAT POST | SYNCROS ALUMINUM #7000, 27.0 X 330 | | |
| SADDLE | ROCKY MTN. TURBO LEATHER | | |
| HEADSET | TANGE/SEKAI, DIA. 1-1/8" | | |
| CHAIN, B/B AND CRANKSET | RITCHEY LOGIC 26-36-46 ROUND RINGS; DEORE XT CHAIN | | |
| PEDALS | SHIMANO DEORE XT COMP, WITH CLIPS AND STRAPS | | |
| DERAILLEURS | GRIP SHIFT SHIFTERS, SHIMANO DEORE XT FR. DER., SHORT CAGE RR. | | |
| BRAKES | RITCHEY LOGIC CANTILEVERS, 3-FINGER LEVERS | | |
| WHEELS | HANDBUILT BY WHEELTECH | | |
| HUBS | SHIMANO DEORE XT, 12-28 "HG" COGS | | |
| SPOKES | DT COMPETITION 15-16-15g FR. 14-15-14g RR. WITH ALLOY NIPPLES | | |
| RIMS | RITCHEY VANTAGE COMP 32H, HEAT TREATED, HARD ANODIZED, GREY | | |
| TIRES | RITCHEY MEGABITE "HARDRIVE" KELVAR 26 X 2.1 | | |
| COLOUR | TEAM YELLOW / RED / BLACK | | |





BERNARD VERMETTE IS AN ATHLETE WITH LOTS OF TALENT IN CROSS-COUNTRY SKIING AND MOUNTAIN BIKING. HE IS NO. 1 IN QUEBEC.

SUPER LIGHTWEIGHT BIKES ALLOW YOU TO RIDE FASTER -- GREAT IN CLIMBING, QUICK IN ACCELERATION. WHEN THERE ARE COMPROMISES OF DURABILITY, LIGHTWEIGHT BIKES LOSE THEIR LUSTRE. AT CRITICAL POINTS, WEIGHT SAVING ON THE FRAME AND FORK CAN SERIOUSLY SACRIFICE STRENGTH. DURABILITY DECLINES, AND SO DOES CONFIDENCE. ROCKY MOUNTAIN BICYCLES ATTAIN A SENSIBLE BALANCE OF WEIGHT AND STRENGTH. EVERY FRAME IS PROTECTED BY THE BEST INSURANCE MONEY CAN BUY -- A FULL LIFETIME WARRANTY*

***ASK YOUR ROCKY MOUNTAIN DEALER FOR FULL WARRANTY DETAILS**

DO YOU KNOW HOW MUCH WEIGHT YOU CARRY?

**ONE FULL WATER BOTTLE & CAGE = 880 GMS
TUBE, LEVERS IN POUCH = 405 GMS
ONE PUMP = 175 GMS**

ALL NECESSARY EQUIPMENT, BUT IT ADDS 1.4 KILO TO A SLEEK 12.5 KILO RACE BIKE. ADDING 10% TO THE BIKE'S WEIGHT IS EASY ...

HAVE YOU ALSO CONSIDERED YOUR SHOES, YOUR ACCESSORIES, ETC?....

NIMBUS

Project Race Lite: Build a racing bike with a light custom butted #7005 aluminum tube set. TIG weld it - more strength, less weight. Add one of the lightest and quickest forks in the business. Take a custom component package chosen for performance. You've got the NIMBUS. The hottest aluminum race bike of 1991. *Mountain Bike Action*, May 1990.

S P E C I F I C A T I O N S

| NIMBUS RACE LITE | | (DIMENSIONS IN CENTIMETERS) | | | |
|-------------------------|--|-----------------------------|-----------|-------------|--|
| SIZE (CENTRE TO TOP) | 43.2 (17) | 47.0 (18.5) | 50.8 (20) | 54.6 (21.5) | |
| HEAD ANGLE | 70.5 | 70.5 | 70.5 | 70.5 | |
| SEAT ANGLE | 72.5 | 72.5 | 72.5 | 72.5 | |
| TOP TUBE | 55.2 | 57.7 | 59.2 | 60.4 | |
| CHAINSTAY | 42.9 | 42.9 | 42.9 | 42.9 | |
| B/B HEIGHT | 29.2 | 29.8 | 29.8 | 29.8 | |
| FRAME | EASTON #7005 ALUMINUM | | | | |
| FEATURES | TIG WELDED, CUSTOM DRAWN AND BUTTED TUBES | | | | |
| FORK | SYNCROS POWERLITE | | | | |
| FEATURES | ALUMINUM #7000 MACHINED CROWN AND DROPOUTS; BONDED TO BUTTED CRO-MO BLADES | | | | |
| HANDLEBARS | SYNCROS ALUMINUM #7000; "ATTACK" GRIPS | | | | |
| STEM | SYNCROS ALUMINUM #6061 HEAT TREATED | | | | |
| SEAT POST | SYNCROS ALUMINUM #7000; 27.0 X 330 | | | | |
| SADDLE | ROCKY MTN. TURBO LEATHER | | | | |
| HEADSET | TANGE/SEKAI, DIA. 1-1/8" | | | | |
| CHAIN, B/B AND CRANKSET | RITCHEY LOGIC 26-36-46 ROUND RINGS, DEORE XT CHAIN | | | | |
| PEDALS | SHIMANO DEORE XT COMP. WITH CLIPS AND STRAPS | | | | |
| DERAILLEURS | GRIP SHIFT SHIFTERS, SHIMANO DEORE XT FR. DER., SHORT CAGE RR. | | | | |
| BRAKES | RITCHEY LOGIC, CANTILEVERS; 3-FINGER LEVERS | | | | |
| WHEELS | HANDBUILT BY WHEELTECH | | | | |
| HUBS | SHIMANO DEORE XT; 12-28 "HG" COGS | | | | |
| SPOKES | DT COMPETITION 15-16-15g FR.; 14-15-14g RR. WITH ALLOY NIPPLES | | | | |
| RIMS | RITCHEY VANTAGE COMP 32H; HEAT TREATED, HARD ANODIZED, GREY | | | | |
| TIRES | RITCHEY MEGABITE "HARDRIVE" KEVLAR 26 X 2.1 | | | | |
| COLOUR | CLEAR COATED SILVER; WHITE FORKS | | | | |






TRAVERSING A CREEK ON THE
KELSO INTERNATIONAL RACE COURSE.
ONTARIO, CANADA.

OVERSIZE TUBES.....
MYTH OR MYSTERY?
ARE BIG TUBES
A FASHIONABLE IDEA
OR IS THERE SOUND
STRUCTURAL REASONING
BEHIND A TUBE'S
LARGE DIAMETER?
IF THE BUILDER DESIRES
MORE STIFFNESS HE CAN
INCREASE THE WALL
THICKNESS, OR THE TUBE'S
DIAMETER -- HENCE THE
TERM "OVERSIZE".
HOWEVER, JUMBO
OVERSIZE STEEL FRAMES
LOSE THEIR INHERENT
ADVANTAGE -- FRAME
WEIGHT INCREASES AND
MUCH SHOCK ABSORBING
RESILIENCE IS LOST.
FOR ALUMINUM FRAMES,
OVERSIZE TUBES
ARE VERY EFFECTIVE--
AS LONG AS THE
EXTRA LARGE DIAMETER
TUBES ARE NOT TOO
STIFF OR TOO BRITTLE.

ROCKY MOUNTAIN'S TRAILSIN RIDER.
CARLOS IS OUR LUNCHTIME
ENTERTAINER.



EXPERIENCE

Riding the EXPERIENCE brings new levels of agility. Built to jump logs or boulders with a high clearance bottom bracket. The large radius stays allows maximum mud clearance. Responsive climber? Yes! Short wheelbase and steep angles makes this the Mountain Trails Special!

SPECIFICATIONS

| EXPERIENCE ADVANCE DESIGN | | [DIMENSIONS IN CENTIMETERS] | |
|---------------------------|--|-----------------------------|-----------|
| SIZE (CENTRE TO TOP) | 43.2 (17) | 47.0 (18.5) | 50.8 (20) |
| HEAD ANGLE | 71.5 | 71.5 | 71.5 |
| SEAT ANGLE | 72.0 | 72.0 | 72.0 |
| TOP TUBE | 57.5 | 59.0 | 60.5 |
| CHAINSTAY | 40.0 | 40.0 | 40.0 |
| B/B HEIGHT | 30.5 | 30.5 | 30.5 |
| FRAME | ALUMINUM #7000 SERIES | | |
| FEATURES | ELEVATED CHAIN STAY, SLOPING TOP TUBE, WISHBONE SEAT STAY, REVERSE SEAT COLLAR | | |
| FORK | TANGE BIG FORK | | |
| FEATURES | LARGE RADIUS UNTAPERED, INTERNAL BUTTED 1.2-0.9-0.6mm | | |
| HANDLEBARS | ROCKY MTN. CRD-MQ; KRATON GRIPS | | |
| STEM | ROCKY MTN. CRD-MQ HI-RISE (15°) | | |
| SEAT POST | SYNCROS ALUMINUM #7000; 30.4 X 400 | | |
| SADDLE | ROCKY MTN TURBO LEATHER | | |
| HEADSET | SHIMANO DEORE DX, DIA. 1-1/8" | | |
| CHAIN, B/B AND CRANKSET | SHIMANO DEORE DX, 24-36-46 "SG" ROUND RINGS, WITH "ROCK RING" CHAINWHEEL PROTECTOR | | |
| PEDALS | SHIMANO DEORE DX, WIDE PLATFORM | | |
| DERAILLEURS | GRIPSHIFT SHIFTERS, SHIMANO DEORE DX, LONG CAGE RR. | | |
| BRAKES | SUNTOUR XC-LTD. CANTILEVERS, S.E. RR., 3-FINGER LEVERS | | |
| WHEELS | BUILT BY WHEELTECH | | |
| HUBS | SHIMANO DEORE DX; 13-32 "HG" COGS | | |
| SPOKES | DT SWISS S.S. 14g | | |
| RIMS | WOLBER AT 20 36H; HEAT TREATED, SILVER | | |
| TIRES | RITCHEY MEGABITE "HARDRIVE" 26 X 2.1 | | |
| COLOUR | RAW SILVER / NEON RED | | |



PATRICK CLARK:
THIS RIDER IS SPONSORED BY A WELL KNOWN STORE IN TORONTO, CANADA AS PART OF OUR EXTENSIVE EXPERT TEAM PROGRAM.

ELEVATED CHAIN STAYS ARE AN EFFECTIVE SOLUTION TO THE DESIGN PROBLEMS THAT OCCUR WITH THE COMBINATION OF SHORT CHAINSTAYS, FAT TIRES AND TRIPLE CHAIN RINGS. CONVENTIONAL BIKE DESIGNS STRUGGLE TO ACCOMMODATE THESE FEATURES. THE CIRRUS AND EXPERIENCE ARE NOT CONVENTIONAL, YET THEY ARE REFINED. THE SHORT ELEVATED CHAINSTAYS PROVIDE ENORMOUS MUD CLEARANCE, EVEN WITH 2.2" TIRES AND 16.5" CHAINSTAYS.

CIRRUS

Endorsed by many Elite racers, acclaimed in German and U.S. magazines – the CIRRUS had an outrageously successful opening season. "The CIRRUS shines not only due to the other design of the bike, but also because of the array of the components it is spec'd with." *Mountain Bike Action, May 1990.*

S P E C I F I C A T I O N S

| CIRRUS ADVANCED DESIGN | | (DIMENSIONS IN CENTIMETERS) | | | |
|-------------------------|---|-----------------------------|-----------|-------------|--|
| SIZE (CENTRE TO TOP) | 43.2 (17) | 47.0 (18.5) | 50.8 (20) | 54.6 (21.5) | |
| HEAD ANGLE | 71.0 | 71.0 | 71.0 | 71.0 | |
| SEAT ANGLE | 73.0 | 73.0 | 73.0 | 73.0 | |
| TOP TUBE | 55.4 | 57.8 | 59.1 | 60.3 | |
| CHAINSTAY | 42.2 | 42.2 | 42.2 | 42.2 | |
| B/B HEIGHT | 29.2 | 29.8 | 29.8 | 29.8 | |
| FRAME | ALUMINUM #7000 SERIES | | | | |
| FEATURES | ELEVATED WISHBONE CHAIN STAY, SLOPING TOP TUBE, WISHBONE SEAT STAY, REVERSE SEAT COLLAR | | | | |
| FORK | SYNCROS POWERLITE | | | | |
| FEATURES | ALUMINUM #7000 MACHINED CROWN AND DROPOUTS; BONDED TO BUTTED CR-MO BLADES | | | | |
| HANDLEBARS | SYNCROS ALUMINUM #7000; "ATTACK" GRIPS | | | | |
| STEM | SYNCROS ALUMINUM #6061 HEAT TREATED | | | | |
| SEAT POST | SYNCROS ALUMINUM #7000; 30.4 X 330 | | | | |
| SADDLE | ROCKY MTN. TURBO LEATHER | | | | |
| HEADSET | SHIMANO DEORE XT; DIA. 1-1/8" | | | | |
| CHAIN, B/B AND CRANKSET | SHIMANO DEORE XT; 24-36-46 "SG" ROUND RINGS | | | | |
| PEDALS | SHIMANO DEORE XT COMP. WITH CLIPS AND STRAPS | | | | |
| DERAILLEURS | SHIMANO DEORE XT "RAPID FIRE"; TOP PULL FR. SHORT CAGE RR. | | | | |
| BRAKES | SHIMANO DEORE XT "SERVOWAVE SLR PLUS"; LOW PROFILE CANTILEVERS | | | | |
| WHEELS | BUILT BY WHEELTECH | | | | |
| HUBS | SHIMANO DEORE XT; 12-28 "HG" COGS | | | | |
| SPOKES | DT COMPETITION 14-15-14g; WITH ALLOY NIPPLES | | | | |
| RIMS | WOLBER AT 18 32H; HEAT TREATED; HARD ANODIZED; BLACK | | | | |
| TIRES | RITCHEY MEGABITE "HARDRIVE" 26 X 2.1 | | | | |
| COLOUR | PEARLIZED, CLEAR COATED SILVER WITH BLACK FORKS | | | | |

TEN MINUTES: ADRENALIN BUILDS AS RIDERS COMPLETE THEIR PRE-RACE RITUALS. IN THEIR MINDS THEY ARE RIDING THE COURSE NOW. TWO MINUTES: FINDING YOUR BREATH IS ALREADY A LITTLE STRAINED FROM NERVOUS ANTICIPATION AS YOU TAKE YOUR POSITION AT THE LINE. FIFTEEN SECONDS: FOOT IN THE TOE CLIP, TIGHTEN THE STRAP. TEN: CONCENTRATE TO FOCUS, TO RELAX. FIVE: THE WORLD SHRINKS TO THE 100 FEET OF VISIBLE TRAIL THAT STRETCHES IN FRONT OF YOU. NOW GO! ROCKY MOUNTAIN BICYCLES. WE ARE PLAYING TO WIN.





SNOW CYCLING BY THE
"RIVER OF GOLDEN DREAMS",
WHISTLER, CANADA.



THINK BIG, VERY BIG,
THINK SMALL, VERY SMALL.

"HUMANKIND HAS NOT
WOVEN THE WEB OF LIFE.
WE ARE BUT ONE
THREAD IN IT. WHATEVER
WE DO TO THE WEB WE
DO TO OURSELVES.
ALL THINGS ARE BOUND
TOGETHER. WHATEVER
BEFALLS THE EARTH
BEFALLS THE CHILDREN
OF THE EARTH."
CHIEF SEATTLE, SPEAKING
TO THE PRESIDENT OF
THE UNITED STATES, 1855.


SUMMIT RL

The bike as rare as the summit it reaches. Certain adventuresome individuals are not satisfied with ordinary bicycles. The SUMMIT is worth a race, a cruise, a long climb back to the summit. It's soul is of TIG welded Tange Prestige Concept, light gauge. It's mind is Ritchey Logic - forks, bars and stem. It's heartbeat is given by you.

S P E C I F I C A T I O N S

| SUMMIT RACE LITE | | [DIMENSIONS IN CENTIMETERS] | | |
|-------------------------|--|-----------------------------|-----------|-------------|
| SIZE (CENTRE TO TOP) | 43.2 (17) | 47.0 (18.5) | 50.8 (20) | 54.6 (21.5) |
| HEAD ANGLE | 71.0 | 71.0 | 71.0 | 71.0 |
| SEAT ANGLE | 73.0 | 73.0 | 73.0 | 73.0 |
| TOP TUBE | 55.9 | 57.2 | 58.4 | 59.7 |
| CHAINSTAY | 43.0 | 43.0 | 43.0 | 43.0 |
| B/B HEIGHT | 29.5 | 29.5 | 29.5 | 29.5 |
| FRAME | TANGE PRESTIGE CONCEPT, WITH RITCHEY LOGIC STAYS | | | |
| FEATURES | OVALIZED TOP AND DOWN TUBES, LIGHT GAUGE, FAST BACK SEAT STAYS | | | |
| FORK | RITCHEY LOGIC | | | |
| FEATURES | FORCE DIRECTIONAL BUTTED STEERER, BUTTED BLADES | | | |
| HANDLEBARS | RITCHEY PRO-LIGHT #7150 EASTON ALUMINUM | | | |
| STEM | RITCHEY FORCE COMP PRESTIGE, "ATTACK" GRIPS | | | |
| SEAT POST | RITCHEY FORCE DIRECTIONAL ALLOY 27.0 X 330 | | | |
| SADDLE | ROCKY MTN. TURBO LEATHER | | | |
| HEADSET | SHIMANO DEORE DX, DIA. 1-1/8" | | | |
| CHAIN, B/B AND CRANKSET | SHIMANO DEORE XT 24-36-46 "SG" ROUND RINGS | | | |
| PEDALS | SHIMANO DEORE XT COMP, WITH CLIPS AND STRAPS | | | |
| DERAILLEURS | SHIMANO DEORE XT TOP MOUNT THUMBSHIFTERS, SHORT CAGE RR. | | | |
| BRAKES | SHIMANO DEORE XT "SLR PLUS" LOW PROFILE CANTILEVERS, 2 FINGER LEVERS | | | |
| WHEELS | BUILT BY WHEELTECH | | | |
| HUBS | SHIMANO DEORE XT, 12-28 "HG" COGS | | | |
| SPOKES | DT COMPETITION 15-16-15g FR., 14-15-14g RR., WITH ALLOY NIPPLES | | | |
| RIMS | RITCHEY VANTAGE COMP 32H, HEAT TREATED, HARD ANODIZED, GREY | | | |
| TIRES | RITCHEY MEGABITE "HARDRIVE" KEVLAR 26 X 2.1 | | | |
| COLOR | REGAL BLUE / COOL WHITE | | | |

RIDING AT KARAKUL LAKE,
IN XINJIANG, WEST CHINA, WITH
THE PEAK OF MUSTAGH ATA
TOWERING ABOVE AT 25,000 FEET.





TWO RIDERS NEGOTIATE "LITTLE ELBOW PASS" TRAIL CLOSE TO THE GREAT DIVIDE IN THE CANADIAN ROCKIES.

THE BEST PART ABOUT CLIMBING IS TREKKING ACROSS A VIRGIN SNOWFIELD, OR DISCOVERING A REMOTE MOUNTAIN LAKE.


THE BEST PART ABOUT MOUNTAIN BIKING IS EXPLORING A NARROW WINDING FOREST TRAIL.

MOST OF US ARE RESPONSIBLE TRAIL USERS, RIDING WITH CARE FOR OTHERS. QUITE REMOVED FROM THE MOUNTAIN BIKE "OUTLAW", RIDING DESTRUCTIVELY.

THE SAD TRUTH IS THAT MOUNTAIN BIKING IS BEING RESTRICTED, WITH MORE AND MORE TRAILS CLOSED TO CYCLISTS. THE RIFT BETWEEN HIKER AND CYCLIST IS WIDENING.

SOMETHING MUST BE DONE. TO START, LET'S RIDE WITH CARE FOR THE ENVIRONMENT AND CONSIDERATION FOR OTHERS.

STEVE MARSHALL, FROM CANADA, RIDING HIS BLIZZARD THROUGH THE SEMI-ARID PLAINS OF INDIA.



BLIZZARD

An amazing new bicycle disguised as a famous old bicycle. For over 5 years now, a special breed of riders have toured, raced and trekked throughout the world on the BLIZZARD. The shape is familiar: the radical sloping top tube, tight rear triangle and Syncros fork deliver handling that's nothing short of incredible.

S P E C I F I C A T I O N S

| BLIZZARD ENDURO | (DIMENSIONS IN CENTIMETERS) | | | |
|-------------------------|---|-------------|-----------|-------------|
| SIZE (CENTRE TO TOP) | 43.2 (17) | 47.0 (18.5) | 50.8 (20) | 54.5 (21.5) |
| HEAD ANGLE | 70.5 | 70.5 | 70.5 | 70.5 |
| SEAT ANGLE | 72.5 | 72.5 | 72.5 | 72.5 |
| TOP TUBE | 55.9 | 57.4 | 58.6 | 60.0 |
| CHAINSTAY | 42.7 | 42.7 | 42.7 | 42.7 |
| B/B HEIGHT | 29.2 | 29.2 | 29.2 | 29.2 |
| FRAME | TANGE PRESTIGE, CONCEPT BLEND | | | |
| FEATURES | RADICAL SLOPE TOP TUBE, CUSTOM SEAT COLLAR AND "CROSSOVER" CABLE ROUTING, WISHBONE CRO-MOLY SEAT STAY | | | |
| FORK | SYNCROS POWERLITE | | | |
| FEATURES | ALUMINUM #7000 MACHINED CROWN AND DROPOUTS, BONDED TO BUTTED CRO-MO BLADES | | | |
| HANDLEBARS | SYNCROS ALUMINUM #7000 HEAT TREATED, "ATTACK" GRIPS | | | |
| STEM | SYNCROS ALUMINUM #6061 HEAT TREATED | | | |
| SEAT POST | RITCHEY FORCE DIRECTIONAL ALLOY, 27.0 X 330 | | | |
| SADDLE | ROCKY MTN. TURBO LEATHER | | | |
| HEADSET | SHIMANO DEORE DX, DIA. 1-1/8" | | | |
| CHAIN, B/B AND CRANKSET | SHIMANO DEORE XT 24-36-46 "SG" ROUND RINGS | | | |
| PEDALS | SHIMANO DEORE XT COMP. WITH CLIPS AND STRAPS | | | |
| DERAILLEURS | SHIMANO DEORE XT "RAPID FIRE" SHORT CAGE RR, "CROSSOVER" CABLE ROUTING | | | |
| BRAKES | SHIMANO DEORE XT "SERVO WAVE SLR PLUS" LOW PROFILE CANTILEVERS | | | |
| WHEELS | BUILT BY WHEELTECH | | | |
| HUBS | SHIMANO DEORE XT, 12-28 "HG" COGS | | | |
| SPOKES | DT SWISS S.S. 14g | | | |
| RIMS | WOLBER AT 18 32H, HEAT TREATED, HARD ANODIZED, BLACK | | | |
| TIRES | RITCHEY MEGABITE "HARDRISE" 26 X 2.1 | | | |
| COLOR | PEARL WHITE / JET BLACK | | | |



GRAYSON, OUR PRESIDENT ON HIS REGULAR ROUTE TO THE OFFICE.




"FOR ALL OF US WHO THRIVE ON DISCOVERY USING A MOUNTAIN BIKE, RIDING TRAILS IS A PRIVILEGE, NOT A RIGHT. WE MUST RESPECT OUR LAND, OUR FELLOW TRAIL USERS, OURSELVES. YOU AND I WILL CONTINUE TO ENJOY THESE TRAILS ONLY IF HIKERS, LAND MANAGERS AND EQUESTRIANS RECOGNIZE THAT WE ARE ALL LIKE-MINDED ENVIRONMENTALISTS. WORK NEEDS TO BE DONE TO PATROL AND REPAIR TRAILS, AND WE NEED TO LEARN TO RIDE WITH RESPECT."

IN CYCLING,

GRAYSON BAIN

ANCIENT CHINESE MONK WITH STEVE'S EXPEDITION BLIZZARD.



STRATOS

STRATOS – when challenge outweighs fashion. A raw aluminum frame – light, stiff and guaranteed tough. Steering with Tange big fork, the group by Shimano DX, and Wheeltech wheels from Canada. Don't buy a STRATOS if a fashion statement is all you want to make.

| SPECIFICATIONS | | | | |
|-------------------------|--|-------------|-----------|-------------|
| STRATOS ENDURO | (DIMENSIONS IN CENTIMETERS) | | | |
| SIZE (CENTRE TO TOP) | 43.2 (17) | 47.0 (18.5) | 50.8 (20) | 54.6 (21.5) |
| HEAD ANGLE | 70.5 | 70.5 | 70.5 | 70.5 |
| SEAT ANGLE | 72.5 | 72.5 | 72.5 | 72.5 |
| TOP TUBE | 55.2 | 57.7 | 59.2 | 60.4 |
| CHAINSTAY | 42.9 | 42.9 | 42.9 | 42.9 |
| B/B HEIGHT | 29.2 | 29.8 | 29.8 | 29.8 |
| FRAME | ALUMINUM #7000 SERIES | | | |
| FEATURES | OVERSIZE TUBES, WISHBONE SEAT STAY, REVERSE SEAT COLLAR | | | |
| FORK | TANGE BIG FORK | | | |
| FEATURES | LARGE RADIUS UNTAPERED, INTERNAL BUTTED 1.2-0.9-0.6mm | | | |
| HANDLEBARS | ROCKY MTN. HEAT-TREATED, TRIPLE BUTTED ALUMINUM, RITCHEY TRUE GRIP | | | |
| STEM | ROCKY MTN. CRO-MO | | | |
| SEAT POST | RITCHEY FORCE DIRECTIONAL ALLOY; 27.0 X 330 | | | |
| SADDLE | RITCHEY MTN. TURBO LEATHER | | | |
| HEADSET | SHIMANO DEORE DX; DIA. 1-1/8" | | | |
| CHAIN, B/B AND CRANKSET | SHIMANO DEORE DX 24-36-46 "SG" ROUND RINGS | | | |
| PEDALS | SHIMANO DEORE DX COMP. WITH CLIPS AND STRAPS | | | |
| DERAILLEURS | SHIMANO DEORE DX "RAPID FIRE", SHORT CAGE RR | | | |
| BRAKES | SHIMANO DEORE DX "SLR PLUS" LOW PROFILE CANTILEVERS | | | |
| WHEELS | BUILT BY WHEELTECH | | | |
| HUBS | SHIMANO DEORE DX; 12-28 "HG" COGS | | | |
| SPDKES | DT SWISS S.S. 14g | | | |
| RIMS | WOLBER AT 18 32H; HEAT TREATED, SILVER | | | |
| TIRES | RITCHEY MEGABITE "HARDRIVE" 26 X 2.1 | | | |
| COLOUR | RAW SILVER / BLACK | | | |



EQUIPE

EQUIPE - created for competitive cyclists who like to push their limits. It has a special blend of Tange Prestige Concept and MTB tubing. This race-engineered frame will track like a razor through tight corners and yet cruise on long, wide downhill curves. This bike has helped Rocky Mountain consistently place at the top in most Canadian races.

| SPECIFICATIONS | | | | |
|-------------------------|--|-----------------------------|-----------|-------------|
| EQUIPE ENDOURO | | [DIMENSIONS IN CENTIMETERS] | | |
| SIZE (CENTRE TO TOP) | 43.2 (17) | 47.0 (18.5) | 50.8 (20) | 54.6 (21.5) |
| HEAD ANGLE | 71.0 | 71.0 | 71.0 | 71.0 |
| SEAT ANGLE | 72.5 | 72.5 | 72.5 | 72.5 |
| TOP TUBE | 55.2 | 57.7 | 58.9 | 60.2 |
| CHAINSTAY | 42.9 | 42.9 | 42.9 | 42.9 |
| B/B HEIGHT | 29.2 | 29.2 | 29.2 | 29.2 |
| FRAME | TANGE PRESTIGE; QUAD BUTTED; DOUBLE BUTTED; CONCEPT BLEND | | | |
| FEATURES | WISHBONE SEAT STAY CRO-MO; "CROSSOVER" TOP TUBE CABLE ROUTING; REVERSE SEAT COLLAR | | | |
| FORK | ROCKY MTN. SWIFT BLADE | | | |
| FEATURES | LARGE RADIUS; TAPERED; INVESTMENT CAST ENDS; INTERNALLY BUTTED | | | |
| HANDLEBARS | ROCKY MTN. HEAT-TREATED; TRIPLE BUTTED; ALUMINUM; RITCHEY TRUE GRIP | | | |
| STEM | ROCKY MTN. CRO-MO | | | |
| SEAT POST | RITCHEY FORCE DIRECTIONAL ALLOY; 27.0 x 330 | | | |
| SADDLE | ROCKY MTN. TURBO LEATHER | | | |
| HEADSET | SHIMANO DEORE DX; DIA. 1-1/8" | | | |
| CHAIN, B/B AND CRANKSET | SHIMANO DEORE DX 24-36-46 "SG" ROUND RINGS | | | |
| PEDALS | SHIMANO DEORE DX COMP. WITH CLIPS AND STRAPS | | | |
| DERAILLEURS | SHIMANO DEORE DX "RAPID FIRE"; SHORT CAGE RR | | | |
| BRAKES | SHIMANO DEORE DX "SLR PLUS"; LOW PROFILE CANTILEVERS | | | |
| WHEELS | BUILT BY WHEELTECH | | | |
| HUBS | SHIMANO DEORE DX; 12-28 "HG" COGS | | | |
| SPOKES | DT SWISS S.S. 14g | | | |
| RIMS | WOLBER AT 18 32H; HEAT TREATED; HARD ANODIZED; BLACK | | | |
| TIRES | RITCHEY MEGABITE "HARDRIVE" 26 x 2.1 | | | |
| COLOUR | NEON GREEN / NEON YELLOW | | | |

INTERNATIONAL MOUNTAIN BICYCLING ASSOCIATION (IMBA) IS RUN BY PEOPLE WHO CARE DEEPLY FOR THE ENVIRONMENT AND FEEL STRONGLY THAT MOUNTAIN BICYCLES ARE A GREAT WAY TO ENJOY THE OUTDOORS.

IMBA RULES OF THE TRAIL:®
 RIDE ON OPEN TRAILS ONLY
 RESPECT TRAIL CLOSURES AND AVOID POSSIBLE TRESPASS ON PRIVATE LAND.

LEAVE NO TRACE
 BE SENSITIVE TO THE DIRT BENEATH YOU. OBSERVE THE DIFFERENT TYPES OF SOILS AND TRAIL CONSTRUCTION; PRACTICE LOW-IMPACT CYCLING.

CONTROL YOUR BICYCLE!
 EXCESSIVE SPEED MAIMS AND THREATENS PEOPLE; THERE IS NO EXCUSE FOR IT.
 ALWAYS YIELD THE TRAIL

A FRIENDLY GREETING (OR A BELL) IS CONSIDERATE AND WORKS WELL.
 SHOW YOUR RESPECT WHEN PASSING OTHERS BY SLOWING TO A WALK.

NEVER SPOOK ANIMALS
 ALL ANIMALS ARE STARTLED BY AN UNANNOUNCED APPROACH, A SUDDEN MOVEMENT OR A LOUD NOISE.

PLAN AHEAD
 KNOW YOUR EQUIPMENT, YOUR ABILITY AND THE AREA IN WHICH YOU ARE RIDING -- AND PREPARE ACCORDINGLY.

IMBA; ROUTE 2, BOX 303, BISHOP, CA 93514

CYCLING ON A NARROW BOARD TRAIL THROUGH THE MARSHLANDS AT THE FOOT OF THE ROCKY MOUNTAINS.






IN LEH, LADAKH -
AN ANCIENT TRADING TOWN
WITH A PALACE, A BAZAAR,
AND A POLO-GROUND (AT LEFT).

THE KARAKORAM
EXPEDITION:
I COULDN'T FIGURE A WAY
AROUND THE DICEY
BORDERS, THE MONSOON,
THE SNOWBOUND PASSES --
IN THE END, I SAID:
TO HELL WITH IT! I'LL JUST GO
AND SEE WHAT HAPPENS.
PLENTY HAPPENED.
I WHEELED OVER SNOW,
ROCKFALLS, MUD --
THROUGH LADAKH,
KASHMIR, PUNJAB,
BALTISTAN, AND ALONG
THE KARAKORAM HIGHWAY
TO KASHGAR --
2,000 MILES IN ALL.
HEY, I HAD A GOOD TIME!
WHERE ELSE CAN YOU
CYCLE PAST 25,000-FOOT
PEAKS, OR HAVE
AFTERNOON TEA WITH
NOMAD HERDERS?
ONLY A MOUNTAIN BIKE CAN
LET YOU EXPERIENCE THESE
PLACES UP CLOSE.

-- MICHAEL BUCKLEY
AUTHOR OF "CYCLING TO XIAN"

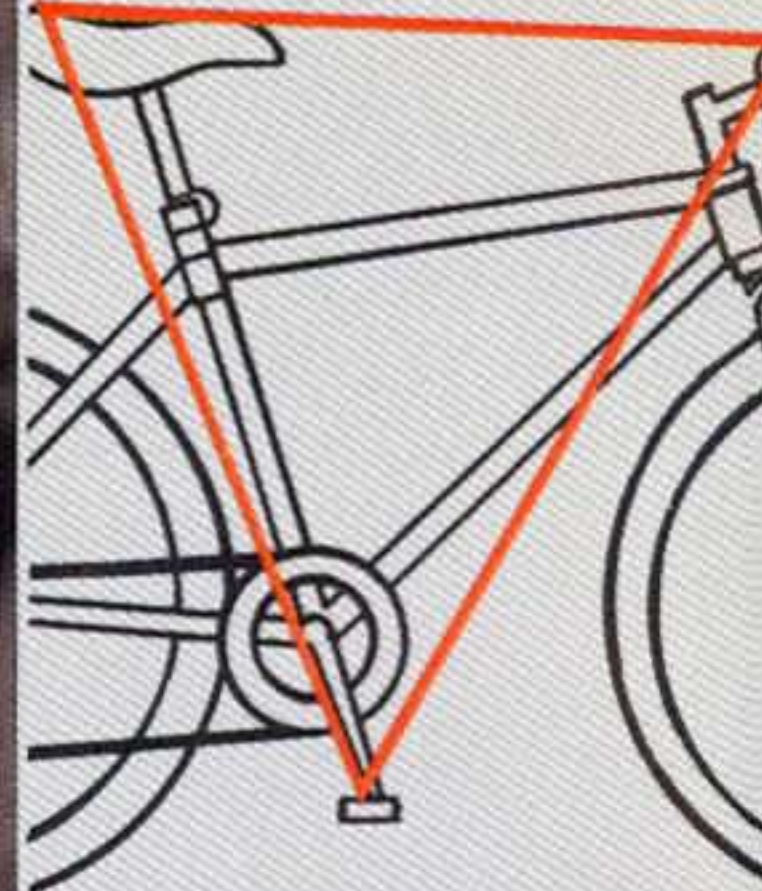
CROSSING ZOJI LA PASS IN
LADAKH REQUIRED A COMBINATION OF
HIKING, BIKING AND CLIMBING.
THE THREAT OF AN
AVALANCHE KEPT ME MOVING!



HAMMER

Fresh from our lab. The Karakoram Highway, Pakistan to West China. A gruelling expedition and the ultimate test of the HAMMER. At its heart are the Ritchey Logic tubes, the Suntour S.E. brake and Grip shift gear shifting. Oh, by the way, there's a brand new clean HAMMER waiting for you. Mike is still riding his.

| SPECIFICATIONS | | | | | |
|-------------------------|---|-----------------------------|-------------|-----------|-------------|
| HAMMER | | (DIMENSIONS IN CENTIMETERS) | | | |
| SIZE (CENTRE TO TOP) | 39.4 (15.5) | 43.2 (17) | 47.0 (18.5) | 50.8 (20) | 54.6 (21.5) |
| HEAD ANGLE | 69.0 | 70.5 | 70.5 | 70.5 | 70.5 |
| SEAT ANGLE | 74.0 | 72.5 | 72.5 | 72.5 | 72.5 |
| TOP TUBE | 51.4 STT | 55.2 | 57.7 | 59.0 | 60.2 |
| CHAINSTAY | 42.9 | 42.9 | 42.9 | 42.9 | 42.9 |
| B/B HEIGHT | 29.2 | 29.7 | 29.2 | 29.2 | 29.2 |
| FRAME | RITCHEY LOGIC CRO-MO | | | | |
| FEATURES | OVERSIZE TOP TUBE, MAIN, CUSTOM DRAWN ROCKY MTN. CRO-MO STAYS; "CROSSOVER" TOP TUBE CABLE ROUTING | | | | |
| FORK | ROCKY MTN. CUSTOM UNICROWN | | | | |
| FEATURES | LARGE RADIUS, TAPERED, BUTTED BLADES; INVESTMENT CAST ENDS | | | | |
| HANDLEBARS | ROCKY MTN. HEAT-TREATED ALUMINUM; KRATON GRIPS | | | | |
| STEM | ROCKY MTN. CRO-MO | | | | |
| SEAT POST | KALLOY HEAT TREATED CRO-MO; 27.0 X 300 | | | | |
| SADDLE | ROCKY MTN. TURBO LEATHER | | | | |
| HEADSET | RITCHEY LOGIC; DIA 1-1/8" | | | | |
| CHAIN, B/B AND CRANKSET | SUNTOUR XC-LTD 24-36-46 "PWR" ROUND RINGS | | | | |
| PEDALS | SUNTOUR XC-LTD; WITH CLIPS AND STRAPS | | | | |
| DERAILLEURS | GRIPSHIFT SHIFTERS; SUNTOUR XC-LTD FR.; LONG CAGE RR | | | | |
| BRAKES | SUNTOUR XC/LTD CANTILEVERS; SE RR; 3-FINGER LEVERS | | | | |
| WHEELS | BUILT BY WHEELTECH | | | | |
| HUBS | SUNTOUR XC-LTD; 12-28 COGS | | | | |
| SPOKES | DT SWISS S.S. 14g | | | | |
| RIMS | WOLBER AT 20 32H; HEAT TREATED; SILVER | | | | |
| TIRES | RITCHEY MEGABITE "HARDRIVE" 26 X 2.1 | | | | |
| COLOUR | REALLY RED / YELLOW DECALS OR METALLIC GREEN / GOLD DECALS | | | | |



IDEAL SIZING:
WHEN CONTACT POINTS - PEDALS,
SADDLE & HANDLEBARS - ARE FIT
TO THE RIDER'S ANATOMY.

DEFINING THE FIT:
COMFORT AND
PERFORMANCE CAN
CO-EXIST WHEN
THE RIDER AND FRAME
FUNCTION AS ONE
BALANCED MACHINE.
CONVENTIONAL
TOP TUBE LENGTHS ARE
GREAT WHEN YOU
ARE OF AN AVERAGE
MAN'S PROPORTIONS.
FOR WOMEN, OR
SPECIFICALLY CYCLISTS
WITH A SHORTER TORSO
BUT LONGER LEGS,
THE FUSION "STT" MODEL
HAS A TOP TUBE
THAT IS 2.5cm SHORTER.
THE AREA WITHIN
THE CONTACT POINTS --
BETWEEN THE SADDLE,
HANDLEBARS AND PEDALS --
DETERMINES THE FIT.
A GOOD FIT, ON THE BICYCLE
WILL ALLOW YOU
TO TRANSFER POWER INTO
THE PEDALS WHILE
SEATED OR STANDING.

THE HAMMER AT 14,000 FEET:
AT THESE ALTITUDES YOU HAVE TO CARRY
LOTS OF WATER, AND PURIFYING TABLETS,
AND GOOD LUCK.

FUSION

The FUSION is built for those who love cycling for pure pleasure. Those who'd rather detour on a small trail than take the normal road. Not just owning a bike because it's a popular thing to do. No, they ride a FUSION because of their desire to understand, to experience quality at a different level.

| SPECIFICATIONS | | | | | | | |
|----------------------|---|-----------|-----------|-------------|-------------|-----------|-------------|
| FUSION | (DIMENSIONS IN CENTIMETERS) | | | | | | |
| SIZE (CENTRE TO TOP) | 39.4 (15.5) | 43.2 (17) | 43.2 (17) | 47.0 (18.5) | 47.0 (18.5) | 50.8 (20) | 54.6 (21.5) |
| HEAD ANGLE | 69.0 | 70.5 | 70.5 | 70.5 | 70.5 | 70.5 | 70.5 |
| SEAT ANGLE | 74.0 | 72.5 | 74.0 | 72.5 | 72.5 | 72.5 | 72.5 |
| TOP TUBE | 51.3 STT | 55.1 | 52.5 STT | 56.9 | 55.1 STT | 58.4 | 60.0 |
| CHAINSTAY | 42.9 | 42.9 | 42.9 | 42.9 | 42.9 | 42.9 | 42.9 |
| B/B HEIGHT | 29.2 | 29.2 | 29.2 | 29.2 | 29.2 | 29.2 | 29.2 |
| FRAME | ISHIWATA CRO-MO TRIPLE BUTTED | | | | | | |
| FEATURES | OVERSIZE TOP TUBE, RACK AND FENDER BRAZE/DNS | | | | | | |
| FORK | ROCKY MTN. CRO-MO UNICROWN | | | | | | |
| FEATURES | LARGE RADIUS TAPERED BLADES | | | | | | |
| HANDLEBARS | ROCKY MTN. HEAT-TREATED ALUMINUM, RITCHEY TRUE GRIP | | | | | | |
| STEM | ROCKY MTN. CRO-MO | | | | | | |
| SEAT POST | KALLOY ALUMINUM HEAT-TREATED; 27.0 X 300 | | | | | | |
| SADDLE | ROCKY MTN. (WIDE ON STT) | | | | | | |
| HEADSET | RITCHEY LOGIC; DIA. 1-1/8" | | | | | | |
| CHAIN AND B/B | SHIMANO DEORE DX | | | | | | |
| CRANKSET | SHIMANO DEORE LX 28-38-48 "50" ROUND RINGS | | | | | | |
| PEDALS | SHIMANO DEORE LX, WITH CLIPS AND STRAPS | | | | | | |
| DERAILLEURS | SHIMANO DEORE LX, WITH DEORE DX "RAPID FIRE" SHIFT LEVERS | | | | | | |
| BRAKES | SHIMANO DEORE LX, CANTI FR. U-2 RR & DX 2 FINGER "SLR" LEVERS | | | | | | |
| WHEELS | BUILT BY WHEELTECH | | | | | | |
| HUBS | SHIMANO DEORE LX; 13-30 "HG" COGS | | | | | | |
| SPOKES | DT SWISS S.S. 14g | | | | | | |
| RIMS | RITCHEY VANTAGE SPORT, 32H, HEAT TREATED, SILVER | | | | | | |
| TIRES | RITCHEY "MOO QUAD" 26 X 2.0 | | | | | | |
| COLOUR | MIDNIGHT BLUE / NEON GREEN DECALS OR PEARL WHITE / DARK VIOLET DECALS | | | | | | |



**ROCKY MOUNTAIN BICYCLES
(1991)**

*214-5920 No. 6 Road,
Richmond, B.C. Canada V6V 1Z1
Tel: (604) 270-2710*

*Meridian Place, 323 Telegraph Road,
Bellingham, Wa. U.S.A. 98226
Tel: (604) 270-2710*

*Bike Action Trade, Weiskircher Strasse 47,
6054 Rodgau 1, West Germany*

CONCEPT AND DESIGN

Ken Koo Creative Group

PHOTO CREDITS

Leanna Rath-Kelly, Zapata Espinoza (Mountain Bike Action), Michael Buckley,

Larry Goldstein, Steve Marshall, Shannon Gray.

Thanks to Blackcomb Mountain at Whistler B.C. for trail access.

PRINTED BY

Intermedia Press

*Rocky Mountain Bicycle Co. cares: recycling paper, cardboard, styrofoam,
other plastics, manufacturing metal and paint waste.*

PRINTED IN CANADA

*"Specifications are subject to change without notice for
equal or superior quality product"*