

DYNA-TECH

RALEIGH
SPECIAL PRODUCTS DIVISION

£2.00

DYNA-TECH

***PERFORMANCE
FROM THE HEART***



 BONDED FRAME

STEEL HAS BEEN AT THE HEART OF HIGH-PERFORMANCE CYCLES FOR OVER 100 YEARS.

ITS COMBINATION OF STRENGTH, SHOCK ABSORPTION, RIGIDITY AND LONGTERM RELIABILITY HAS BEEN PRIZED BY PROFESSIONALS, ENTHUSIASTS AND QUALITY FRAMEBUILDERS ALIKE.

YET UNTIL DYNA-TECH, NO-ONE HAS BEEN ABLE TO FULLY EXPLOIT THE PERFORMANCE OF STEEL FRAME TUBING.



THIS UNIQUE PROCESS ELIMINATES THE NORMAL LOSS OF STRENGTH CAUSED BY WELDING OR BRAZING TUBE JOINTS.

USING LOW-TEMPERATURE BONDING INTO PRECISELY-MACHINED LUGS, A DYNA-TECH FRAME IS UP TO 20% STRONGER AT EVERY MAJOR JOINT, IMPROVING ITS RIGIDITY, EFFICIENCY AND HANDLING.

DYNA-TECH ROAD BIKES ACCELERATE FASTER, CLIMB BETTER AND HANDLE MORE CRISPPLY.

OFF-ROAD, DYNA-TECH MTBs COMBINE PRECISE HANDLING FOR FAST DESCENTS WITH THE CLIMBING AND ACCELERATION CHARACTERISTICS OF THE ROAD MACHINES.

DYNA-TECH'S PERFORMANCE 'EDGE' HAS BEEN PROVED IN THE HEAT OF COMPETITION AND BY RIGOROUS TESTING ON AND OFF-ROAD, HIGHLIGHTING THE EFFICIENCY OF DYNA-TECH FRAMES IN TRANSFERRING RIDER ENERGY WITH MINIMUM POWER LOSS.

THE 1991 DYNA-TECH RANGE OF RACE, TRAINING, TOURING AND OFF-ROAD BIKES REPRESENTS THE VERY BEST RALEIGH'S SPECIAL PRODUCTS DIVISION HAS TO OFFER; A RANGE TO DELIGHT BOTH EYE AND BODY.

ROAD

**RIDING DYNA-TECH ON THE ROAD IS AN EXPERIENCE MERE WORDS
CANNOT CAPTURE.**

EVERY EFFORT IS TOTALLY REWARDED, EVERY COMMAND FAITHFULLY FOLLOWED AS RIDER
AND MACHINE BECOME ONE ENTITY WITH SPEED AS THE GOAL.

COUPLE DYNA-TECH'S EDGE WITH THE SATISFYING 'CLICK' OF PRECISION GEARSHIFTS, THE
SILKY HISS OF ULTRA-NARROW TYRES, THE FLASH OF THE SUN ON SPARKLING PAINT
AND SLEEK ALLOY AND PERFECT PERFORMANCE BECOMES PURE PLEASURE...





■ SPEED FRAME TECHNOLOGY

300

DYNASTECH

DT-300

START AS YOU MEAN TO GO ON...

DYNA-TECH 300 IS THE PERFECT INTRODUCTION TO A NEW DEGREE OF PERFORMANCE, AN IRRESISTIBLE TEMPTATION TO RIDE FURTHER AND FASTER.

FRAME: DYNA-TECH 2055 TRAINING GEOMETRY. **FORKS:** REYNOLDS CR-MO.

WHEELS: ALESA ALLOY RIMS, SHIMANO 300EX HUBS, 700 x 20C REFLECTIVE TYRES.

TRANSMISSION: SHIMANO 300EX WITH BIOPACE 52/42 SG CHAINRINGS AND 7-SPEED HYPERGLIDE CASSETTE. **PEDALS:** SHIMANO A550. **SIZES:** 54.5, 57, 59.5, 62CMS.

COLOURS: BLACK, WITH RED TRIM.





DT-400

POWER TEMPERED WITH POISE ...

DYNA-TECH 400: RACE-READY, WITH THE ADVANTAGES ONLY DYNA-TECH CAN DELIVER CLEVERLY CONCEALED BENEATH CLASSIC COLOURS, YET PREPARED TO SPRING INTO ACTION.

FRAME: DYNA-TECH 2055 RACE GEOMETRY. **FORKS:** REYNOLDS CR-MO.
WHEELS: ALESA ANODISED RIMS, SHIMANO 500EX HUBS, 700 x 20C REFLECTIVE TYRES.
GROUPSET: SHIMANO 500EX, WITH 52/42 SG CHAINRINGS AND DPB BRAKES.
PEDALS: SHIMANO A550. **SIZES:** 54.5, 57, 59.5, 62CMS. **COLOURS:** INDIGO BLUE WITH SILVER TRIM.





DT-500

LINES THAT BLEND STYLE WITH EFFICIENCY...

DYNA-TECH 500 HAS THE SUREFOOTED HANDLING EVERY RACER DEMANDS ALLIED TO THE LIGHTNING-FAST RESPONSES ONLY THE BEST COMPONENTRY CAN PROVIDE.

FRAME: DYNA-TECH 2060 RACE GEOMETRY. **FORKS:** REYNOLDS CR-MO, TAPER GAUGE.

WHEELS: ALESA ANODISED RIMS, SHIMANO RX100 HUBS, 700x20C REFLECTIVE TYRES.

GROUPSET: SHIMANO RX100, WITH 52/42 SG CHAINRINGS AND DPB SLR BRAKES.

SADDLE: VETTAGEL RACE SHOCK ABSORBER. **SIZES:** 54.5, 57, 59.5, 62CMS.

COLOURS: PEARL WHITE WITH AQUA TRIM.





DT-600

THE WILL TO WIN MADE REALITY BY PRECISION ENGINEERING ...
DYNA-TECH 600 ADDS SHIMANO'S COMPETITION-LEVEL COMPONENTS TO OUR MOST AGGRESSIVE FRAME GEOMETRY, CREATING A MACHINE THAT LEADS BY EXAMPLE.

FRAME: DYNA-TECH 2060 RACE, STRUT STAYS. **FORKS:** REYNOLDS CR-MO, TAPER GAUGE.

WHEELS: RIGIDA SHP 600 AERO RIMS, SHIMANO 105 HUBS, 700x20C REFLECTIVE TYRES.

GROUPSET: SHIMANO 105, 52/42 5G CHAINSET, DPB SLR BRAKES. **PEDALS:** SHIMANO 1056 CLIPLESS. **SIZES:** 54.5, 57, 59.5, 62CMS. **COLOURS:** TEXTURED WHITE, PURPLE TRIM.





GEL

700

DYNAPLUS

DT-700

SPEED, HELD BRIEFLY IN CHECK FOR YOU TO APPRECIATE ...
DYNA-TECH 700 IS OUR ULTIMATE DISTILLATION OF RACE-PROVEN FRAME TECHNOLOGY
AND COMPONENTRY SOPHISTICATION FOR THE COMPETITOR WHO REFUSES
TO COMPROMISE.

FRAME: DYNA-TECH 2070 STRUT STAYS, RACE GEOMETRY. **FORKS:** REYNOLDS CR-MO,
TAPER GAUGE. **WHEELS:** RIGIDA SHP 600 AERO RIMS, ULTEGRA HUBS, 700 x 20C
REFLECTIVE TYRES. **GROUPSET:** SHIMANO 1991 ULTEGRA WITH 53/42 CHAINRINGS AND
DPB BRAKES. **BARs:** TTT "FORMA" ANATOMIC. **SIZES:** 54.5, 57, 59.5, 62CMS.
COLOURS: TEXTURED WHITE, FUCHSIA TRIM.





TOUR-LITE

GO FAST AND FAR...

TOUR-LITE COMBINES RACE-BRED PERFORMANCE WITH LONG-DISTANCE COMFORT IN A FAST DAY TOURER THAT THE LATEST ADVANCES IN COMPONENTRY MAKE A DELIGHT TO RIDE ALL DAY.

FRAME: DYNA-TECH 2055 TRAINING GEOMETRY. **FORKS:** REYNOLDS MANG-MOLY, TAPER GAUGE. **WHEELS:** ALESA ANODISED RIMS, SHIMANO RX100 HUBS, 700 x 25C REFLECTIVE TYRES. **TRANSMISSION:** SHIMANO 500 LX 21-SPEED, BIOPACE 48-38-28 CHAINSET. **SADDLE:** VETTA GEL. **SIZES:** 54.5, 57, 59.5, 62CMS. **COLOURS:** WHITE, DEEP METALLIC RED TRIM.



OFF-ROAD

THE DYNA-TECH MTB IS A REVELATION TO THE MOST DEMANDING RIDERS.

UPHILL BURSTS REVEAL LIGHTNESS AND LIVELINESS, COAXING OUT THOSE EXTRA
ERGS OF ENERGY.

OBSTACLES AND COMPETITORS BECOME A DELIGHT TO MISS BY MILLIMETRES WITH
THE CONFIDENCE OF PIN-SHARP STEERING AND TOTALLY PREDICTABLE TRACKING.

THROW DYNA-TECH AT A FAST DOWNHILL STRETCH AND GIVE YOUR EXHILARATION
FREE REIN, SECURE IN THE CERTAINTY THAT DYNA-TECH STRENGTH WILL MATCH
YOUR COURAGE ...





SENTINEL

TOUGH BUT NOT ROUGH, AND READY FOR ANYTHING ...

SENTINEL BRINGS THE PERFORMANCE LEVELS OF DYNA-TECH TO THE RIDER WHO TAKES HIS FUN SERIOUSLY, WITH A QUALITY OF COMPONENTS THAT MATCH HIS EXPECTATIONS.

FRAME: DYNA-TECH 2055 TWIN-STAY, MTB GEOMETRY. **FORKS:** SPINNER CR-MO, RADIUS BLADE. **WHEELS:** RIGIDA HARD ANODISED RIMS, SHIMANO 500LX HUBS, CST 26 x 1.90 TYRES.

GROUPSET: SHIMANO 500LX WITH RAPIDFIRE SHIFTERS. **BRAKES:** SHIMANO DEORE DX LO-PROFILE. **SIZES:** 42.5, 45, 49CMS. **COLOURS:** SILVER, EMERALD GREEN TRIM.





ENCOUNTER

STRENGTH IN DEPTH...

ENCOUNTER'S ROCK-SOLID GEOMETRY IS THE PERFECT VEHICLE FOR SHIMANO'S LATEST DEVELOPMENTS AND THE IDEAL MOUNT FOR HIGH ADVENTURE.

FRAME: DYNA-TECH 2060 STRUT, MTB GEOMETRY. **FORKS:** SPINNER CR-MO, RADIUS BLADE. **WHEELS:** RIGIDA HARD ANODISED RIMS, SHIMANO DEORE LX HUBS, CST 26 x 1.90 TYRES. **GROUPSET:** SHIMANO DEORE LX WITH DX STI SHIFTERS. **SADDLE:** VETTA GEL SA.
SIZES: 42.5, 45, 49CMS. **COLOURS:** SILVER, INDIGO BLUE TRIM.





MISSION

THE TECHNOLOGY TO SATISFY YOUR WANDERLUST ...

MISSION COMBINES OUR TOP-GRADE VARIABLE GEOMETRY FRAME AND STRAIGHT-BLADE FORKS WITH SHIMANO'S ENTRY-LEVEL COMPETITION GROUP; A BIKE THAT'S HUNGRY FOR FAR HORIZONS AND FAST FOOTWORK.

FRAME: DYNA-TECH 2070 STRUT, MTB GEOMETRY. **FORKS:** REYNOLDS MANG-MOLY STRAIGHT-BLADE. **WHEELS:** RIGIDA HARD ANODISED RIMS, SHIMANO DEORE DX HUBS, MICHELIN HI-LITE HOT TYRES. **GROUPSET:** SHIMANO DEORE DX WITH STI SHIFTERS.

SIZES: 42.5, 45, 49CMS. **COLOURS:** BLACK, GUNMETAL TRIM.





ODYSSEY

CONTROLLED AGGRESSION ...

ODYSSEY BRINGS THE TOP SHIMANO OFF-ROAD RACING GROUPSET TO OUR FINEST FRAME AND FORKS, WITH A COLOUR SCHEME THAT TOTALLY MATCHES YOUR SERIOUS COMPETITIVE INTENT.

FRAME: DYNA-TECH 2070 STRUT, MTB GEOMETRY. **FORKS:** REYNOLDS MANG-MOLY STRAIGHT-BLADE. **WHEELS:** ARAYA RM17 HARD ANODISED RIMS, SHIMANO DEORE XT HUBS, MICHELIN HI-LITE HOT TYRES. **GROUPSET:** SHIMANO DEORE XT WITH STI SHIFTERS. **SADDLE:** VETTA GEL SA, SUEDE FINISH. **SIZES:** 42.5, 45, 49CMS. **COLOURS:** SILVER, PLATINUM TRIM.





VOYAGER

A MACHINE TO SUCCESSFULLY CHALLENGE CONVENTIONAL WISDOM...
VOYAGER LOOKS TO EUROPE, NOT JAPAN, FOR ITS COMPONENTRY AND FINDS QUALITY
AND INNOVATION TO SATISFY THE MOST DEMANDING RIDER.

FRAME: DYNA-TECH 2060 STRUT, MTB GEOMETRY. **FORKS:** SPINNER CR-MO, RADIUS
BLADE. **WHEELS:** RIGIDA HARD ANODISED RIMS, CAMPAGNOLO OLYMPUS HUBS,
MICHELIN HI-LITE HOT TYRES. **GROUPSET:** CAMPAGNOLO OLYMPUS 24-SPEED WITH
BULLET SHIFTERS. **SIZES:** 42.5, 45, 49CMS (LIMITED AVAILABILITY 53CMS).
COLOURS: SILVER, DEEP METALLIC RED TRIM.





Endeavour

DYNALIGHT

mechanico

ENDEAVOUR

PURE PERFORMANCE, RAISED TO THE PINNACLE OF DESIRABILITY ...
ENDEAVOUR COMBINES DYNA-TECH MUSCLE WITH CAMPAGNOLO CREATIVITY TO ENSURE
TOTAL DOMINATION OF THE TOUGHEST TERRAIN WITH THE TECHNOLOGY TO BULLET PAST
THE COMPETITION.

FRAME: DYNA-TECH 2070 STRUT, MTB PRO GEOMETRY. **FORKS:** REYNOLDS MANG-MOLY
STRAIGHT-BLADE. **WHEELS:** CAMPAGNOLO THORR RIMS, CENTAUR HUBS, TIOGA TYRES.

GROUPSET: CAMPAGNOLO CENTAUR 24-SPEED, BULLET SHIFTERS. **STEM:** GIRVIN
FLEXSTEM. **SIZES:** 42.5, 45, 49CMS. **COLOURS:** PURPLE, FUCHSIA TRIM.



ROAD

2355 753 FORKS 531 S/STAYS
 2080 753 MAIN TUBE & FORKS
 2070 653 MAIN FRAME 531 S/STAYS
 2060 531 MAIN SOL RERT.
 2055 501 MAIN FRAME

DT-300

FRAME Dyna-Tech 300 series, 2055 butted tubeset

FORK Sloping crown, Cr-Mo blades

WHEELS Rims - Alesa polished, Hubs - Shimano alloy Q/R, Spokes - Rustless 14 gauge, Tyres - 700 x 20c reflective

HANDLEBAR Alloy, cushion tape

STEM SR custom alloy, black

BRAKES Shimano SLR, aero levers

DERAILLEUR Shimano 300 EX SIS

CHAINSET Shimano 52/42t SG BP

FREEWHEEL Cassette 7 speed 13-23t HG

PEDALS Shimano A550

SADDLE ISCA Lycra

SEAT PIN Alloy, micro adjust

OTHER FEATURES Toe clips and straps, Inflator

APPROX WEIGHT 11.00kg (57cm Frame)

DT-400

FRAME Dyna-Tech 400 series, 2055 butted tubeset

FORK Sloping crown, Cr-Mo blades

WHEELS Rims - Alesa anodised, Hubs - Shimano alloy Q/R, Spokes - Rustless 14 gauge, Tyres - 700 x 20c reflective

HANDLEBAR Alloy, cushion tape

STEM SR Custom alloy, black

BRAKES Shimano Dual Pivot, aero levers, SLR

DERAILLEUR Shimano 500 EX SIS

CHAINSET Shimano 500 EX 52/42t SG

FREEWHEEL Cassette 7 speed 13-23t HG

PEDALS Shimano A550

SADDLE ISCA Lycra

SEAT PIN Alloy, micro adjust

OTHER FEATURES Toe clips and straps, Inflator

APPROX WEIGHT 10.70kg (57cm Frame)

DT-500

FRAME Dyna-Tech 500 series, 2060 butted tubeset

FORK Precision cast crown, taper gauge blades

WHEELS Rims - Alesa 613 anodised, Hubs - Shimano Q/R, Spokes - Stainless 14 gauge, Tyres - 700 x 20c reflective

HANDLEBAR Alloy, cushion tape

STEM SR custom alloy, black

BRAKES Shimano Dual Pivot, aero levers, SLR

DERAILLEUR Shimano RX 100

CHAINSET Shimano RX-100, 52/42t SG

FREEWHEEL Cassette 7 speed 13-23t HG

PEDALS Shimano RX100

SADDLE VETTA gel shock absorber, Lycra

SEAT PIN Alloy, micro adjust

OTHER FEATURES Toe clips and straps, Inflator

APPROX WEIGHT 10.50kg (57cm Frame)

DT-600

FRAME Dyna-Tech 600 series, 2060 butted tubeset. Polished head lugs. Strut rear stays

FORK Precision cast crown, taper gauge blades

WHEELS Rims - Rigida SHP600 hard anodised, 32-hole, Hubs - Shimano 1055 Q/R, Spokes - Stainless 14 gauge, Tyres - 700 x 20c reflective

HANDLEBAR Alloy, cushion tape

STEM SR Custom Alloy, black

BRAKES Shimano 1055 Dual Pivot, aero levers, SLR

DERAILLEUR Shimano 1055

CHAINSET Shimano 1055 52/42t SG

FREEWHEEL Cassette 7 speed 13-23t HG

PEDALS Shimano 1056 clipless

SADDLE VETTA gel shock absorber, Lycra

SEAT PIN Alloy, micro adjust

OTHER FEATURES Inflator, reflector pedals to meet BS6102/Traffic regulations

APPROX WEIGHT 10.35kg (57cm Frame)

DT-700

FRAME Dyna-Tech 700 series, 2070 butted tubeset. Polished lugs. Strut rear stays

FORK Precision cast crown, taper gauge blades

WHEELS Rims - Rigida 600 SHP hard anodised, Hubs - Shimano 6400 32-hole Q/R, Spokes - Stainless 14 gauge, Tyres - 700 x 20c reflective

HANDLEBAR TTT Forma, cushion tape

STEM TTT Synthesis

BRAKES Shimano 6403 Dual Pivot, aero levers, SLR

DERAILLEUR Shimano 6400 SIS

CHAINSET Shimano 6400 53/42t SG

FREEWHEEL Cassette 7 speed 13-21t HG

PEDALS Shimano 1056 clipless

SADDLE VETTA gel shock absorber, suede

SEAT PIN Shimano SP 6400A

OTHER FEATURES Inflator, Reflector pedals to meet BS6102/Traffic regulations

APPROX WEIGHT 10.15kg (57cm Frame)

TOUR-LITE

FRAME Dyna-Tech Tour-Lite 2055 butted tubeset

FORK Sloping crown, taper gauge blades

WHEELS Rims - Alesa anodised, Hubs - Shimano RX 100 Q/R, Spokes - Stainless 14 gauge, Tyres - 700 x 25c reflective

HANDLEBAR Alloy Randonneur

STEM SR Custom Alloy, black

BRAKES Shimano 500EX Dual Pivot, Aero levers, SLR

DERAILLEUR Shimano 500LX

CHAINSET Shimano 500LX 48/38/28t SG BP

FREEWHEEL Cassette 7 speed 13-23t HG

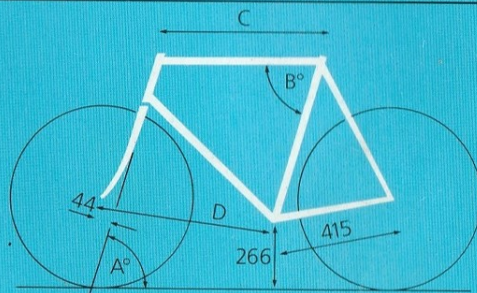
PEDALS MKS AR3 alloy

SADDLE VETTA gel

SEAT PIN Alloy, micro adjust

OTHER FEATURES Toe clips and straps, Alloy rear carrier, Mudguards, Inflator

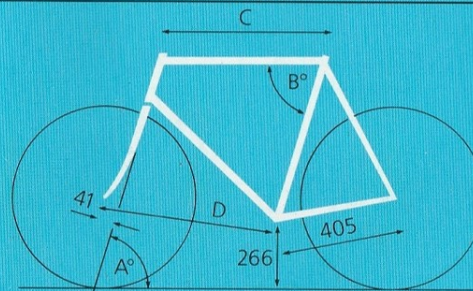
APPROX WEIGHT 12.10kg (57cm Frame)



DYNA-TECH TRAINING FRAME GEOMETRY

DT-300

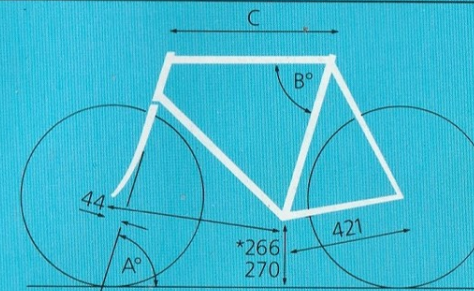
SIZE cm	A°	B°	C mm	D mm
54.5	73°	75°	544	597
57	73°	74°	556	601
59.5	74°	74°	568	604
62	74°	73°	579	604



DYNA-TECH RACE FRAME GEOMETRY

DT-400/500/600/700

SIZE cm	A°	B°	C mm	D mm
54.5	73°	75°	539	590
57	73°	74°	556	595
59.5	74°	74°	568	595
62	74°	73°	579	595



DYNA-TECH TOUR-LITE GEOMETRY

SIZE cm	A°	B°	C mm	D mm
54.5*	73°	75°	544	597
57	73°	74°	556	601
59.5	74°	74°	568	604
62	74°	73°	579	604

24
23
58
57
56
55
54
53
52
51
50
49
48
47
46
45
44
43
42
41
16
17
18
19
20
21
22
23
24
61
62
CMS.

OFF-ROAD

SENTINEL

FRAME Dyna-Tech MTB, 2055 tubeset, rear strut

FORK Spinner Cr-Mo, radius blade

WHEELS Rims – Rigida Laser 400 hard anodised, Hubs – Shimano Q/R, Spokes – Stainless 14 gauge, Tyres – CST 26 x 1.90

HANDLEBAR Cr-Mo swaged, rubber grips

STEM Cr-Mo internal cable run

BRAKES Deore DX Low Profile, SLR

DERAILLEUR Shimano 500 LX, STI shifters

CHAINSET Shimano 500LX 48, 38, 28t BP SG

FREEWHEEL Cassette 7 speed 12-28t HG

PEDALS Shimano 500LX

SADDLE VETTA gel, shock absorber

SEAT PIN 4130 Cr-Mo micro adjust

OTHER FEATURES Toe clips and straps

APPROX WEIGHT 13.00kg

ODYSSEY

FRAME Dyna-Tech MTB, 2070 tubeset, rear strut

FORK Reynolds Mang-Moly taper gauge blades, straight

WHEELS Rims – Araya RM17, hard anodised 32-hole, Hubs – Deore XT, Spokes – Stainless 14 gauge, Tyres – Michelin Hi-Lite Hot 26 x 1.95

HANDLEBAR Cr-Mo swaged, Grab-On MTN-2 grips

STEM Cr-Mo internal cable run

BRAKES Deore XT Low-Profile, ST-MO92 levers

DERAILLEUR Deore XT, short cage, STI shifters

CHAINSET Deore XT 46.36.24t round, SG

FREEWHEEL Cassette 7 speed 12-28t HG

PEDALS Deore XT

SADDLE VETTA gel, shock absorber, suede

SEAT PIN Deore XT

OTHER FEATURES Toe clips and straps

APPROX WEIGHT 12.80kg

ENCOUNTER

FRAME Dyna-Tech MTB, 2060 tubeset, rear strut

FORK Spinner Cr-Mo, Radius blade

WHEELS Rims – Rigida Laser 400 hard anodised, Hubs – Deore LX 36-hole, Spokes – Stainless 14 gauge, Tyres – CST 26 x 1.90

HANDLEBAR Cr-Mo swaged, rubber grips

STEM Cr-Mo internal cable run

BRAKES Deore DX Low Profile, SLR

DERAILLEUR Deore LX, with DX STI shifters

CHAINSET Deore LX 46.36.24t round, SG

FREEWHEEL Cassette 7 speed 12-28t HG

PEDALS Deore LX

SADDLE VETTA gel, shock absorber

SEAT PIN 4130 Cr-Mo micro adjust

OTHER FEATURES Toe clips and straps

APPROX WEIGHT 13.00 kg

VOYAGER

FRAME Dyna-Tech MTB, 2060 tubeset, rear strut

FORK Spinner Cr-Mo, Radius blade

WHEELS Rims – Rigida Laser 400 hard anodised, Hubs – Campagnolo Q/R, rear freehub, Spokes – Stainless 14 gauge, Tyres – Michelin Hi-Lite Hot 26 x 1.95

HANDLEBAR Cr-Mo swaged, rubber grips

STEM Cr-Mo internal cable run

BRAKES Campagnolo Olympus

DERAILLEUR Campagnolo Olympus + Bullet

CHAINSET Campagnolo Olympus 46.36.26t round

FREEWHEEL Cassette 8 speed 12-28t

PEDALS Campagnolo Olympus

SADDLE VETTA gel, shock absorber

SEAT PIN 4130 Cr-Mo micro adjust

OTHER FEATURES Toe clips and straps

APPROX WEIGHT 13.00kg

MISSION

FRAME Dyna-Tech MTB, 2070 tubeset, rear strut

FORK Reynolds Mang-Moly taper gauge blades, straight

WHEELS Rims – Rigida Laser 400, hard anodised 32-hole, Hubs – Shimano Deore DX, Spokes – Stainless 14 gauge, Tyres – Michelin Hi-Lite Hot 26 x 1.95

HANDLEBAR Cr-Mo swaged, Grab-On MTN-2 grips

STEM Cr-Mo internal cable run

BRAKES Shimano Deore DX Low-Profile, SLR

DERAILLEUR Shimano Deore DX, STI shifters

CHAINSET Shimano Deore DX 46.36.24t round, SG

FREEWHEEL Cassette 7 speed 12-28t HG

PEDALS Shimano Deore DX

SADDLE VETTA gel, shock absorber

SEAT PIN 4130 Cr-Mo, micro adjust

OTHER FEATURES Toe clips and straps

APPROX WEIGHT 12.84kg

ENDEAVOUR

FRAME Dyna-Tech MTB Pro, 2070 tubeset

FORK Reynolds Mang-Moly taper gauge straight blades. Cast wheel retainer ends.

WHEELS Rims – Campagnolo THORR hardox, Hubs – Campagnolo Q/R, freehub rear, Spokes – Stainless 14 gauge, Tyres – Troga Mud Dawg rear, Trail Dawg front

HANDLEBAR Reynolds 753, rubber grips

STEM Girvin Flexstem

BRAKES Campagnolo Centaur

DERAILLEUR Campagnolo Centaur + Bullet

CHAINSET Campagnolo Centaur 46.36.26t round

FREEWHEEL Cassette 8 speed 12-28t

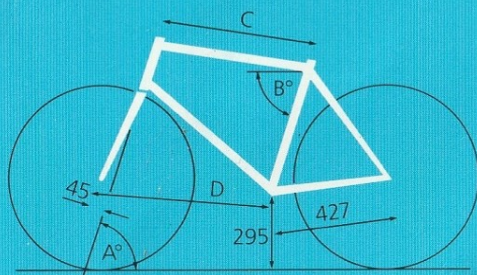
PEDALS Campagnolo Centaur

SADDLE Campagnolo Electa leather, air cushion

SEAT PIN Campagnolo Centaur

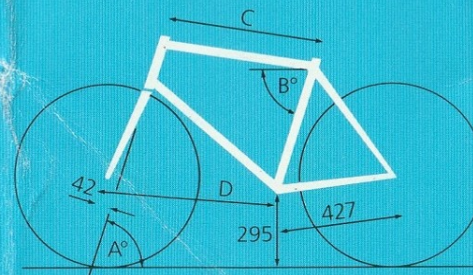
OTHER FEATURES Toe clips and straps

APPROX WEIGHT 12.80kg



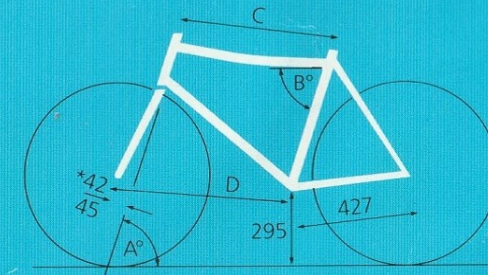
DYNA-TECH MTB PRO GEOMETRY

SIZE cm	A°	B°	C mm	D mm
42.5	71°	71°	543	598
45	71.5°	72.5°	560	620
49	71.5°	72.5°	583	646



DYNA-TECH MTB PRO GEOMETRY

SIZE cm	A°	B°	C mm	D mm
42.5	71°	71°	543	595
45	71.5°	72.5°	560	617



DYNA-CURVE GEOMETRY

SIZE cm	A°	B°	C mm	D mm
49	71.5°	72.5°	591	644
53	71.5°	72°	592	648

ENDEAVOUR *
VOYAGER

***DYNA-CURVE* TOP TUBES:**
TO ENSURE MAXIMUM SUPPORT FOR THE SEAT TUBE WHILE KEEPING THE HEAD TUBE AT THE OPTIMUM LENGTH, LARGER DYNA-TECH MTB FRAMES HAVE THE UNIQUE "DYNA-CURVE" TOP TUBE PROFILE.
THE COMBINATION OF MTB PRO GEOMETRY AND "DYNA-CURVE" ON ENDEAVOUR GIVES THE LARGER COMPETITOR THE IDEAL RACING POSITION.

RALEIGH
SPECIAL PRODUCTS DIVISION

YOUR DYNA-TECH DEALER:



TRIUMPH ROAD, NOTTINGHAM, ENGLAND

DESIGNED AND PRODUCED BY GARRATT BAULCOMBE/FCB