

ARCADE
DESIGNED
&
PROVEN




t h e m a r i n c o l l e c t i o n

£1.25



MARIN
MOUNTAIN BIKES

DESIGNED &
MARIN COUNTY
 CALIFORNIA
 RACE PROVEN



IN THE BEGINNING

It all began back in Marin County in the early 70's when a band of crazy Californian cyclists started to race their bikes down their local mountain, Mt Tamalpais.

Soon demanding a greater challenge they began fitting gears to their heavy machines, so that they could get themselves back up the hill without having to call in a friends truck!

And so the mountain bike was born.

Marin County and Mt Tamalpais became indelibly etched into mountain biking folk law.

Through the years the bikes

became more sophisticated, lighter, and more gears were added to cope with the demanding 3500ft ascent.

Marin County is still the place where the sport's major developments take place. The unique scenery and riding conditions in Marin attract racers and designers alike. Marin is the home of the mountain bike phenomena.

With our base in San Rafael, right at the foot of Mt Tam, Marin Mountain Bikes is perfectly placed to benefit from, and add to the latest innovations and ideas in mountain bike design.

It has always been the company philosophy to offer serious mountain bikes that work. No gimmicks, no frills. Just excellent performance orientated design. Mountain bikes that are designed to be ridden. And because our bikes are designed by top designers from Marin County, to be ridden in Marin County, we think that you will agree that our range are amongst the very best bikes that money can buy - anywhere!

And to remind you of our Marin

heritage we have named our range after the most famous trails on Mt Tam.

The heart of any great mountain bike is the frame.

It is the most important element of any bike as it defines the performance, handling and weight of the finished product. It is all too easy to dress a bike up with flashy paint jobs or expensive components. But if the frame is not correctly designed and built all the additions in the world will not make it right.

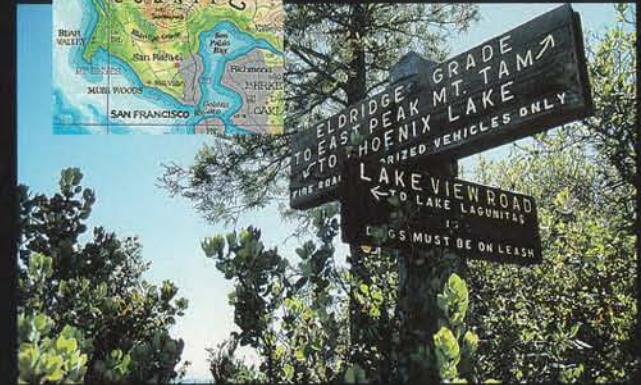
At Marin we have spent many years getting towards our ultimate goal, the perfect mountain bike.

Over the last few years our frame geometries have given our bikes a fine reputation for handling and performance. Constant input from the Marin Pro Race Team gives us the vital information we require to ensure that our bikes will perform effortlessly

and reliably on the most demanding and testing arena, the race circuit.

The Marin Team Titanium has been advancing mountain bike design and technology for many years. At Marin we were using oversize tubing long before it was incorporated into steel frames. By working with titanium we learned that you could enlarge the diameter of the tubing and reduce wall thickness, thereby increasing strength and cutting weight.

We began using the over size concept on



our steel bikes in 1990. For 1991 we are incorporating oversize tubing in a new area, offering an exciting and innovative leap forward in frame design.

'AFTERBURNERS' THE LOGICAL DEVELOPMENT OF THE OVER SIZE TUBE.

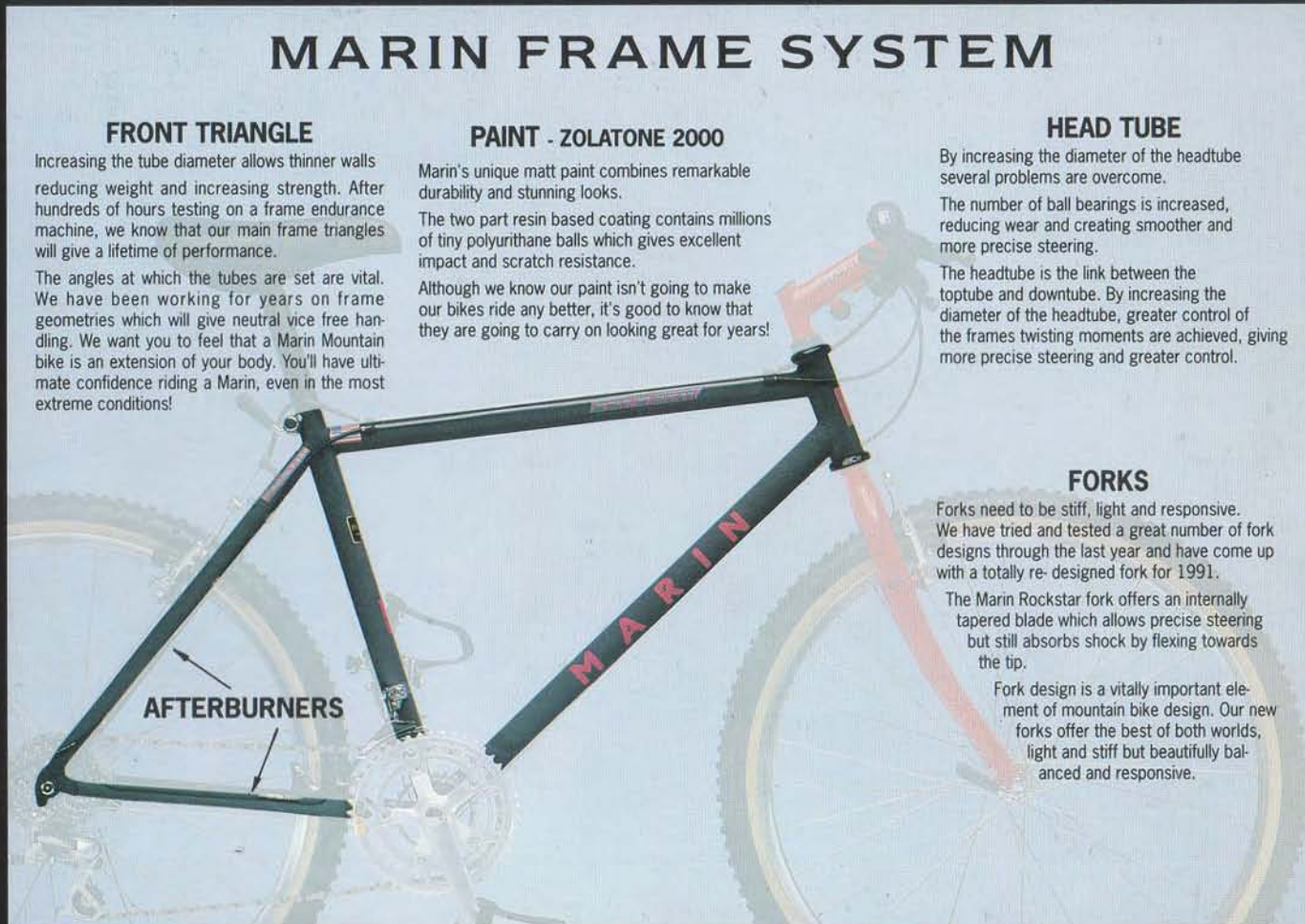
The 'Afterburner' system is comprised of three inter-related components which have been custom made for Marin.

19.1mm custom gauge tubing with .9mm wall thickness, Marin investment cast dropouts and Marin custom one piece brake pivot.

We have successfully tested this layout on the award winning Team Titanium and there are major advantages in using 19.1mm chainstays and seatstays.

The 'Afterburner' seatstays give the best cantilever response ever. Flex and twist are virtually eliminated, offering light, precise and really powerful braking. Our custom brake pivot has also been designed specifically to increase the cantilever brake response.

'Afterburner' seat stays solve the problem of tire clearance. You'll be able to run as big a tire as you like! And we have achieved these clearances without having to resort to an extra wide bottom



MARIN FRAME SYSTEM

FRONT TRIANGLE

Increasing the tube diameter allows thinner walls reducing weight and increasing strength. After hundreds of hours testing on a frame endurance machine, we know that our main frame triangles will give a lifetime of performance.

The angles at which the tubes are set are vital. We have been working for years on frame geometries which will give neutral vice free handling. We want you to feel that a Marin Mountain bike is an extension of your body. You'll have ultimate confidence riding a Marin, even in the most extreme conditions!

PAINT - ZOLATONE 2000

Marin's unique matt paint combines remarkable durability and stunning looks.

The two part resin based coating contains millions of tiny polyurithane balls which gives excellent impact and scratch resistance.

Although we know our paint isn't going to make our bikes ride any better, it's good to know that they are going to carry on looking great for years!

HEAD TUBE

By increasing the diameter of the headtube several problems are overcome.

The number of ball bearings is increased, reducing wear and creating smoother and more precise steering.

The headtube is the link between the toptube and downtube. By increasing the diameter of the headtube, greater control of the frames twisting moments are achieved, giving more precise steering and greater control.

FORKS

Forks need to be stiff, light and responsive. We have tried and tested a great number of fork designs through the last year and have come up with a totally re-designed fork for 1991.

The Marin Rockstar fork offers an internally tapered blade which allows precise steering but still absorbs shock by flexing towards the tip.

Fork design is a vitally important element of mountain bike design. Our new forks offer the best of both worlds, light and stiff but beautifully balanced and responsive.

AFTERBURNERS

bracket axle.

Our Investment Cast C.A.D. dropout actually plugs into the rear stays. It is then brazed into the frame offering fantastic strength advantages.

And that's not the end of the

story. When you ride a 1991 Marin, you'll feel the difference. The light, tight rear ends improve climbing dramatically, and the oversize tubes actually dissipate shocks travelling through the frame.

Great handling, superb braking,

terrific tire clearances, strength and a reduction in weight are all achieved using the "Afterburner system". The best just got a whole lot better.

'Afterburners' not fitted to 14" bikes
Mountain Bikes are not indestructible.
Excessively rough use may result in damage to yourself and your machine - take care.
Always wear a helmet.
Specification subject to change without notice.

T E C H S P E C

BOLINAS RIDGE



Sizes	17" Women, 14", 15.5", 17.5", 19", 20.5" Sloping Top Tube
Frame	Tange Lugless Cromo Seat Tube, Fast Back Style Seat Stays Water Bottle Mounts, 2 Eyelets, Fender Mounts.
Front Fork	Round Oval Round I"
Headset	YST Sealed Black
Bottom Bracket	Japanese Nut Type
Crankset	Sun Tour XCU 48-38-28
Pedals	VP 230
Chain	Sun Tour AP-5
Seat (Saddle)	Marin Vinyl
Seatpost	Kalloy Alloy
Seatpost Q.R.	Marin w/Black Coated Lever
Hubset	36H, Q.R. Front
Spokes	14 Gauge, 3 Cross
Rims	Araya MP 22 36 Hole, Silver
Tires	Marin Procombo
Front Derailleur	Sun Tour XCU
Rear Derailleur	Sun Tour XCU SGS
Shift Levers	Sun Tour XCT Express
Freewheel	Sun Tour XCT 13-30 7 Speed
Front Brake	Sun Tour XCU
Rear Brake	Sun Tour XCU (On 14" New Sun Tour XCU Low Profile)
Brake Levers	Sun Tour XCU 3 Finger
Brake Cable/Housing	Heavy Duty 6mm Housing 2mm Cable
Handlebar	Marin Painted
Stem	Marin 25 Degree Rise
Grips	Marin New High Density, Hex Type
Chainstay Protector	w/Marin Logo
Colors	Neon Yellow Frame, Bar & Forks Matt Black Stems.



Every bike in the Marin range offers excellent performance, and the Bolinas is no exception.

We have designed this bike to handle as well as bikes costing a great deal more.

The Bolinas is the ideal option for anyone getting into the sport, but who doesn't intend to race or regularly hammer off road.



T E C H S P E C


MUIRWOODS



Sizes	17" Women, 14", 15.5", 17.5", 19", 20.5" Sloping Top Tube.
Frame	Tange Cromo 3 Main Tubes. Oversize downtube. Oversized 19.1mm Constant Diameter Stays. Custom Marin Investment Cast Dropouts. 2 Waterbottle Mounts, Rack Mounts.
Front Fork	Round Oval Round, 1 1/8" Oversize, Forged End
Headset	Ritchey Logic 1 1/8" Oversize Sealed, Black
Bottom Bracket	Shimano Exage 500
Crankset	Shimano Exage 200 48-38-28, Superglide Biopace
Pedals	Marin MK-I, Cromo Axle
Chain	UG-50
Seat (Saddle)	Marin Vinyl
Seatpost	Kalloy Alloy
Seatpost Q.R.	Marin w/Black Coated Lever
Hubset	Shimano Exage 300, 36 hole, Q.R. Front + Rear
Spokes	14 Gauge, 3 Cross
Rims	Araya MP 22 36 Hole, Silver
Tires	Marin Procombo
Front Derailleur	Shimano Exage 200 GS
Rear Derailleur	Shimano Exage 200 GS
Shift Levers	Shimano Exage 200 Rapid Fire
Freewheel	Shimano CS HG50 12-28T 7 Speed
Front Brake	Shimano Exage 201 New Low Profile Resin, Black
Rear Brake	Shimano Exage 201 New Low Profile Resin, Black (on 14" BR M352 Super Low Profile Resin, Black)
Brake Levers	Shimano Exage 201, 3 Finger Compact Resin
Brake Cable/Housing	Heavy Duty 6mm Housing 2mm Cable
Handlebar	Marin Painted
Stem	Marin 1 1/8" Oversize
Grips	Marin New High Density, Hex Type
Chainstay Protector	w/Marin Logo
Colors	Charcoal Zolatone 2000 Frame Neon Green Stem, Bar & Fork

Dramatically upgraded for '91, the Muirwoods offers stunning performance from a budget mountain bike.

An excellent introduction into the Marin range, we have incorporated features like an oversize headset, "Afterburners", and vertical dropouts to give you the feel of one of our top line bikes.



MARIN
MOUNTAIN BIKES

T E C H S P E C

PALISADES TRAIL



Sizes	14", 15.5", 17.5", 19", 20.5" Sloping Top Tube
Frame	Tange Double Butted Cromo. Oversize Downtube. Oversize 19.1mm Constant Diameter Stays. Custom Marin Investment Cast Dropouts. 2 Waterbottle Mounts, Rack Mounts.
Front Fork	Marin Full Cromo 1 1/8" Oversize
Headset	Ritchey Logic 1 1/8" Oversize Sealed, Black
Bottom Bracket	Shimano Exage 500
Crankset	Shimano Exage 300, 48-38-28, Superglide Biopace
Pedals	Marin MK-I Cromo Spindle
Chain	Shimano HG-50
Seat (Saddle)	Marin Gel
Seatpost	Marin Alloy 300mm, Black
Seatpost Q.R.	Marin w/Black Coated Lever
Hubset	Shimano Exage 300, 36 Hole, Q.R. Front +Rear
Spokes	14 Gauge, 3 Cross
Rims	Araya VP20 36 Hole, Silver
Tires	Marin Procombo
Front Derailleur	Shimano Exage 300 GS
Rear Derailleur	Shimano Exage 300 GS
Shift Levers	Shimano ST M050 Rapid Fire
Freewheel	Shimano CS HG50 12-28T 7 Speed Hyperglide
Front Brake	Shimano BR M201 New Low Profile, Black
Rear Brake	Shimano BR M201 New Low Profile, Black
Brake Levers	Shimano ST M050 3 Finger Compact Resin
Brake Cable/Housing	Heavy Duty 6mm Housing 2mm Cable
Handlebar	Marin Painted
Stem	Marin 1 1/8" Oversize
Grips	Marin New High Density, Hex Type
Chainstay Protector	w/Marin Logo
Colors	Charcoal Zolatone 2000 Frame Neon Yellow Stem, Bar & Fork

We have designed this mountain bike to perform well beyond the supposed limit of its price tag. We have upgraded the frame to such a level that it could easily be used on a bike with a much higher price.

With the Palisades we have put a lot of effort into producing a well rounded package.

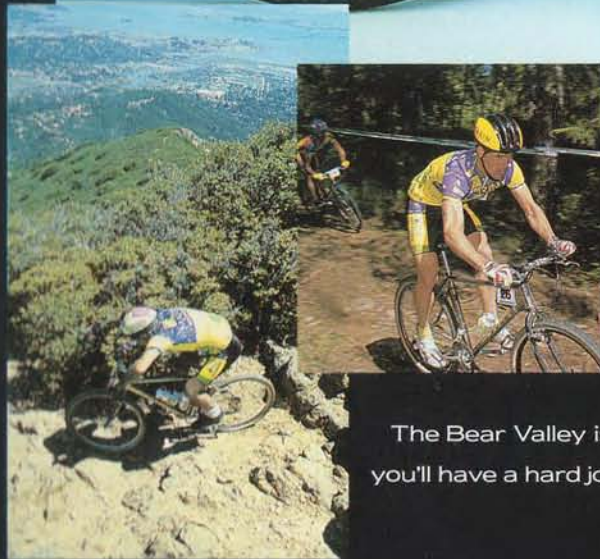
Already the leader in its class, this success story is set to continue.



 **MARIN**
MOUNTAIN BIKES

T E C H S P E C

BEAR VALLEY



This is one of the classiest bikes around. A high performance frame featuring oversized headset, down tube and 'Afterburners'. The Bear Valley is finished-off in Marin's revolutionary-matt paint finish, a coating that will perform as well as the frame it covers.

The Bear Valley is a mountain bike that you'll have great fun getting to know, and you'll have a hard job outgrowing it's limits




Size	14", 15.5", 17.5", 19", 20.5" Sloping Top Tube
Frame	Tange Double Butted Cromo (Full), Oversize DT Oversize 19.1mm Constant Diameter Stays Custom Marin Investment Cast Dropouts 2 Water Bottle Mounts, 2 Eyelets
Front Fork	Marin Full Cromo 1 1/8"
Headset	Ritchey Logic 1 1/8" Sealed Black
Bottom Bracket	Shimano BB MT 60 Bolt Type
Crankset	Shimano Exage 400, 48-38-28 Superglide Biopace
Pedals	VP 332S W/Clip & Strap
Chain	Shimano HG50
Seat (saddle)	Marin Gel
Seatpost	Marin Alloy 300mm, Black
Seatpost Q.R.	Marin w/Black Coated Lever
Hubset	Shimano Exage 400 Sealed 32 Hole
Spokes	Stainless, 3 Cross 14 Gauge
Rims	Araya CV-7 Black
Tires	Marin Rockstar "S"
Front Derailleur	Shimano Exage 400 LX
Rear Derailleur	Shimano Exage 400 LX
Shift Levers	Shimano Exage 400 Rapid Fire
Freewheel (size)	Shimano Exage 400 7 Speed, Hyperglide
Front Brake	Shimano Exage New Low Profile
Rear Brake	Shimano Exage New Low Profile
Brake Levers	Shimano Exage 400 3 Finger Compact Resin
Brake Cable/Housing	Heavy Duty 6mm Housing, 2mm Cable
Handlebar	Marin Alloy Painted
Stem	Marin 1 1/8" Oversize
Grips	Marin New High Density, Hex Type
Chainstay Protector	w/Marin Logo
Colors	Charcoal Zolatone 2000 Frame Gloss Black Stem, Bar & Fork



T E C H S P E C

ELDRIDGE GRADE



Named after one of the most famous trails on Mt Tam, the Eldridge has been designed with all the experience of Marlin's top designers.

Sharing all the features the top of line models, the Eldridge has got the lot. Oversize main tubes, round rings, Shimano DX levers, oversize headset.

If you are looking to step up a grade, take a good look at the Eldridge.



Sizes	15.5", 17.5", 19", 20.5" Sloping Top Tube
Frame	Tange DB Oversize 4 MT, 34.9 DT, Oversize 19.1mm Constant Diameter Stays, Custom Marin Investment Cast Dropouts, 2 Waterbottle Mounts, Rack Mounts.
Front Fork	Marin Full Cromo 1 1/8"
Headset	Ritchey Logic 1 1/8" Sealed, Black
Bottom Bracket	Shimano MT 60 Bolt Type
Crankset	Shimano Deore LX, 46-36-24, Superglide
Pedals	VP-332AP w/Marin Clip & Strap
Chain	Shimano HG70
Seat (Saddle)	Marin Gel
Seatpost	Marin 330mm Black
Seatpost Q.R.	Marin w/Black Coated Lever
Hubset	Shimano Deore LX, 32 Hole
Spokes	Stainless 14 Gauge, 3 Cross
Rims	Wolber AT 18 Black, 32 Hole
Tires	Marin Rockstar
Front Derailleur	Shimano Deore LX 1 1/4" Clamp
Rear Derailleur	Shimano Deore LX
Shift Levers	Shimano Deore DX Rapid Fire
Freewheel (Size)	Shimano CS HG70 12-28T 7 Speed, Hyperglide
Front Brake	Shimano Deore DX New Low Profile
Rear Brake	Shimano Deore DX New Low Profile
Brake Levers	Shimano Deore DX 2 Finger Alloy
Brake Cable/Housing	Heavy Duty 6mm Housing 2mm Cable
Handlebar	Marin Alloy Painted
Stem	Marin Oversize 1 1/8"
Grips	Marin New High Density, Hex Type
Chainstay Protector	w/Marin Logo
Colors	Charcoal Zolatone 2000 Frame Neon Red Stem, Bar & Fork

 **MARIN**
MOUNTAIN BIKES

T E C H S P E C

PINE MOUNTAIN



Sizes	15.5", 17.5", 19", 20.5" Sloping Top Tube
Frame	Tange DB Oversize 4 MT, 34.9 DT, Oversize 19.1 mm Constant Diameter Stays Custom Marin Investment Cast Dropouts, 2 Waterbottle Mounts, 1 Eyelet, Rack Mounts
Front Fork	Marin Full Cromo 1 1/8" Oversize
Headset	Shimano Deore DX 1 1/8" Oversize
Bottom Bracket	Shimano Deore DX Superglide
Crankset	Shimano Deore DX, 46-36-24
Pedals	Shimano Deore DX w/Shimano Clip & Marin Strap
Chain	Shimano HG70
Seat (Saddle)	Marin Leather
Seatpost	Marin 330mm
Seatpost Q.R.	Marin w/Black Coated Lever
Hubset	Shimano Deore DX 32 Hole
Spokes	Stainless 14/15 Gauge, 3 Cross
Rims	Araya RM17 32 Hole, Black
Tires	Marin Rockstar
Front Derailleur	Shimano Deore DX 1 1/4" Clamp
Rear Derailleur	Shimano Deore DX Short Cage
Shift Levers	Shimano Deore DX Rapid Fire
Freewheel (Size)	Shimano CS HG70 12-28T 7 speed, Hyperglyde
Front Brake	Shimano Deore DX New Low Profile
Rear Brake	Shimano Deore DX New Low Profile
Brake Levers	Shimano Deore DX 2 Finger Alloy
Brake Cable/Housing	Heavy Duty 6mm Housing 2mm Cable
Handlebar	Marin Alloy Painted
Stem	Marin Oversize 1 1/8" Painted
Grips	Marin New High Density, Hex Type
Chainstay Protector	w/Marin Logo
Colors	Charcoal Zolatone 2000 Frame Neon Orange Stem, Bar & Fork



Incorporating all of the latest ideas from Marin County, the Pine Mountain is a classic, performance mountain bike.

For '91 we have added Araya RM17 super narrow rims, 'Afterburners' and the newly designed Marin Rockstar fork.

The Pine will give you a lifetime of top line performance - without breaking the bank.



T E C H S P E C

TEAM MARIN



Sizes	15.5", 17.5", 19", 20.5" Sloping Top Tube.
Frame	Tange DB Oversize Prestige 3 Main Tubes, Oversize 19.1 mm Constant Diameter Stays, Custom Marin Investment Cast Dropouts, 2 Waterbottle Mounts, Rack Mounts
Front Fork	Tange 1 1/8" Oversize, Made in Japan
Headset	Shimano Deore XT 1 1/8" Oversize
Bottom Bracket	Shimano Deore XT
Crankset	Shimano Deore XT, 46-36-24 Superglide
Pedals	Shimano Deore XT w/Shimano Clip & Marin Strap
Chain	Shimano CN HG 91
Seat (Saddle)	Marin Leather
Seatpost	Strong 330mm, Black (Japanese)
Seatpost Q.R.	Marin w/Black Coated Lever
Hubset	Shimano Deore XT, 32 Hole
Spokes	Stainless 14/15 Gauge, 3 Cross
Rims	Araya RM 400 32 Hole
Tires	Marin Rockstar Kevlar Bead
Front Derailleur	Shimano Deore XT 1 1/4" O.S.
Rear Derailleur	Shimano Deore XT SS
Shift Levers	Shimano Deore XT Rapid Fire
Freewheel (Size)	Shimano CS HG90 12-28T 7 Speed, Hyperglide
Front Brake	Shimano Deore XT New Low Profile
Rear Brake	Shimano Deore XT New Low Profile
Brake Levers	Shimano Deore XT 2 Finger SLR Plus
Brake Cable/Housing	Heavy Duty 6mm Housing 2mm Cable
Handlebar	Marin Alloy Painted
Stem	Marin Oversize 1 1/8" Painted
Grips	Marin New High Density, Hex Type
Chainstay Protector	Shimano Shark Fin
Colors	Charcoal Zolatone 2000 Frame Neon Magenta Stem, Bar & Fork



Sharing the Team Titanium's inspired design you just know that this bike is going to perform time after time, race after race. With aggressive, performance orientated



geometry, built in Tange prestige and featuring the best components around the Team is designed for uncompromising performance.

Ride it to the limit, it won't let you down.

 **MARIN**
MOUNTAIN BIKES

T E C H S P E C

TEAM TITANIUM



Titanium is the ultimate material, and the Marin Team Titanium is universally praised as one of the world's best mountain bikes.

Unbelievably strong and light, the Team Titanium has been designed for the Marin Pro Race Team. We are offering small quantities of this remarkable bike for sale. At last you can have exactly the same machine that is raced by some of the world's best mountain bikers.



Sizes	15.5", 17.5", 19", 20.5" Sloping Top Tube
Frame	Oversize Titanium Ti 3 2.5 Tubing Custom Gary Helfrich Dropouts + Brake Pivots (Made in USA) 2 Waterbottle Mounts.
Front Fork	Ritchey Logic Oversize
Headset	Shimano Deore XT 1 1/8" Oversize
Bottom Bracket	Shimano Deore XT
Crankset	Shimano Deore XT, 48-38-24 Superglide
Pedals	Shimano Deore XT w/Shimano Clip & Marin Strap
Chain	Shimano CN HG 91
Seat (Saddle)	Marin Leather
Seatpost	Strong 330mm, Black (Japanese)
Seatpost Q.R.	Marin w/Black Coated Lever
Hubset	Shimano Deore XT, 32 Hole
Spokes	Stainless 14/15 Gauge, Alloy Nipples, 3 Cross
Rims	Araya RM400 32 Hole
Tires	Marin Rockstar Kevlar Bead
Front Derailleur	Shimano Deore XT
Rear Derailleur	Shimano Deore XT SS
Shift Levers	Shimano Deore XT Rapid Fire
Freewheel (Size)	Shimano CS HG90 12-28T 7 Speed, Hyperglide
Front Brake	Shimano Deore XT New LOW Profile
Rear Brake	Shimano Deore XT New Low Profile
Brake Levers	Shimano Deore XT 2 Finger SLR Plus
Brake Cable/Housing	Heavy Duty 6mm Housing 2mm Cable
Handlebar	Marin Alloy Painted
Stem	Marin 1 1/8" Oversize Painted
Grips	Marin New High Density, Hex Type
Chainstay Protector	Shimano Shark Fin
Colors	Polished

ALSO AVAILABLE FRAME ONLY

 **MARIN**
MOUNTAIN BIKES

T E C H S P E C

LIMITED EDITION



Sizes	50cm, 53cm, 56cm, 59cm Level Top Tube
Frame	Tange Oversize Double Butted Cromo Tig Welded, Custom Vertical Forged Dropouts 2 Waterbottle Mounts, Pump Peg On Back Of Head Tube
Front Fork	Unicrown Full Cromo
Headset	Shimano 105
Bottom Bracket	Shimano 105
Crankset	Shimano 105 42/53T Round Superglide
Pedals	Shimano 1056 Clipless (Look/Shimano Type)
Chain	Shimano 105
Seat (saddle)	Marin Leather
Seatpost	Marin Black
Hubset	Shimano 105 32 Hole
Spokes	Stainless 15 Gauge, 3 Cross
Rims	Araya SS-45 32 Hole Soft Grey Finish
Tires	New Road Star Light 700C 22C
Front Derailleur	Shimano 105
Rear Derailleur	Shimano 105
Shift Levers	Shimano 105 SIS
Freewheel (Size)	Shimano 105 13-23T 7 speed Hyperglide
Brakes	Shimano 105
Brake Levers	Shimano 105
Handle Bar	Sakee Road Racing Bar, Alloy (Modolo Style)
Stem	Marin Cromo Road Racing
Grips	Marin Cushion
Chainstay Protector	w/ Marlin Logo
Colors	Light Violet Metallic

Here is a bike that will raise the pulse of every keen mountain biker. We have incorporated all of the classic mountain bike features into a light, sleek and unbelievably fast road bike.

Oversize Tange 900 frameset, unicrown forks, slotted cable stops, vertical dropouts and tig welded stem combine to create a unique concept.

Now that you're hooked on cycling the Limited Edition is the perfect choice to broaden your cycling horizons.



CITY BIKES

San Francisco is just a few miles south of our San Rafael base. Where better to design a hybrid bike than on these famous hilly streets.

With all of the feature and convenience of a mountain bike, but with larger, lighter wheels that won't hold you back! Use it as the very best way to get around the city, or just for sheer pleasure.

This year we are offering two hybrid models. Just take your choice. Both bikes guarantee the unique Marin "feel", with the Sausalito offering a higher level of components and frame.



STINSON

Stinson

Sizes	17.5", 19", 20.5"
Frame	Tange Lugless Cr-mo Seat Tube Sloping Top Tube
Groupset	Suntour XCU 21 Speed, Push-Push Express Levers Suntour XCU Cantelevers, or Shimano 100GS 21 Speed STI Shimano Cantelevers.
Rims	Araya PX-45 700c
Colors	Charcoal Zolatone 2000 Frame Purple Stem, Bars & Forks.

Sausalito

Size	17.5", 19", 20.5"
Frame	Full Tange Double Butted Cr-mo Sloping Top Tube
Groupset	Shimano Exage 400GS, 21 Speed STI, Shimano Cantelevers.
Rims	Araya VX 300 700c 32 Hole
Colors	Charcoal Zolatone 2000 Frame, Gloss Black Stem, Bars & Forks.



SAUSALITO



MARIN

Marin Mountain Bikes
999 Anderson Drive
San Rafael
California CA. 94901

UK Distributor
ATB Sales Ltd.
Whitworth Road
St Leonards -on-Sea
East Sussex TN37 7PZ
Tel: (0424) 753566
Fax: (0424) 751415

DEALER STAMP

THE MOUNTAIN BIKE SHOP
WINDING ROAD
JOERG WIENHOLD
SOLTAUER STR. 32 · 21339 LARNEBURG
PHONE 0 41 31 78 53 31 · FAX 40 28 29