



1991 GARY FISHER BICYCLE COMPANY



SOME FOLLOW CONVENTION,
OTHERS CHOOSE TO LEAVE IT IN THE DUST.



THE 1991 GARY FISHER MOUNTAIN BIKES

CONVENTION. THE INDUSTRY STANDARD. TRADITION. STATUS QUO. THESE ARE JUST SOME OF THE THINGS THAT GARY FISHER DOESN'T PAY A WHOLE LOT OF ATTENTION TO WHEN HE DESIGNS A MOUNTAIN BIKE.

THE FUNNY THING, THOUGH, IS THAT FOR 16 YEARS GARY FISHER'S MOUNTAIN BIKES HAVE BEEN, AND CONTINUE TO BE, THE BEST HANDLING AND MOST SOPHISTICATED MOUNTAIN BIKES EVER TO ROLL OVER SLIMY STUMPS, DEEP MUD, OR LOOSE GRAVEL.

"QUITE A CLAIM," YOU MIGHT SAY TO YOURSELF. PERHAPS. EXCEPT THAT THE GARY FISHER BICYCLE COMPANY IS THE ONLY COMPANY THAT EMPLOYS THE SYNERGETIC REFINEMENT SYSTEM™

TO IMPROVE THEIR MOUNTAIN BIKES.

SYNERGETIC REFINEMENT MEANS THAT NO ELEMENT OF A BIKE IS IMPROVED FOR ITS OWN SAKE. WHEN A COMPONENT IS IMPROVED, THE REST OF THE BIKE IS DESIGNED TO MAXIMIZE THE ADVANTAGE OF THE NEW THINKING. WHEN THE FISHER-CALIBRATED ROCK SHOX® FRONT SUSPENSION FORK IS ADDED, THE REST OF THE FRAME IS CHANGED TO OPTIMIZE THE ROCK SHOX BENEFITS TO THE RIDER. WHEN THE ALUMINUM TUBING IS ENLARGED TO ADD STRENGTH, IT IS ALSO CROSS-OVALIZED SO IT WILL FIT BETTER AT THE WELDS. AND ON, AND ON, UNTIL YOU HAVE A BIKE THAT'S SO BALANCED AND EXCEPTIONALLY ENJOYABLE TO RIDE, IT MAY CAUSE ALL OTHER BIKES TO GATHER DUST.

SYNERGETIC REFINEMENT ALSO MEANS THAT GARY HIMSELF PERSONALLY RIDES EVERY BIKE DESIGN THAT HE CREATES. AND NOT ON A FABRICATED TEST TRACK. HE RIDES THEM ON REAL DIRT, MILES FROM THE NEAREST ROAD... JUST LIKE HIS CUSTOMERS.

(CONTINUED ON PAGE 4)

RS-1

THE RS-1 IS THE RACER BUILT FOR THOSE WHO PREFER THE KIND OF OFF-ROAD RIDING THAT WOULD STRIKE FEAR IN THE HEART OF GODZILLA. IT IS THE ONLY MOUNTAIN BIKE WITH FULL SUSPENSION THAT INCLUDES A FISHER-CALIBRATED ROCK SHOX® ON THE FRONT, AND A PATENTED MERT LAWILL ANTI-SQUAT REAR SUSPENSION. THIS ALLOWS THE RS-1 TO PROVIDE ITS RIDER WITH INCREDIBLE

RACING



TRACTION AND SHOCK ABSORPTION ON THE KIND OF TERRAIN THAT WOULD CAUSE OTHER RIDERS, ON OTHER BIKES, TO CONTEMPLATE TAKING A NICE HOT BATH.

IT'S A CUTTING EDGE RACER. THE ONLY LIMITATION OF THE RS-1 IS THE COURAGE OF THE ONE WHO RIDES IT.

RACING

3

AND SINCE ALL TRAILS AREN'T CONVENTIONAL, GARY DOES NOT OFFER JUST ONE KIND OF MOUNTAIN BIKE. THERE'S A WIDE SELECTION OF GARY FISHER MOUNTAIN BIKES, WHETHER YOU'RE IN THE MARKET FOR A STUMP JUMPING MOTO-JAMMER, OR LOOKING FOR A BIKE THAT'S BUILT FOR SPEEDING ACROSS A RIDGE WITH THE WIND IN YOUR EARS. THAT'S WHY WE HAVE TWO FAMILIES OF BIKES: THE RACING SERIES, AND THE FREECLIMBING SERIES*.

GARY OFTEN PERSONALLY WORKS WITH HIS SUPPLIERS TO DEVELOP NEW COMPONENTS THAT PERFORM BETTER THAN ANY OTHERS IN THE INDUSTRY. A LONG TIME AGO, GARY DECIDED TO ELIMINATE THE WORD "IMPOSSIBLE" FROM HIS VOCABULARY. THIS HAS, AT TIMES, LED TO FRICTION

WITH HIS SUPPLIERS. THE IRONY IS THAT MANY OF GARY'S UNCONVENTIONAL IDEAS, THAT THE SUPPLIERS SAID WERE "IMPOSSIBLE," END UP BECOMING INDUSTRY STANDARDS AFTER A FEW YEARS.

THERE WILL ALWAYS BE THOSE WHO LEAD AND THOSE WHO FOLLOW. GARY FISHER MOUNTAIN BIKES ARE FOR THOSE WHO, JUST LIKE GARY, TAKE FANATIC PLEASURE IN EXPLORING THOSE EMPTY PLACES ON THE MAP... AND NEED A BIKE THAT'S COMFORTABLE ENOUGH, AND DEPENDABLE ENOUGH, TO GET THEM THERE... AND BACK.

* THE DIFFERENCES BETWEEN THESE TWO CATEGORIES OF MOUNTAIN BIKES WILL BE FULLY EXPLAINED IN THE GEOMETRY SECTION OF THE CATALOGUE.



PROCALIBER

A MERCILESS, EXTREMELY LIGHT, CRO-MO RACER. IT TAKES NO PRISONERS. THE PROCALIBER HAS WON MORE CHAMPIONSHIPS IN HISTORY THAN ANY OTHER MOUNTAIN BIKE. PERIOD.

EVERYTHING ON THIS BIKE HAS BEEN DESIGNED BY GARY FISHER WITH ONE PURPOSE: TO IMPROVE FINISH LINE PERFORMANCE. GARY PERSONALLY WORKED WITH TANGE TO DEVELOP A NEW FULL EVOLUTION, ULTRA-LIGHTWEIGHT, PRESTIGE TUBESET. THE HEAD TUBE, THE BOTTOM BRACKET SHELL, AND EVEN

THE SEAT COLLAR, HAVE BEEN BORED OUT INTERNALLY TO MAKE THEM LIGHTER.

DOES THAT SATISFY GARY FISHER? WHAT DO YOU THINK? THIS YEAR, HE GAVE IT A MORE AGGRESSIVE FRONT END AND ADDED A HAND-PICKED SUPER-LIGHT COMPONENT GROUP. THE RESULT: WE LIKE TO THINK THE PROCALIBER IS JUST A LITTLE BIT BETTER. WE THINK YOU MIGHT AGREE.

GEOMETRY

IF ALL DIRT TRAILS AND DIRT RIDERS WERE CREATED EQUAL THEN GARY FISHER WOULD ONLY HAVE TO BUILD ONE KIND OF MOUNTAIN BIKE. FORTUNATELY, FOR THOSE OF US WHO ARE MORE EQUAL THAN OTHERS, GARY FISHER MAKES 12 DIFFERENT MOUNTAIN BIKES.

GARY FISHER MOUNTAIN BIKES FALL INTO TWO CATEGORIES: THE FREECLIMBING SERIES, AND THE RACING SERIES. AT FIRST GLANCE, THE DIFFERENCES BETWEEN THESE TWO FAMILIES OF BIKES DOES NOT SEEM PRONOUNCED. THE DIFFERENCES WILL BECOME APPARENT, HOWEVER, SIX MILES FROM THE NEAREST PAVEMENT.

THE FREECLIMBING SERIES IS SPECIFICALLY BUILT FOR THOSE DIRT YAHOO'S WITH A CONSUMING PASSION TO DEFY GRAVITY. THESE BIKES HAVE SLOPING TOP TUBES AND HIGHER BOTTOM

A MEDIAN FRAME SIZE	B HEAD ANGLE	C SEAT ANGLE	D TOP TUBE LENGTH	E CHAINSTAY LENGTH	F BOTTOM BRACKET HEIGHT	G WHEEL BASE	H FORK OFFSET
RACE GEOMETRIES							
18" HOOKDOE-KOD, PROCALIBER, SUPERCALIBER	71.5°	73.5°	582 MM	420 MM	295 MM	1046 MM	38 MM
18" PROMETHEUS	71.5°	73.5°	578 MM	426 MM	295 MM	1034 MM	38 MM
18" RS-1	71.5°	73.5°	567 MM	428 MM	295 MM	1050 MM	41 MM
FREECLIMBING GEOMETRIES							
18" ADVANCE, PARAGON, MT. TAM*, AL-1, DR-7	70.5°	72.5°	570 MM	426 MM	300 MM	1049 MM	41 MM
18" MONTARE	72.0°	73.5°	575 MM	394 MM	285 MM	1003 MM	38 MM

* ASSUMES LOADED SUSPENSION WITH AN AVERAGE WEIGHT RIDER (E.G. 160 LB. FOR AN 18"/19" FRAME) TO CONVERT MILLIMETERS TO INCHES DIVIDE BY 25.4.

BRACKETS FOR BETTER CLEARANCE ALL AROUND. THIS, COMBINED WITH A SHORTER FRONT CENTER AND LESS TRAIL, ADDS UP TO A BIKE THAT GIVES ITS RIDER THE ABILITY TO PERFORM SUPERHUMAN MANEUVERS.

THEN, THERE'S THE RACING SERIES: PRECISION-TUNED BIKES THAT RESPOND TO THE SLIGHTEST INPUT FROM THE RIDER. THESE GARY FISHERS ARE BUILT WITH ONE IDEA IN MIND: NO MERCY ON THE COMPETITION.

A SLIGHTLY SHORTER FORK OFFSET IS COMBINED WITH A STEEPER HEAD ANGLE, AND A LONGER FRONT CENTER, TO MAKE THESE BIKES STIFFER AND HIGHLY RESPONSIVE AT SPEED.

THEY'RE A LITTLE LIGHTER THAN THE FREECLIMBERS. AND, THE ENTIRE CONFIGURATION, FROM A LONGER TOP TUBE TO A SHORTER CHAINSTAY, IS DESIGNED TO GIVE THE RIDER A RACING POSITION TO OPTIMIZE HIS OR HER POWER OUTPUT. THE RESULT: MORE PEOPLE BEAT THE SPURS OFF THEIR COMPETITION WITH THE GARY FISHER RACING SERIES MOUNTAIN BIKES THAN ANY OTHER.

LEGEND

A SIZE - LENGTH OF THE SEAT TUBE IN INCHES MEASURED FROM THE CENTER OF THE BOTTOM BRACKET TO THE INTERSECTION OF THE TOP TUBE AND SEAT TUBE CENTER LINES

B HEAD ANGLE - ANGLE OF THE HEAD TUBE FROM LEVEL IN DEGREES

C SEAT ANGLE - ANGLE OF THE SEAT FROM LEVEL IN DEGREES

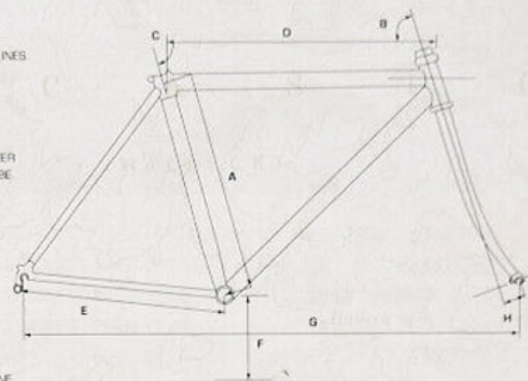
D TOP TUBE LENGTH - DISTANCE FROM WHERE THE TOP TUBE AND HEAD TUBE CENTER LINE INTERSECT, PARALLEL TO THE GROUND, WITH THE CENTER LINE OF THE SEAT TUBE.

E CHAINSTAY LENGTH - LENGTH FROM THE CENTER OF THE BOTTOM BRACKET TO THE CENTER OF THE REAR AXLE.

F BOTTOM BRACKET HEIGHT - DISTANCE FROM THE CENTER OF THE BOTTOM BRACKET TO THE GROUND WHEN THE BIKE IS EQUIPPED WITH FATTRAX 2.2" TIRES.

G WHEELBASE - DISTANCE FROM THE CENTER OF THE FRONT AXLE TO THE CENTER OF THE REAR AXLE.

H FORK OFFSET - DISTANCE FROM THE HEAD TUBE CENTER LINE TO THE FRONT AXLE CENTER LINE MEASURED PERPENDICULAR TO THE HEAD TUBE CENTER LINE.



PROMETHEUS FRAMESET

THE 3-2.5 TITANIUM ALLOY PROMETHEUS IS THE FINEST MOUNTAIN BIKE FRAMESET GARY FISHER DESIGNS. NO TITANIUM BIKE IN THE WORLD WILL HANDLE AS WELL AS THE PROMETHEUS.

EVERYTHING ON THE PROMETHEUS THAT SHOULD BE TITANIUM, IS TITANIUM. TRADITIONALLY, TITANIUM TUBING, ALTHOUGH IT IS WONDERFULLY LIGHT, IS DIFFICULT TO FORM TO THE CORRECT GEOMETRY REQUIRED BY A HIGH-TECH RACER. OUR ENGINEERS HAVE DEVELOPED A NEW WAY OF MANIPULATING TITANIUM ALLOY TUBING TO THE EXACT SPECIFICATIONS OF GARY FISHER.

THE RESULT IS A SUPERLIGHT, ULTRA-HIGH PERFORMANCE GARY FISHER MOUNTAIN BIKE. THE PROMETHEUS COULD BE THE VERY LAST MOUNTAIN BIKE YOU EVER BUY.

RACING

MT. TAM



THE MT. TAM IS THE MOUNTAIN BIKE FOR THOSE WHO ENJOY RIDING THE ROUGHEST DIRT AND ROCK TRAILS KNOWN TO HUMANKIND, AND EVEN A FEW TRAILS THAT AREN'T KNOWN.

THIS IS ALL POSSIBLE BECAUSE THE MT. TAM IS NOT ONLY EQUIPPED WITH GARY FISHER-CALIBRATED ROCK SHOX, BUT THE FRAME HAS ALSO BEEN DESIGNED TO TAKE TRUE ADVANTAGE OF THE ROCK SHOX. THIS CALIBRATION, COMBINED WITH THE GARY FISHER GEOMETRY, ALLOWS THE MT. TAM TO FOLLOW ROUGH CONTOURS WITH BETTER DETAIL AND UNBELIEVABLE FRONT-END TRACTION.

PARAGON



THE PARAGON IS A DIRECT DESCENDENT OF THE ORIGINAL FISHER MOUNTAIN BIKE THAT DEFINED THE SPORT, WITH THE ADDED BENEFIT OF 16 YEARS OF SYNERGETIC REFINEMENT.

THE FRAME IS MADE WITH TANGE QUAD-BUTTED PRESTIGE TUBING, AND THIS YEAR, GARY FISHER-DESIGNED, INVESTMENT CAST DROP-OUTS HAVE BEEN ADDED.

IT IS A SOPHISTICATED, ALL-ROUND, FREECLIMBER AND A PERFECT EXAMPLE OF THE HERITAGE OF FISHER MOUNTAINBIKES. IF A CONCEPT WORKS WELL, WE KEEP MAKING IT BETTER.

THE CR-7'S COMPOSITE DESIGN COMBINES A RESISTANCE TO FLEX WITH EXCEPTIONAL HANDLING. THAT'S WHY, OVER THE YEARS, IT HAS CULTIVATED A LOYAL FOLLOWING OF HELL-BENT MANIACS WHO LIKE A COMPLIANT FREECLIMBER THAT YOU CAN RIDE FROM DAWN TO DUSK. AND, THIS YEAR, OUR ADVENTUROUS FRIENDS WILL APPRECIATE OUR IMPROVEMENTS TO THE CR-7.

THE 1991 FRAME IS CONSTRUCTED OUT OF TWO DISSIMILAR MATERIALS, CRO-MO, AND NEW DOUBLE-BUTTED EASTON 7005 ALUMINUM. TOGETHER, THEY WORK IN UNISON TO DAMPEN VIBRATION. THE RESULT IS AN EVEN SMOOTHER RIDE OVER ROUGH TERRAIN AT HIGH SPEEDS.

YOU CAN DO JUST ABOUT ANYTHING WITH THE CR-7. IF YOU DARE.

CR-7



FREECLIMBING

12

AL-1



THE AL-1 IS BUILT SPECIFICALLY FOR THOSE WHO WANT TO THRASH, BUT AREN'T QUITE READY TO SMASH THEIR PIGGY BANK INTO SMITHEREENS.

THE RESILIENT, HIGH PERFORMANCE FRAME IS MADE WITH 7005 CROSS-OVALIZED ALUMINUM TUBES THAT ARE NEW FOR THIS YEAR. EVEN THE SEAT TUBE HAS BEEN OVALIZED. IT ALSO HAS THE ADVANTAGE OF FULL SIX-PART EVOLUTION.

THIS BIKE HAS ALL THE FEATURES TO PERFORM AT THE SAME LEVEL AS THE MORE EXPENSIVE BIKES. GO AHEAD, BE BAD. THE AL-1 WON'T MIND AT ALL.

FREECLIMBING

13

1991 GARY FISHER MOUNTAIN BIKES SPECIFICATIONS

	FRAME	FORK	HEADSET	BOTTOM BRACKET	DRIVETRAIN	CRANKSET	HUBSET	HANDLEBAR	STEM*	GRIPS*	BRAKES	RIMS	TIRES	SADDLE	SEATPOST	PEDALS	TOE CLIPS*	SIZES	COLORS	
RS-1	GARY FISHER DESIGN SUPERSEIZE EASTON VARI-LITE™ DOUBLE BUTTED 7005 ALUMINUM FRONT TRIANGLE, 7005 ALUMINUM SUSPENSION, MECHANICALLY JOINED	DA-COMPE ROCK SHOCK SUSPENSION WITH GARY FISHER VALVING	GARY FISHER EVOLUTION DAMPNANOLO CENTRAL ALLOY	GARY FISHER SEALED 104 MM EVOLUTION	DAMPNANOLO CENTRAL 24-SPEED: 13-30 COGS; SUNTOUR XC COMP ACULSHIFT MULTIMOUNT LEVERS	DAMPNANOLO CENTRAL 46A/36A/24S ROUND CHAINRINGS	DAMPNANOLO CENTRAL 32 HOLE GARY FISHER DEORE MULTIMOUNT 35 REAR AXLE	GARY FISHER HANDSON BAR SYSTEM BUTTED ALLOY OR TRISTEP ALLOY	GARY FISHER RHINO EVOLUTION 7005 ALLOY 5 DEGREE RISE	FISHERLITE HEX GRIPS OR TRISTEP HEX	DA-COMPE 996 CANTILEVERS WITH DA-COMPE S5-S LEVERS	ARAYA RM-400 PRO SILVER 32 HOLE	GARY FISHER FATTRAXX 26 X 2.2 WITH KEVLAR BEAD	GARY FISHER TRAIL TAIL™	NTTD ALLOY 31.6 MM	GARY FISHER POWER LINK™ NYLON CLIP WITH FAKE SNAKE™ STRAP	16", 18", 20"	GRANITE BLUE (K 16)		
PROCALIBER	GARY FISHER DESIGN SUPERSEIZE TANGE QUAD BUTTED TUBING	GARY FISHER EVOLUTION TANGE TAHER GAUGE BLADES WITH INVESTMENT CAST FORK ENDS	GARY FISHER EVOLUTION TANGE SERK SUPERLIGHT ALLOY	GARY FISHER SEALED 88 MM EVOLUTION	SUNTOUR XC COMP 21-SPEED: 12-28 COGS; ACULSHIFT MULTIMOUNT LEVERS	SUNTOUR XP SUPERLIGHT 46A/36A/24S ROUND CHAINRINGS	SUNTOUR XC PRO 32 HOLE	GARY FISHER HANDSON BAR SYSTEM BUTTED ALLOY OR TRISTEP ALLOY	GARY FISHER RHINO EVOLUTION 7005 ALLOY 5 DEGREE RISE	FISHERLITE HEX GRIPS OR TRISTEP HEX	DA-COMPE 996 CANTILEVERS WITH DA-COMPE S5-S LEVERS	ARAYA RM-400 PRO SILVER 32 HOLE	GARY FISHER FATTRAXX 26 X 1.9 WITH KEVLAR BEAD	GARY FISHER TRAIL TAIL	NTTD ALLOY 28.8 MM	SUNTOUR XC PRO WITH SUPERB PRO TRACK CAGES	GARY FISHER POWER LINK NYLON CLIP WITH FAKE SNAKE STRAP	16", 18", 19", 20"	TEAM TRACKCOLOR RED (1) YELLOW (16) BLACK (4)	
SUPERCALIBER	GARY FISHER DESIGN SUPERSEIZE EASTON VARI-LITE DOUBLE BUTTED 7005 ALUMINUM TUBING	GARY FISHER EVOLUTION TANGE CROAD WITH INVESTMENT CAST FORK ENDS	GARY FISHER EVOLUTION TANGE SERK SUPERLIGHT ALLOY	GARY FISHER SEALED 80 MM EVOLUTION	SUNTOUR XC COMP 21-SPEED: 13-30 COGS; ACULSHIFT MULTIMOUNT LEVERS	SUNTOUR XC 46A/36A/24S ROUND CHAINRINGS	SUNTOUR XC COMP 32 HOLE	GARY FISHER HANDSON BAR SYSTEM BUTTED ALLOY OR TRISTEP ALLOY	GARY FISHER RHINO EVOLUTION 7005 ALLOY 5 DEGREE RISE	FISHERLITE HEX GRIPS OR TRISTEP HEX	DA-COMPE 996 CANTILEVERS WITH DA-COMPE S5-S LEVERS	ARAYA RM-400 PRO SILVER 32 HOLE	GARY FISHER FATTRAXX 26 X 1.9 WITH KEVLAR BEAD	GARY FISHER TRAIL TAIL	GARY FISHER ALLOY MICRO ADJUST: 31.6 MM	SUNTOUR XC COMP	GARY FISHER POWER LINK NYLON CLIP WITH FAKE SNAKE STRAP	15.5", 17.5", 19", 20.5	HOT GREEN LIGHTNING BEAD BLAST (11)	
HOO-KOO-E-KOO	GARY FISHER DESIGN SUPERSEIZE TANGE DOUBLE BUTTED CROAD TUBING	GARY FISHER EVOLUTION TANGE CROAD WITH INVESTMENT CAST FORK ENDS	GARY FISHER EVOLUTION YST ALLOY	GARY FISHER SEALED 89 MM EVOLUTION	SUNTOUR X-1 21-SPEED: 13-30 COGS; ACULSHIFT MULTIMOUNT LEVERS	SUNTOUR X-1 46A/36A/24S ROUND CHAINRINGS	SUNTOUR X-1 32 HOLE	GARY FISHER HANDSON BAR SYSTEM BUTTED ALLOY OR TRISTEP ALLOY	GARY FISHER RHINO EVOLUTION 7005 ALLOY 5 DEGREE RISE	FISHERLITE HEX GRIPS OR TRISTEP HEX	DA-COMPE 996 CANTILEVERS WITH SUNTOUR X-1 SHORT STOP LEVERS; U-BRAKE ON REAR OF 13.5"	ARAYA RM-20 SILVER 32 HOLE	GARY FISHER SWITCHBACKS 26 X 1.9	GARY FISHER COMP™	GARY FISHER ALLOY MICRO ADJUST: 28.8 MM	GARY FISHER POWER LINK™ NYLON CLIP WITH FAKE SNAKE STRAP	13.5", 15", 18", 20"	RED PARADE (16) BLACK SUPERFINE		
MT-TAM	GARY FISHER DESIGN SUPERSEIZE TANGE PRESTIGE QUAD BUTTED TUBING	DA-COMPE ROCK SHOCK SUSPENSION WITH GARY FISHER VALVING	GARY FISHER EVOLUTION TANGE SERK SUPERLIGHT ALLOY	GARY FISHER SEALED 88 MM EVOLUTION	SHIMANO DEORE XT 21-SPEED: 13-30 HYPERGLIDE COGS; RAPIDFIRE 56 SHIFT LEVERS	SHIMANO DEORE XT 46A/36A/24S ROUND CHAINRINGS	SHIMANO DEORE XT 32 HOLE	GARY FISHER HANDSON BAR SYSTEM BUTTED ALLOY OR TRISTEP ALLOY	GARY FISHER RHINO EVOLUTION 7005 ALLOY 15 DEGREE RISE	FISHERLITE HEX GRIPS OR TRISTEP HEX	SHIMANO DEORE XT CANTILEVERS WITH SII LEVERS	ARAYA RM-400 PRO SILVER 32 HOLE	GARY FISHER FATTRAXX 26 X 2.2 WITH KEVLAR BEAD	GARY FISHER TRAIL TAIL	NTTD ALLOY 28.8 MM	SHIMANO DEORE XT SUPERSLIM	GARY FISHER POWER LINK NYLON CLIP WITH FAKE SNAKE STRAP	16", 18", 20"	CRYSTAL AZURE CARNIVAL RED (7)	
PARAGON	GARY FISHER DESIGN SUPERSEIZE TANGE PRESTIGE QUAD BUTTED TUBING	GARY FISHER EVOLUTION TANGE CROAD WITH INVESTMENT CAST FORK ENDS	GARY FISHER EVOLUTION TANGE SERK SUPERLIGHT ALLOY	GARY FISHER SEALED 88 MM EVOLUTION	SHIMANO DEORE XT 21-SPEED: 13-30 HYPERGLIDE COGS; RAPIDFIRE 56 SHIFT LEVERS	SHIMANO DEORE XT 46A/36A/24S ROUND CHAINRINGS	SHIMANO DEORE XT 32 HOLE	GARY FISHER HANDSON BAR SYSTEM BUTTED ALLOY OR TRISTEP ALLOY	GARY FISHER RHINO EVOLUTION 7005 ALLOY 15 DEGREE RISE	FISHERLITE HEX GRIPS OR TRISTEP HEX	SHIMANO DEORE XT CANTILEVERS WITH SII LEVERS	ARAYA RM-400 PRO SILVER 32 HOLE	GARY FISHER FATTRAXX 26 X 2.2 WITH KEVLAR BEAD	GARY FISHER TRAIL TAIL	NTTD ALLOY 28.8 MM	SHIMANO DEORE XT SUPERSLIM	GARY FISHER POWER LINK NYLON CLIP WITH FAKE SNAKE STRAP	16", 18", 20"	SIGNAL ORANGE OCEAN BLUE/GREEN (8)	
CR-7	GARY FISHER DESIGN SUPERSEIZE EASTON VARI-LITE DOUBLE BUTTED 7005 ALUMINUM FRONT TRIANGLE, CROAD REAR TRIANGLE, MECHANICALLY JOINED	GARY FISHER EVOLUTION TANGE CROAD WITH INVESTMENT CAST FORK ENDS	GARY FISHER EVOLUTION TANGE SERK ALLOY	GARY FISHER SEALED 88 MM EVOLUTION	SUNTOUR XC COMP 21-SPEED: 13-30 COGS; ACULSHIFT MULTIMOUNT LEVERS	SUNTOUR XP SUPERLIGHT 46A/36A/24S ROUND CHAINRINGS	SUNTOUR XC COMP 32 HOLE	GARY FISHER HANDSON BAR SYSTEM BUTTED ALLOY OR TRISTEP ALLOY	GARY FISHER RHINO EVOLUTION 7005 ALLOY 5 DEGREE RISE	FISHERLITE HEX GRIPS OR TRISTEP HEX	SUNTOUR XC COMP CANTILEVERS, S.E. REAR WITH SUNTOUR XC COMP LEVERS	ARAYA RM-400 PRO SILVER 32 HOLE	GARY FISHER FATTRAXX 26 X 2.2 WITH KEVLAR BEAD	GARY FISHER TRAIL TAIL	GARY FISHER ALLOY MICRO ADJUST: 31.6 MM	SUNTOUR XC COMP	GARY FISHER POWER LINK NYLON CLIP WITH FAKE SNAKE STRAP	15.5", 17.5", 19", 20.5	TROPICAL BLUES MATTE BLACK	
AL-1	GARY FISHER DESIGN SUPERSEIZE 7005 ALUMINUM TUBING	GARY FISHER EVOLUTION CROAD WITH INVESTMENT CAST FORK ENDS	GARY FISHER EVOLUTION YST ALLOY	GARY FISHER SEALED 88 MM EVOLUTION	SHIMANO 500 LX 21-SPEED: 13-30 HYPERGLIDE COGS; RAPIDFIRE 56 SHIFT LEVERS	SHIMANO 500 LX 46A/36A/24S ROUND CHAINRINGS	SHIMANO 500 LX 32 HOLE	GARY FISHER HANDSON BAR SYSTEM BUTTED ALLOY OR TRISTEP ALLOY	GARY FISHER RHINO EVOLUTION 7005 ALLOY 15 DEGREE RISE	FISHERLITE HEX GRIPS OR TRISTEP HEX	SHIMANO BR-454 ALLOY CANTILEVERS WITH SII LEVERS	ARAYA RM-20 SILVER 32 HOLE	GARY FISHER FATTRAXX 26 X 2.2 WITH KEVLAR BEAD	GARY FISHER TRAIL TAIL	GARY FISHER ALLOY MICRO ADJUST: 31.6 MM	GARY FISHER POWER LINK ALLOY	GARY FISHER POWER LINK NYLON CLIP WITH FAKE SNAKE STRAP	15.5", 17.5", 19", 20.5	BLUE BRILLIANCE SILVER COPPETI (8)	
MONTARE	GARY FISHER DESIGN SUPERSEIZE TANGE DOUBLE BUTTED CROAD TUBING	GARY FISHER EVOLUTION CROAD WITH INVESTMENT CAST FORK ENDS	GARY FISHER EVOLUTION YST ALLOY	GARY FISHER SEALED 88 MM EVOLUTION	SHIMANO DEORE DX 21-SPEED: 14-32 HYPERGLIDE COGS; RAPIDFIRE 56 SHIFT LEVERS	SHIMANO DEORE DX 46A/36A/24S ROUND CHAINRINGS	SHIMANO DEORE DX 32 HOLE	GARY FISHER HANDSON BAR SYSTEM BUTTED ALLOY OR TRISTEP ALLOY	GARY FISHER RHINO EVOLUTION 7005 ALLOY 15 DEGREE RISE	FISHERLITE HEX GRIPS OR TRISTEP HEX	SHIMANO BR-454 ALLOY CANTILEVERS WITH SII LEVERS	ARAYA RM-20 SILVER 32 HOLE	GARY FISHER FATTRAXX 26 X 2.2	GARY FISHER TRAIL TAIL	GARY FISHER ALLOY MICRO ADJUST: 28.8 MM	GARY FISHER POWER LINK ALLOY	GARY FISHER POWER LINK NYLON CLIP WITH FAKE SNAKE STRAP	16", 20"	RED/ORANGE BLOTTO GALACTIC BLACK (2)	
ADVANCE	GARY FISHER DESIGN SUPERSEIZE TANGE 41-30 CROAD TUBING	GARY FISHER EVOLUTION CROAD WITH FORGED FORK ENDS	GARY FISHER EVOLUTION YST	ISA SEALED MICRO-ANOD 73 MM	SHIMANO 400 LX 21-SPEED: 13-30 HYPERGLIDE COGS; RAPIDFIRE 56 SHIFT LEVERS	SHIMANO 400 LX 46A/36A/24S ROUND CHAINRINGS	SHIMANO 400 LX 36 HOLE	GARY FISHER HANDSON BAR SYSTEM BUTTED ALLOY OR TRISTEP ALLOY	GARY FISHER RHINO EVOLUTION 7005 ALLOY 15 DEGREE RISE	FISHERLITE HEX GRIPS OR TRISTEP HEX	SHIMANO BR-454 ALLOY CANTILEVERS WITH SII LEVERS	ARAYA VP-20 SILVER 32 HOLE	GARY FISHER SWITCHBACKS 26 X 1.9	GARY FISHER TRAIL TAIL	GARY FISHER ALLOY MICRO ADJUST: 28.8 MM	VICTOR VP 882	GARY FISHER POWER LINK NYLON CLIP WITH FAKE SNAKE STRAP	13.5", 16", 18", 19"	RED SIZZLE BLUE/SILVER THREAD (17)	
GEMINI	GARY FISHER DESIGN SUPERSEIZE TRUE TEMPER CROAD TANDUM TUBING	GARY FISHER EVOLUTION TANDUM GAUGE CROAD BLADES WITH INVESTMENT CAST FORK ENDS	GARY FISHER EVOLUTION YST ALLOY	GARY FISHER SEALED 88 MM EVOLUTION	SHIMANO DEORE DX 21-SPEED: 13-28 HYPERGLIDE COGS; RAPIDFIRE 56 SHIFT LEVERS	SHIMANO MT-60 TANDUM/ GARY FISHER DEORE XTMS 46A/36A/24S ROUND CHAINRINGS	SHIMANO DEORE DX 36 HOLE	FRONT GARY FISHER BLUE ALLOY REAR GARY FISHER ADJUSTABLE TANDUM STEM	GARY FISHER RHINO EVOLUTION 7005 ALLOY 15 DEGREE RISE	FRONT FISHERLITE HEX OR TRISTEP HEX REAR GARY FISHER TANDUM HEX	FRONT SUNTOUR XC COMP CANTILEVERS REAR XC COMP CANTILEVERS WITH XC COMP LEVERS	ARAYA RM-20 SILVER 36 HOLE	GARY FISHER FATTRAXX 26 X 2.2	GARY FISHER TRAIL TAIL	GARY FISHER ALLOY MICRO ADJUST: 28.8 MM	GARY FISHER POWER LINK ALLOY	GARY FISHER POWER LINK NYLON CLIP WITH FAKE SNAKE STRAP	18"/16", 20"/16"	GRANITE	
PROMETHEUS (FRAMESET ONLY)	GARY FISHER DESIGN SUPERSEIZE SANDVIK T1325SR WITH TITANIUM TUBING	GARY FISHER EVOLUTION SANDVIK T1325SR WITH TITANIUM FORK ENDS	GARY FISHER EVOLUTION TANGE SERK SUPERLIGHT ALLOY	GARY FISHER SEALED 88 MM EVOLUTION	NOT APPLICABLE	NOT APPLICABLE	NOT APPLICABLE	NOT APPLICABLE	NOT APPLICABLE	NOT APPLICABLE	NOT APPLICABLE	NOT APPLICABLE	NOT APPLICABLE	NOT APPLICABLE	NOT APPLICABLE	NOT APPLICABLE	NOT APPLICABLE	NOT APPLICABLE	16", 18", 20"	AU NATUREL

*PROPORTIONATELY SIZED. SPECIFICATIONS SUBJECT TO CHANGE WITHOUT NOTICE.

1 2 3 4 5 6 7 8 9 10 11 12 13 14 15 16 17 18

