


DEL

LIGHTWEIGHT CYCLES



CLAUD BUTLER • HOLDSWORTH • FALCON

# TRADITION OF EXCELLENCE



**T**HE bicycle has been with us for well over a century; initially as a fun machine for those rich enough to afford the handcrafted velocipedes of the time, later as an essential mode of transport. Generations of children have gained their first taste of freedom with the aid of their bicycle and over the years, too, the increasing popularity of racing has led to the development of lighter and more responsive machines. **T**ODAY, with the emphasis increasingly on fitness, leisure and environmental concern, the original 'green' machine is in even greater demand. **A**t Falcon we use advanced technology to produce the finest bicycles. We have the U.K.'s No. 1 professional racing team, which can boast 41 wins in 1990. We travel the world to locate the latest components. And we have years of experience ... **W**HEN Fred Hopper established his cycle repair business at Barton-on-Humber in 1880 he could hardly have imagined that he was laying the foundations for a company that was destined to become one of the most celebrated names in the cycle field. Nor could he have guessed that his modest enterprise would

still be going strong over a century later - making it Britain's oldest-established cycle manufacturer.



**T**HE transition from repair to manufacture was both natural and successful, and by 1905 F. Hopper & Co. was employing over 400 people and beginning to develop export markets in Japan, India, South Africa and Australia. **I**N

1913, following the acquisition of the Elswick Cycle Company of Newcastle, the company changed its name to the Elswick-Hopper Cycle & Motor Co. In 1974 the old-established company of Wearwell Cycles was purchased, and four years later the Falcon Cycle Company was also acquired. **F**OR some time after its acquisition Falcon Cycles operated as a separate subsidiary company, but in 1982 it was merged with Elswick-Hopper Cycles; a move that set the scene for major changes in products, management and markets.



Initially the merged company was known as Elswick-Falcon Cycles, but subsequently this was shortened into its present form. **T**ODAY Claud Butler and Holdsworth are part of Falcon's 'sporting stable'; both companies being renowned for their innovative ideas. **S**UCCESS has many ingredients but in Falcon's case a major element has always been the company's consistently progressive approach to cycle manufacture; its determination to remain abreast of new developments and its willingness to adopt new materials, design concepts and production techniques. **T**HIS combination of modern methods and traditional craftsmanship has made Falcon's bicycles popular throughout Britain and in many other parts of the world. **A**



century on, Fred Hopper would no doubt be delighted to see how his company has prospered, and how the fame of its creations has encompassed the globe and his tradition of excellence has not been compromised.

## STI

Shimano Total Integration means that the main control functions of steering, braking and shifting gears can be executed without removing the hands from the handlebars. It's a breakthrough in bicycle component technology which gives maximum safety, convenience and performance.

## SG

The unique computer-aided design of the Superglide chainring features a special tooth profile that allows the chain to release only at the two points of lowest pressure on the chainring. This eliminates shifting shock, making chainwheel shifting smoother, faster and more precise.

## HG

Hyperglide uses special tooth profiles and the strategic relative positioning of sprockets to ensure a rapid, direct chain movement from one sprocket to the next. The result is a significantly upgraded shifting performance. Hyperglide shifts are fast and clean, even when climbing or sprinting applies a high torque to the chain.

## SIS

SIS is an indexed shifting system that delivers fast positive and error-free gear shifting - without the need for practice or skill. Shimano, the leader in indexed shifting, uses new light-action SIS units, Hyperglide sprockets and Superglide chainrings.

## SLR

SLR is a braking system that eliminates friction by utilising a special helper spring in the lever, low-friction bearings in the caliper and other mechanisms which give a combination of strong braking power and sensitive responsive fingertip control.

## THE SHIMANO FREEHUB

The Shimano Freehub combines the rear hub and freewheel mechanism into a strong one-piece unit, giving more advantageous placement of spoke flanges, positioning the hub bearings closer to the dropouts and giving a stronger rear frame triangle to enhance power transfer efficiency.

## REYNOLDS

From our top of the range tubing we select Britain best - Reynolds. Renowned world-wide for contributing to more Tour de France victories than any other tubing. Reynolds have also developed special mountain bike tubing. Look for the labels!



500 ALL TERRAIN. A strong and durable set utilising plain gauge Chrome Molybdenum tubing for the economically competitively priced all terrain bicycle.



501 SINGLE BUTTED: Main tube sets with single butted main triangle made of 501 Chromalloy, for competitively priced sports and touring cycles with Reynolds tubing.



501 DOUBLE BUTTED: Main tube sets with double butted main triangle made of 501 Chromalloy Reynolds tubing with cost effective frame sets, ideal for sports and touring.



501 ALL TERRAIN. With a double butted seat tube and plain gauge down tube. Manufactured from Chrome Molybdenum.



501 MAGNUM. Oversize tubing with a double butted top tube, single butted seat tube and plain gauge down tube, all manufactured from Chrome Molybdenum tubing. It produces a superb frame for on and off road all terrain bicycles.



531 MAGNUM: Featuring oversize Manganese tubing throughout, with a double butted down tube, for added strength, this superb set is far lighter and stronger than most of its competitors, so strong it's virtually unbustable.



531 BUTTED: Made with Manganese Molybdenum alloy tubes with an exceptionally high tensile strength, it produces a lightweight, yet resilient and strong frame, for a superb and comfortable ride.

# MOUNTAIN BIKES



**FRAME** Hi-tensile steel welded, sloping top tube • **FORK** Hi-tensile steel Unicrown • **FRAME SIZES** 16" (FT12) and 13" (FT6) • **HEADSET** Steel CP • **CHAINSET** Steel double (FT12) steel single with one piece crank and chainwheel chainguard (FT6) • **PEDALS** Plastic ATB • **GEARS** Shimano 12 speed SIS (FT12) 6 speed SIS (FT6) • **FREEWHEEL** Shimano 14/28 6 speed SIS • **CHAIN** Shimano black • **BRAKE STIRRUP** Black side pull • **BRAKE LEVERS** Black ATB • **BEND** ATB neon green (FT12) ATB neon orange (FT6) • **STEM** Black T bone • **TAPE/GRIPS** Plastic ATB • **RIMS** 24" x 1.75" steel CP (FT12) 20" x 1.75" steel CP (FT6) • **HUBS** Small flange • **SPOKES** 14 Gauge rustless • **TYRES** 24" X 1.75" (FT12) 20" x 1.75" (FT6) Gum Wall ATB • **SADDLE** Padded ATB • **SEAT PILLAR** Steel CP • **COLOUR** Black frame, neon green fork (FT12) neon orange fork (FT6)

MODEL 320 (FT12)  
MODEL 315 (FT6)



# Mont Blanc 12 & 6

## S P E C I F I C A T I O N S

MODEL 319 (MB12)  
MODEL 316 (MB6)

**FRAME** Hi-tensile steel welded • **FORK** Hi-tensile steel Unicrown • **FRAME SIZES** 16" (MB12) 13" (MB6) • **HEADSET** Steel CP • **CHAINSET** Steel double (MB12) Steel single with one piece crank and chainwheel chainguard (MB6) • **PEDALS** Plastic ATB • **GEARS** Shimano 12 speed SIS (MB12) Shimano 6 speed SIS (MB6) • **FREEWHEEL** Shimano 14/28 6 speed SIS • **CHAIN** Shimano black • **BRAKE STIRRUP** Black side pull • **BRAKE LEVERS** Black ATB • **BEND** Steel painted • **STEM** White T bone (MB12) White T bone (MB6) • **TAPE/GRIPS** Plastic ATB • **RIMS** 24" x 1.75" Steel CP (MB12) 20" x 1.75" steel CP (MB6) • **HUBS** Small flange • **SPOKES** 14 Gauge rustless • **TYRES** 24" x 1.75" (MB12) 20" x 1.75" (MB6) Gum wall ATB • **SADDLE** Padded ATB • **SEAT PILLAR** Steel CP • **COLOUR** White



**FRAME** Hi-tensile steel welded sloping top tube • **FORK** Hi-tensile steel Unicrown • **FRAME SIZES** 16" (R12) 13" (R6) • **HEADSET** Steel CP • **CHAINSET** Steel double with black chainwheel disc (R12) Steel single with one piece crank and chainwheel disc (R6) • **PEDALS** Plastic ATB • **GEARS** Shimano 12 speed SIS (R12) Shimano 6 speed SIS (R6) • **FREEWHEEL** Shimano 14/28 6 speed SIS • **CHAIN** Shimano black • **BRAKE STIRRUP** Black side pull • **BRAKE LEVERS** Black ATB • **BEND** Steel painted • **STEM** black T bone • **TAPE/GRIPS** Plastic ATB • **RIMS** 24" x 1.75" steel CP (R12) 20" x 1.75" steel CP (R6) • **HUBS** Small flange • **SPOKES** 14 Gauge rustless • **TYRES** 24" x 1.75" (R12) 20" x 1.75 (R6) Gum wall ATB • **SADDLE** padded ATB • **SEAT PILLAR** Steel CP • **ACCESSORIES** Set of 2 black wheel discs (R12) set of 4 wheel discs (R6) • **COLOUR** Mint green

MODEL 318 (R12)  
MODEL 317 (R6)



## MODEL 321

**FRAME** Hi-tensile steel • **FORK** Hi-tensile steel Unicrown • **FRAME SIZES** 16", 18", 20", 22" • **HEADSET** Steel CP • **CHAINSET** Steel triple cotterless • **PEDALS** Plastic ATB • **GEARS** Shimano 18 speed SIS • **FREEWHEEL** Shimano 14/28 6 speed SIS • **CHAIN** Shimano black • **BRAKE STIRRUP** Chang Star black • **BRAKE LEVERS** Chang Star black • **BEND** Neon green ATB • **STEM** Steel T bone • **TAPE/Grips** Plastic ATB • **RIMS** Rigida 26" x 1.75" steel • **HUBS** Small flange • **SPOKES** 14 Gauge rustless • **TYRES** 26" x 1.75" Gum wall ATB • **SADDLE** Iscaselle ATB • **SEAT PILLAR** Steel CP 300 mm • **COLOUR** Black



F A L C O N



**FRAME** Hi-tensile steel • **FORK** Hi-tensile steel Unicrown • **FRAME SIZES** 15", 17", 19"  
 • **HEADSET** Steel CP • **CHAINSET** Steel triple cotterless • **PEDALS** Plastic ATB • **GEARS**  
 Shimano 18 speed SIS • **FREEWHEEL** Shimano 14/28 6 speed SIS • **CHAIN** Shimano  
 black • **BRAKE STIRRUP** Chang Star black • **BRAKE LEVERS** Chang Star black • **BEND**  
 SR bulged ATB • **STEM** Steel T bone • **TAPE/GRIPS** Plastic ATB • **RIMS** Rigida 26" x  
 1.75" steel • **HUBS** Small flange • **SPOKES** 14 Gauge rustless • **TYRES** 26" x 1.75"  
 Gum wall • **SADDLE** Iscaselle ATB • **SEAT PILLAR** Steel CP 300 mm • **COLOUR** White

MODEL 322



# High Trail 18

## S P E C I F I C A T I O N S

MODEL 323

**FRAME** Hi-tensile steel tubing • **FORK** Hi-tensile steel • **FRAME SIZES** 16", 18", 20", 22"  
• **HEADSET** Steel black • **CHAINSET** Sugino cotterless triple • **PEDALS** Hi-impact resin  
• **GEARS** Shimano 18 speed SIS • **FREEWHEEL** Shimano 14/28 6 speed SIS • **CHAIN**  
Shimano black • **BRAKE STIRRUP** Chang Star black • **BRAKE LEVERS** Chang Star  
black • **BEND** SR bulged ATB • **STEM** T bone • **TAPE/GRIPS** Plastic ATB • **RIMS**  
Rigida 26" x 1.75" steel • **HUBS** Small flange alloy • **SPOKES** 14 Gauge rustless •  
**TYRES** 26" x 1.75" Gum wall • **SADDLE** Iscaselle ATB • **SEAT PILLAR** Steel CP 300 mm  
• **COLOUR** White with black splatter



**FRAME** Hi-tensile steel • **FORK** Hi-tensile Unicrown • **FRAME SIZES** 15", 17", 19" • **HEADSET** black • **CHAINSET** Sugino cotterless triple • **PEDALS** Hi-impact resin • **GEARS** Shimano 18 speed SIS • **FREEWHEEL** Shimano 14/28 6 speed SIS • **CHAIN** Shimano black • **BRAKE STIRRUP** Chang Star alloy black • **BRAKE LEVERS** Chang Star 388P black • **BEND** SR bulged ATB • **STEM** Black T bone • **TAPE/GRIPS** Plastic ATB • **RIMS** Rigida 26" x 1.75" steel • **HUBS** Small flange alloy • **SPOKES** 14 Gauge rustless • **TYRES** 26" x 1.75" Gum wall • **SADDLE** Iscaselle ATB • **SEAT PILLAR** 300 mm steel CP • **COLOUR** Lilac and mauve

MODEL 324



## MODEL 325

**FRAME** Hi-tensile steel sloping top tube (except 22") • **FORK** Hi-tensile steel • **FRAME SIZES** 18", 20", 22" • **HEADSET** Steel black • **CHAINSET** Sugino cotterless triple • **PEDALS** Hi-impact resin • **GEARS** Shimano 18 speed SIS • **FREEWHEEL** Shimano 14/28 HG20 SIS 6 speed • **CHAIN** Shimano black • **BRAKE STIRRUP** Chang Star alloy black • **BRAKE LEVERS** Chang Star 384P black • **BEND** SR bulged ATB • **STEM** T bone • **TAPE/GRIPS** Plastic ATB • **RIMS** Rigida 26" x 1.75" steel • **HUBS** Small flange alloy • **SPOKES** 14 Gauge rustless • **TYRES** 26" x 1.90" Gum wall • **SADDLE** Vetta vinyl • **SEAT PILLAR** Steel CP 300 mm • **ACCESSORIES** Bottle & cage • **COLOUR** Team yellow frame, black fork



**FRAME** Hi-tensile steel lugged • **FORK** Hi-tensile steel Unicrown • **FRAME SIZES** 18", 20", 22" • **HEADSET** Black • **CHAINSET** Sugino cotterless triple • **PEDALS** Hi-impact resin • **GEARS** Shimano 18 speed SIS • **FREEWHEEL** Shimano 14/28 SIS 6 speed • **CHAIN** Shimano black • **BRAKE STIRRUP** Chang Star alloy black • **BRAKE LEVERS** Chang Star black • **BEND** SR bulged ATB • **STEM** Black T bone • **TAPE/GRIPS** Plastic ATB • **RIMS** Rigida 26" x 1.75" steel • **HUBS** Diablo small flange alloy • **SPOKES** 14 Gauge rustless • **TYRES** 26" x 1.90" Gum wall • **SADDLE** Vetta Vinyl • **SEAT PILLAR** Steel 300 mm • **ACCESSORIES** Bottle & cage • **COLOUR** Deep purple frame, black fork

MODEL 326



F A L C O N

# Bear Trap 21

## S P E C I F I C A T I O N S

### MODEL 327

**FRAME** Hi-tensile steel, forged ends • **FORK** Hi-tensile Unicrown • **FRAME SIZES** 18", 20", 22" • **HEADSET** Black • **CHAINSET** Sugino cotterless triple • **PEDALS** Hi-impact resin • **GEARS** Shimano RD552GS 21 speed SIS • **FREEWHEEL** Shimano CSHG50 13/30 7 speed cassette SIS • **CHAIN** Shimano black • **BRAKE STIRRUP** Chang Star black • **BRAKE LEVERS** Chang Star alloy black • **BEND** SR bulged ATB • **STEM** black T bone • **TAPE/GRIPS** Plastic ATB • **RIMS** 26" x 1.75" alloy black • **HUBS** Shimano small flange, cassette rear • **SPOKES** 14 Gauge rustless • **TYRES** Vredestein 26" x 1.90" Mont Blanc • **SADDLE** Vetta vinyl • **SEAT PILLAR** Micro adjust alloy • **ACCESSORIES** Bottle, cage • **COLOUR** Black





**FRAME** Reynolds 500 main tubes • **FORK** Hi-tensile steel Unicrown, forged ends • **FRAME SIZES** 18", 20", 22" • **HEADSET** black • **CHAINSET** Shimano M100 biopace triple • **PEDALS** HTI P32 Hi-impact resin • **GEARS** Shimano M100 GS 21 speed SIS • **FREEWHEEL** Shimano CS-HG50 13-28 7 speed cassette • **CHAIN** Shimano black • **BRAKE STIRRUP** Shimano BR-M100 low profile • **BRAKE LEVERS** Shimano BL-M101 3 finger • **BEND** SR ATB Bulged • **STEM** Steel T bone • **TAPE/GRIPS** Plastic ATB • **RIMS** 26" x 1.75" black alloy • **HUBS** Shimano small flange, QR front • **SPOKES** 14 Gauge rustless • **TYRES** Vredestein 26" x 1.90" Mont Blanc • **SADDLE** Vetta Vinyl • **SEAT PILLAR** Micro adjust alloy • **ACCESSORIES** Bottle, cage, toe clips & straps • **COLOUR** Stone grey frame, white fork

MODEL 328



F A L C O N






**FRAME** Hi-tensile steel tubing • **FORK** Hi-tensile steel, sloping crown • **FRAME SIZES** 46cm (18"), 50cm (19 1/2"), 54cm (21 1/2"), 58cm (23") • **HEADSET** Steel CP • **CHAINSET** Steel cotterless double • **PEDALS** Steel reflector • **GEARS** Shimano 12 speed SIS • **FREEWHEEL** Shimano 14/28 6 speed SIS • **CHAIN** Shimano UG • **BRAKE STIRRUP** Weinmann 500 Duralco • **BRAKE LEVERS** Weinmann dual safety levers • **BEND** SR Maes Racing • **STEM** SR CTS alloy AH • **TAPE/GRIPS** Padded cushion • **RIMS** Rigida 700C steel CP (24" x 1 3/8" on 18") • **HUBS** Atom small flange alloy • **SPOKES** 14 Gauge rustless • **TYRES** 700C x 25 Gum wall (24" x 1 3/8" on 18") • **SADDLE** Iscaselle padded • **SEAT PILLAR** Steel CP • **ACCESSORIES** Quickfit pump, bottle & cage, toe clips & straps • **COLOUR** Team yellow

MODEL 301



F A L C O N

# TEAM BANANA FALCON



Professional cycle racing is a tough sport! In a season that starts in February and extends to early October, bikes and riders cover thousands of miles: training, racing and again more training and racing. It's a mixture of short circuit events in city centre racing, single day races of over 100 miles and stage races where man and machine are expected to perform, day after day across very different road surfaces and varying countryside - typically over 1,000 miles in 10 days.

1990 was the year when UK professional cycle racing had the greatest T.V. coverage of bigger and better events than every before. One team dominated the whole season - Team Banana Falcon.

The team riders included Rob Holden, Chris Lillywhite, Dave Rayner, Keith Reynolds, Chris Walker and team captain, Shane Sutton. This winning combination raced to a record number of 41 first places throughout the season. Successes included winning some of the most prestigious events - the Milk Race, the Scottish Provident City Centre League, the Mc Ewans Trophy Series, King of the Mountains in the Nissan Classic Tour of Ireland, the British Circuit Race National Championship to name but a few.

Except for Dave Rayner, who has joined a top continental squad, the Team Manager, Keith Lambert has retained the same riders for 1991.



Falcon have an unequalled record over the years in U.K. cycle racing and the experience and philosophy gained through these professional successes is extended to our approach to bicycle design. We understand user requirements.

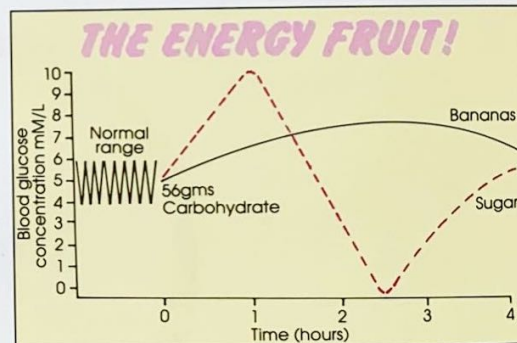
*Welcome to a winning team!*

## THE BANANA CONNECTION

At first glance there might seem little to link bikes with bananas but the common factor is energy - the energy that cycling demands, and the energy that bananas provide.

Bananas are higher in vitamins A, B2, and B6 than most other fruits, contain twice the level of protein and have one of the highest fibre contents. Their unique combination of carbohydrates releases more energy over a long period, and the storage of those carbohydrates in the body is assisted by the fruit's high level of potassium and other essential minerals.

By providing energy in a natural, easily digestible form, bananas can really help to enhance performance, increase work rate and improve concentration - giving all the qualities required for a champion rider.



Increase in blood glucose concentration following consumption of either sugar or bananas providing similar amounts of carbohydrates

**FRAME** Hi-tensile steel tubing • **FORK** Hi-tensile steel sloping crown • **FRAME SIZES** 50cm (19 1/2"), 54cm (21 1/2"), 58cm (23"), 62cm (24 1/2") • **HEADSET** Steel CP • **CHAINSET** Stronglight 42/52 cotterless • **PEDALS** Steel quill • **GEARS** Shimano 12 speed SIS • **FREEWHEEL** Shimano 14/24 6 speed SIS • **CHAIN** Shimano black • **BRAKE STIRRUP** Weinmann 500 Duralco • **BRAKE LEVERS** Weinmann hooded racing • **BEND** SR Maes Racing • **STEM** SR CTS Alloy AH • **TAPE/GRIPS** padded cushion yellow/white • **RIMS** 700C alloy • **HUBS** Atom small flange alloy • **SPOKES** 14 Gauge rustless • **TYRES** 700C x 25 Gum wall • **SADDLE** Vetta Mundial • **SEAT PILLAR** Steel CP • **ACCESSORIES** Bottle, cage, quickfit pump, toe clips & straps • **COLOUR** Team yellow and white

MODEL 302



F A L C O N

## MODEL 303



**FRAME** Reynolds 501 single butted main tubing • **FORK** Hi-tensile steel, sloping crown • **FRAME SIZES** 54cm (21 1/2"), 58cm (23"), 62cm (24 1/2") • **HEADSET** Tange • **CHAINSET** Stronglight 42/52T x 170 • **PEDALS** Aero platform • **GEARS** Shimano 14 speed SIS • **FREEWHEEL** Shimano 14-28 7 speed cassette SIS • **CHAIN** Shimano black • **BRAKE STIRRUP** Weinmann 507 Duralco • **BRAKE LEVERS** Weinmann Aero racing • **BEND** SR Maes Racing • **STEM** SR CTS alloy AH • **TAPE/GRIPS** Padded cushion • **RIMS** 700C alloy • **HUBS** Shimano small flange with QR front • **SPOKES** 14 Gauge rustless • **TYRES** 700C x 25 white wall • **SADDLE** aero • **SEAT PILLAR** Micro adjust alloy • **ACCESSORIES** Bottle, cage, quickfit pump, toe clips & straps • **COLOUR** Desert grey and white



COMPETITIVE SPIRIT



F A L C O N

MODEL 304



**FRAME** Reynolds 501 double butted main tubes • **FORK** Hi-tensile steel, sloping crown • **FRAME SIZES** 54cm (21"), 57cm (22"), 60cm (23 1/2"), 62cm (24 1/2") • **HEADSET** Tange TG235 steel CP • **CHAINSET** Shimano 300EX 42/52 biopace • **PEDALS** Aero platform • **GEARS** Shimano 300 EX 14 speed SIS • **CHAIN** Shimano black • **BRAKE STIRRUP** Shimano BR A250 SLR • **BRAKE LEVERS** Shimano BL A251 Aero hooded • **BEND** SR Maes Racing • **STEM** SR CTS alloy AH • **TAPE/GRIPS** Padded cushion yellow/white • **RIMS** Wolber 700C grey • **HUBS** Shimano small flange with QR front • **SPOKES** 14 Gauge rustless • **TYRES** 700C x 25 white wall • **SADDLE** Vetta Mundial • **SEAT PILLAR** Micro adjust alloy • **ACCESSORIES** Bottle, cages, quickfit pump, toe clips & straps • **COLOUR** Team yellow and white



F A L C O N

MILK RACE WINNER



F A L C O N

# Papillon 6

## S P E C I F I C A T I O N S

### MODEL 305

**FRAME** Hi-tensile steel main tubing • **FORK** Hi-tensile steel, sloping crown • **FRAME SIZES** 46cm (18"), 48cm (19"), 53cm (21") • **HEADSET** Steel CP • **CHAINSET** Steel single with chainring chainguard • **PEDALS** Steel reflector • **GEARS** Shimano 6 speed SIS • **FREEWHEEL** Shimano 14/28 6 speed SIS • **CHAIN** Shimano black • **BRAKE STIRRUP** Weinmann 507 Duralco • **BRAKE LEVERS** Weinmann dual safety levers • **BEND** SR Maes Racing • **STEM** AH alloy • **TAPE/GRIPS** Padded cushion • **RIMS** Rigida 700C steel (24" x 1<sup>3</sup>/<sub>8</sub>" on 18") • **HUBS** Atom small flange alloy • **SPOKES** 14 Gauge rustless • **TYRES** 700C x 28 (24" X 1<sup>3</sup>/<sub>8</sub>" on 18") • **SADDLE** Iscaselle padded • **SEAT PILLAR** Steel CP • **ACCESSORIES** Plastic full mudguards, pump • **COLOUR** Mint green and white



F A L C O N



**FRAME** Hi-tensile steel main tubing • **FORK** Hi-tensile steel sloping crown • **FRAME SIZES** 48cm (19"), 53cm (21") • **HEADSET** Steel CP • **CHAINSET** Steel single with chainring chainguard • **PEDALS** Steel reflector • **GEARS** Shimano 6 speed SIS • **FREEWHEEL** Shimano 14/28 6 speed SIS • **CHAIN** Shimano black • **BRAKE STIRRUP** Weinmann 507 Duralco • **BRAKE LEVERS** Weinmann dual safety levers • **BEND** SR Steel Maes • **STEM** SR CTS alloy AH • **TAPE/GRIPS** Padded cushion • **RIMS** Rigida 700C steel • **HUBS** Atom small flange alloy • **SPOKES** 14 Gauge rustless • **TYRES** 700C x 28 Gum wall • **SADDLE** Iscaselle anatomic • **SEAT PILLAR** Steel CP • **ACCESSORIES** Plastic full mudguards, rear carrier, pump • **COLOUR** Lilac and white

MODEL 306



F A L C O N

# CITY BICYCLES



**FRAME** Hi-tensile steel • **FORK** Hi-tensile steel • **FRAME SIZES** 21", 23" • **HEADSET** Steel CP • **CHAINSET** Steel single • **PEDALS** Union reflector • **GEARS** Sturmey Archer AW • **FREEWHEEL** Sturmey Archer single • **CHAIN** 1/8 black • **BRAKE STIRRUP** Chang Star side pull • **BRAKE LEVERS** Chang Star • **BEND** SR Northrunder • **STEM** Alloy top, steel shaft • **TAPE/GRIPS** Plastic • **RIMS** Rigida 26 x 1 3/8" steel • **HUBS** Small flange front/Sturmey Archer rear • **SPOKES** 14 Gauge rustless • **TYRES** 26" x 1 3/8" white wall **SADDLE** Iscaselle mattress • **SEAT PILLAR** Steel CP • **ACCESSORIES** Full mudguards, rear carrier, full loop chainguard • **COLOUR** Black

MODEL 307



MODEL 329

**FRAME** Hi-tensile steel • **FORK** Hi-tensile steel • **FRAME SIZES** 19", 21" • **HEADSET** Steel CP • **CHAINSET** Steel single • **PEDALS** Reflector • **GEARS** Sturmey Archer AW • **FREEWHEEL** Sturmey Archer single • **CHAIN** 1/8 Black • **BRAKE STIRRUP** Chang Star side pull • **BRAKE LEVERS** Chang Star • **BEND** SR Northrounder • **STEM** Alloy top steel shaft • **TAPE/GRIPS** plastic • **RIMS** Rigida 26" x 1 3/8" steel • **HUBS** Small flange front/Sturmey Archer rear • **SPOKES** 14 Gauge rustless • **TYRES** 26" x 1 3/8" white wall • **SADDLE** Iscaselle mattress • **SEAT PILLAR** Steel CP • **ACCESSORIES** Full painted mudguards, rear carrier, full loop painted chainguard • **COLOUR** Ivory



**FRAME** Hi-tensile steel main tubes • **FORK** Unicrown 700C x 35 steel • **FRAME SIZES** 18", 20", 22" (GENTS) 17", 19" (LADIES) • **HEADSET** Steel CP • **CHAINSET** Stronglight STM32S 48T white crank, black chainring • **PEDALS** Hi-impact plastic • **GEARS** Shimano 6 speed SIS • **FREEWHEEL** Shimano 14/28 6 speed SIS • **CHAIN** Shimano black • **BRAKE STIRRUP** Alloy side pull • **BRAKE LEVERS** Chang Star 384P black • **BEND** SR ATB bulged • **STEM** Kalloy AL222/80 alloy • **TAPE/GRIPS** Plastic ATB • **RIMS** Rigida 700C • **HUBS** Atom alloy solid spindle • **SPOKES** 14 Gauge rustless • **TYRES** 700C x 35 skin wall • **SADDLE** Iscaselle anatomic • **SEAT PILLAR** steel CP • **ACCESSORIES** full plastic mudguards, carrier, pump • **COLOUR** Deep purple and white

MODEL 309 GENTS  
MODEL 310 LADIES



# Explorer 12

## S P E C I F I C A T I O N S

MODEL 311 GENTS  
MODEL 312 LADIES

**FRAME** Hi-tensile main tubes • **FORK** Unicrown 700C x 35 steel • **FRAME SIZES** 18", 20", 22" (GENTS) 17", 19" (LADIES) • **HEADSET** Steel CP • **CHAINSET** Stronglight STM32D double, white crank, black chainrings • **PEDALS** Hi-impact resin • **GEARS** Shimano 12 speed SIS • **FREEWHEEL** Shimano HG-20 14/28 6 speed • **CHAIN** Shimano black • **BRAKE STIRRUP** Alloy side pull • **BRAKE LEVERS** Chang Star 392A black alloy • **BEND** SR bulged ATB • **STEM** Kalloy AL222/80 alloy • **TAPE/GRIPS** Plastic ATB • **RIMS** 700C alloy • **HUBS** Atom small flange alloy • **SPOKES** 14 Gauge rustless • **TYRES** 700C x 35 skin wall • **SADDLE** Vetta vinyl • **SEAT PILLAR** steel CP • **ACCESSORIES** Full plastic mudguards, rear carrier, pump • **COLOUR** Magenta and black



F A L C O N



H O L O D S W O R T H

## MODEL 346



**FRAME** Reynolds 531 throughout, investment cast lugs • **FORK** Reynolds 531 blades • **FRAME SIZES** 54cm (21"), 57cm (22"), 60cm (23½"), 62cm (24½") • **HEADSET** Shimano HP1055 • **CHAINSET** Shimano FC1055 42/52 Biopace • **PEDALS** Shimano PD1055 aero • **GEARS** Shimano RD 1055 14 speed SIS • **FREEWHEEL** Shimano CS HG50 13/21 7 speed • **CHAIN** Shimano black • **BRAKE STIRRUP** Shimano BR 1055 SLR • **BRAKE LEVERS** Shimano BL 1055 Aero hooded • **BEND** SR alloy Maes • **STEM** SR CTS alloy • **TAPE / GRIPS** Padded cushion • **RIMS** Wolber GTX Grey Anodised 700C • **HUBS** Shimano 1055 Quick release • **SPOKES** 14 Gauge rustless • **TYRES** Wolber 700C X 20 LX 20 • **SADDLE** Vetta Mundial suede • **SEAT PILLAR** SR micro adjust alloy • **ACCESSORIES** Quickfit pump, toe clips & straps • **COLOUR** Black



H O L D S W O R T H





**FRAME** Reynolds 531 main tubes • **FORK** Hi-tensile steel • **FRAME SIZES** 54cm (21"), 57cm (22"), 60cm (23 1/2"), 62cm (24 1/2") • **HEADSET** Tange Falcon • **CHAINSET** Shimano FC A400 42/52 Biopace • **PEDALS** HTI P29 Aero • **GEARS** Shimano A400 14 speed SIS • **FREEWHEEL** Shimano CS HG50 13-21 7 speed • **CHAIN** Shimano black • **BRAKE STIRRUP** Shimano BR A350 SLR • **BRAKE LEVERS** Shimano BL A351 Aero hooded • **BEND** SR Alloy Maes • **STEM** SR CTS Alloy AH • **TAPE/GRIPS** Padded cushion • **RIMS** Wolber GTA 700C Silver Anodised • **HUBS** Shimano • **SPOKES** 14 Gauge rustless • **TYRES** Wolber 700C x 20 LX20 • **SADDLE** Vetta Mundial • **SEAT PILLAR** SR Micro adjust alloy • **ACCESSORIES** Quickfit pump, toe clips & straps • **COLOUR** Pearlescent pink

MODEL 345



H O L D S W O R T H

MOUNTAIN BIKES • TOWN & TRAIL



C L A U D • B U T L E R



**FRAME** Reynolds 500 main tubing • **FORK** Hi-tensile steel Unicrown •  
**FRAME SIZES** 18", 20", 22" • **HEADSET** Tioga sealed • **CHAINSET** Triple  
 coterless • **PEDALS** HTI-PO3 Hi-impact resin • **GEARS** Shimano 18 speed SIS •  
**FREEWHEEL** Shimano 14/28 HG20 SIS 6 speed • **CHAIN** Shimano black • **BRAKE**  
**STIRRUP** Chang Star 887 P black • **BRAKE LEVERS** Chang Star 392A alloy black •  
**BEND** SR ATB bulged • **STEM** Kalloy alloy • **TAPE/GRIPS** ATB • **RIMS** Rigida 700C alloy  
 • **HUBS** Atom small flange, QR front • **SPOKES** 14 Gauge rustless • **TYRES** Tioga  
 700C x 38 skin wall • **SADDLE** Vetta vinyl • **SEAT PILLAR** SR micro adjust alloy •  
**ACCESSORIES** Full mudguards and rear carrier • **COLOUR** Racing green

MODEL 334



C L A U D • B U T L E R

## MODEL 336



**FRAME** Reynolds 501 main tube, vertical dropouts • **FORK** Hi-tensile steel Unicrown R600 • **FRAME SIZES** 17", 19" • **HEADSET** Tioga MTB-2 triple sealed • **CHAINSET** Shimano M200GS triple biopace SG • **PEDALS** Tioga Surefoot II • **GEARS** Shimano M200GS 21 speed STI • **FREEWHEEL** Shimano 13-30 7 speed CSGH-50 SIS • **CHAIN** Shimano black • **BRAKE STIRRUP** Shimano BR-M201 • **BRAKE LEVERS** Shimano BL-M201 • **BEND** SR MTB Bulged • **STEM** Cromoly T bone • **TAPE GRIPS** Tioga biogrip • **RIMS** 26" x 1.75" Black alloy • **HUBS** Shimano small flange, Q R front • **SPOKES** 14 Gauge stainless steel • **TYRES** Vredestein 26" x 1.90" Everest • **SADDLE** Vetta Lycra • **SEAT PILLAR** Kalloy SP240 micro adjust alloy • **ACCESSORIES** Tioga toe clips and straps • **COLOUR** Mint Green



C L A U D • B U T L E R



**FRAME** Reynolds 501 main tubes, vertical dropouts • **FORK** Hi-tensile steel Unicrown R600 • **FRAME SIZES** 18", 20" 22" • **HEADSET** Tioga MTB-2 triple sealed • **CHAINSET** Shimano M200GS triple biopace SG • **PEDALS** Tioga Surefoot II • **GEARS** Shimano M200GS 21 speed STI • **FREEWHEEL** Shimano 13-30 7 speed CSGH-50 SIS • **CHAIN** Shimano black • **BRAKE STIRRUP** Shimano BR-M201 • **BRAKE LEVERS** Shimano BL-M201 • **BEND** SR MTB Bulged • **STEM** Cromoly T bone • **TAPE GRIPS** Tioga biogrip • **RIMS** 26" x 1.75" Black alloy • **HUBS** Shimano small flange, Q R front • **SPOKES** 14 Gauge stainless steel • **TYRES** Vredestein 26" x 1.90" Everest • **SADDLE** Vetta Lycra • **SEAT PILLAR** Kalloy micro adjust alloy • **ACCESSORIES** 2 sets of bottles & cages, Tioga toe clips and straps • **COLOUR** Bugatti blue

MODEL 337



C L A U D • B U T L E R

## MODEL 338



**FRAME** Reynolds 501 ATB main tubes, vertical dropouts • **FORK** Cromoly Unicrown, R600 • **FRAME SIZES** 18", 20", 22" • **HEADSET** Tioga MTB-2 triple sealed • **CHAINSET** Shimano M300 triple biopace SG • **PEDALS** Tioga Surefoot II • **GEARS** Shimano M300LX 21 speed STI • **FREEWHEEL** Shimano CS-HG50 13-30 7 speed SIS • **CHAIN** Shimano black • **BRAKE STIRRUP** Shimano BR-M250 • **BRAKE LEVERS** Shimano STM050 STI • **BEND** SR MTB bulged • **STEM** Cromoly T bone • **TAPE/GRIPS** Tioga biogrip • **RIMS** 26" x 1.75" black alloy • **HUBS** Shimano small flange, QR front • **SPOKES** 14 Gauge stainless steel • **TYRES** Vredestein 26" x 1.90" Everest • **SADDLE** Vetta Lycra GEL • **SEAT PILLAR** Kalloy micro adjust alloy • **ACCESSORIES** 2 sets of bottles & cages, Tioga toe clips and straps • **COLOUR** Stone grey



C L A U D • B U T L E R



**FRAME** Reynolds 501 oversize tubing, vertical dropouts • **FORK** Cromoly Unicrown, R600, oversize column • **FRAME SIZES** 16", 18", 20", 22" • **HEADSET** Tioga oversize sealed • **CHAINSET** Shimano M400SG triple biopace • **PEDALS** Tioga Surefoot III • **GEARS** Shimano M400 LX 21 speed STI • **FREEWHEEL** Shimano CS-HG50 13-30 7 speed SIS • **CHAIN** Shimano black • **BRAKE STIRRUP** Shimano BR-M351 • **BRAKE LEVERS** Shimano ST-M050 STI • **BEND** SR MTB bulged 560 MM • **STEM** CR-MO oversized T bone • **TAPE/GRIPS** Tioga biogrip • **RIMS** Wolber AT20 black alloy • **HUBS** Shimano RM50/HG50 quick release • **SPOKES** 14 Gauge stainless steel • **TYRES** Tioga Farmer Johns Nephew 26" x 1.95" • **SADDLE** Vetta Lycra gel • **SEAT PILLAR** Kalloy SP242 micro adjust alloy • **ACCESSORIES** 2 sets of bottles & cages, Tioga toe clips & straps • **COLOUR** Bright yellow

MODEL 339



## MODEL 340



**FRAME** Reynolds 501 oversize tubing, vertical dropouts • **FORK** Cromoly Unicrown, R600 oversized column • **FRAME SIZES** 16", 18", 20", 22" • **HEADSET** Tioga oversize sealed • **CHAINSET** Shimano M500SG triple biopace • **PEDALS** Tioga Surefoot III • **GEARS** Shimano M500LX 21 speed STI • **FREEWHEEL** Shimano CS-HG 13-30 7 speed SIS • **CHAIN** Shimano black • **BRAKE STIRRUP** Shimano BRM454 • **BRAKE LEVERS** Shimano ST-M050 STI • **BEND** Tioga ATB • **STEM** CRO-MO oversize T bone • **TAPE/GRIPS** Tioga biogrip • **RIMS** Wolber AT20 black alloy • **HUBS** Shimano small flange, quick release • **SPOKES** 14 Gauge stainless steel • **TYRES** Tioga Farmer Johns Nephew 26" x 1.95" • **SADDLE** Vetta Lycra gel • **SEAT PILLAR** Kalloy SP242 micro adjust alloy • **ACCESSORIES** 2 sets of bottles & cages, Tioga toeclips & straps • **COLOUR** Pearlescent pink frame, black fork



C L A U D • B U T L E R





**FRAME** Reynolds 501 oversize tubing, vertical dropouts • **FORK** Cromoly Unicrown, R600, oversize column • **FRAME SIZE** 16", 18", 20", 22" • **HEADSET** Tioga oversized sealed • **CHAINSET** Shimano M550 SG triple biopace **PEDALS** Tioga Surefoot III • **GEARS** Shimano M550 SGS 21 Speed STI • **FREEWHEEL** Shimano CS HG-70 12-28 7 speed silver SIS • **CHAIN** Shimano black • **BRAKE STIRRUP** Shimano BRM550 • **BRAKE LEVERS** Shimano ST M0060 STI • **BEND** Tioga ATB • **STEM** CRO-MO oversize • **TAPE/GRIPS** Tioga biogrip • **RIMS** Wolber AT18 black alloy • **HUBS** Shimano M550 quick release • **SPOKES** 14 Gauge stainless steel • **TYRES** Tioga Farmer Johns Nephew 26" x 1.95" • **SADDLE** Vetta turbo gel • **SEAT PILLAR** SR MTE 300AL micro adjust alloy • **ACCESSORIES** 2 sets of bottles & cages, Tioga toe clips & straps • **COLOUR** Lupin Blue

MODEL 341



C L A U D • B U T L E R

## MODEL 342



**FRAME** Reynolds 531 oversize tubing, vertical dropouts • **FORK** Cromoly oversize big fork • **FRAME SIZES** 16", 18", 20" • **HEADSET** Tioga oversize sealed • **CHAINSET** Shimano MT60 SG triple biopace • **PEDALS** Tioga Surefoot IV • **GEARS** Shimano M650 SGS 21 speed STI • **FREEWHEEL** Shimano CS-HG70 12-28 7 speed silver • **CHAIN** Shimano black • **BRAKE STIRRUP** Shimano BR M650 Low profile • **BRAKE LEVERS** Shimano SL-M071 STI • **BEND** Tioga ATB • **STEM** CRO-M0 oversize T bone • **TAPE/GRIPS** Tioga biogrip • **RIMS** Wolber AT-18 black Alloy • **HUBS** Shimano Deore DX quick release • **SPOKES** 14 Gauge stainless steel • **TYRES** Tioga Farmer Johns Nephew 26" x 1.95" • **SADDLE** Vetta GEL shock absorber • **SEAT PILLAR** SR MTE 300AL Micro adjust alloy • **ACCESSORIES** 2 sets of bottles & cages, Tioga toe clips & straps • **COLOUR** Black





C L A U D • B U T L E R





**FRAME** Reynolds 501 double butted main tubes • **FORK** Hi-tensile steel  
 • **FRAME SIZES** 21 1/2", 23", 24 1/2" • **HEADSET** Tange TG-235 • **CHAINSET**  
 Stronglight 40/50 x 170 cotterless • **PEDALS** Self balancing • **GEARS** Shimano  
 12 speed SIS • **FREEWHEEL** Shimano 14/28 6 speed HG20 SIS • **CHAIN** Shimano  
 black • **BRAKE STIRRUP** Weinmann 507 Duralco alloy • **BRAKE LEVERS** Weinmann  
 180 hooded dual safety levers • **BEND** SR Maes • **STEM** SR CTS alloy AH • **TAPE/GRIPS**  
 Suede padded • **RIMS** 700C Alloy black • **HUBS** Atom small flange alloy •  
**SPOKES** 14 Gauge rustless • **TYRES** Vredestein 700C x 28 Gum Wall • **SADDLE**  
 Iscaselle anatomic suede • **SEAT PILLAR** SR CTE 100 micro adjust alloy • **ACCESSORIES**  
 Full plastic mudguards, alloy rear carrier, quickfit pump • **COLOUR** Midnight blue

MODEL 330



C L A U D • B U T L E R

MODEL 331



**FRAME** Reynolds 501 double butted main tubes • **FORK** Hi-tensile steel  
 • **FRAME SIZES** 19", 21" • **HEADSET** Tange TG-235 • **CHAINSET**  
 Stronglight 40/50 x170 cotterless • **PEDALS** Self balancing • **GEARS** Shimano  
 12 speed SIS **FREEWHEEL** Shimano 14/28 6 speed HG20 SIS • **CHAIN** Shimano  
 black • **BRAKE STIRRUP** Weinmann 507 Duralco alloy • **BRAKE LEVERS** Weinmann  
 180 hooded dual safety levers • **BEND** SR Steel Maes • **STEM** SR CTS alloy AH •  
**TAPE/GRIPS** Suede padded • **RIMS** 700C Alloy black • **HUBS** Atom small flange  
 alloy • **SPOKES** 14 Gauge rustless • **TYRES** Vredestein 700C x 28 Gum Wall • **SADDLE**  
 Iscaselle anatomic suede • **SEAT PILLAR** SR CTE 100 micro adjust alloy • **ACCESSORIES**  
 Full plastic mudguards, alloy rear carrier, quickfit pump • **COLOUR** Midnight blue





**FRAME** Reynolds 531 main tubes, forged rear ends • **FORK** Reynolds 531 blades • **FRAME SIZES** 21 1/2", 23", 24 1/2" • **HEADSET** Tange TG-235 • **CHAINSET** Stronglight 80 36/48 x 170 double alloy • **PEDALS** Lyotard no 460 alloy • **GEARS** Shimano 12 speed SIS • **FREEWHEEL** Shimano UG SIS 14/28 6 speed • **CHAIN** Shimano black • **BRAKE STIRRUP** Weinmann alloy side pull • **BRAKE LEVERS** Weinmann 144 hooded • **BEND** SR Randonneur alloy • **STEM** SR CTS alloy AH • **TAPE/GRIPS** Suede padded • **RIMS** Rigida 1622 700C alloy • **HUBS** Atom small flange alloy, QR front • **SPOKES** 14 Gauge rustless • **TYRES** Vredestein 700C x 28 Gum Wall • **SADDLE** Iscaselle anatomic suede • **SEAT PILLAR** SR CLE 100 micro adjust alloy • **ACCESSORIES** Quickfit pump, full plastic mudguards, alloy rear carrier, toe clips & straps • **COLOUR** Burgundy

MODEL 332



C L A U D • B U T L E R

## MODEL 333



**FRAME** Reynolds 531 main tubes, forged rear ends • **FORK** Reynolds 531 blades • **FRAME SIZES** 21 1/2", 23", 24 1/2" • **HEADSET** Tange • **CHAINSET** Stronglight 28/38/48 alloy triple • **PEDALS** Shimano PDA550 aero • **GEARS** Shimano 18 speed SIS • **FREEWHEEL** Shimano 14/28 UG SIS 6 Speed • **CHAIN** Shimano black • **BRAKE STIRRUP** Shimano Deore cantilever • **BRAKE LEVERS** Shimano hooded black • **BEND** SR Randonneur alloy • **STEM** SR CTS alloy AH • **TAPE/GRIPS** Suede padded • **RIMS** Rigida 1622 700C alloy • **HUBS** Atom small flange quick release • **SPOKES** 14 Gauge rustless • **TYRES** Vredestein 700C x 28 Gum Wall • **SADDLE** Iscaselle suede • **SEAT PILLAR** SR CLE Micro adjust alloy • **ACCESSORIES** 4 point fixing alloy carrier, ESGE full mudguards, quickfit pump, toe clips & straps • **COLOUR** Antique bronze



C L A U D • B U T L E R





# HUMAN GEOMETRICS

## Human GEOMETRICS

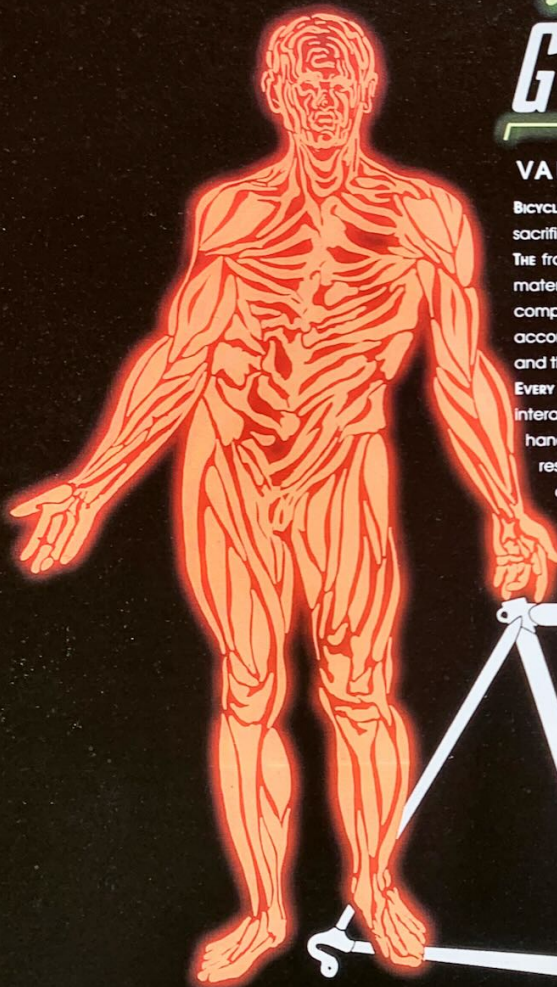
### VARIABLE FRAME GEOMETRY

**BICYCLE** design is very complex for what may seem to be a simple machine! Strength and rigidity cannot be sacrificed in the search for lightness.

**THE** frame remains the single most vital feature of any cycle. The combination of lightweight, high-strength materials and variable frame geometry puts Falcon ahead of many rivals. Total reliability of this and all other components is ensured by stringent production monitoring and quality control. Each cycle leaving the plant is accompanied by a document of authenticity bearing the signature of the individuals responsible for the building and the inspection of that specific bike.

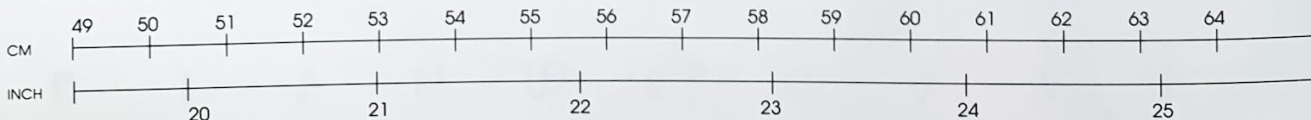
**EVERY** aspect is carefully considered. Every specification meticulously calculated to ensure the optimum interaction between machine and rider. Length of stem, top tube and wheelbase, height of bottom/bracket, handlebar width, shape of handlebar grips... every element is taken into account to give the ultimate in power, response and stability. Advanced techniques such as lugless brazing to Magnum 531 oversize tubes are used and every tyre design is carefully chosen to offer excellent off-road traction.

**POWERFUL**, precise performance under all conditions... that's the quality which Falcon builds into its machines, and the achievement on which it has built its reputation.



		LEG MEASUREMENT
<b>ATB's/Town &amp; Trail</b>		
13" frame	20" wheel	21" to 26"
16" frame	24" wheel	24" to 29"
15" frame	26" wheel	24" to 29"
16" frame	26" wheel	25" to 30"
17" frame	26" wheel	26" to 31"
18" frame	26" wheel	27" to 32"
19" frame	26" wheel	28" to 33"
20" frame	26" wheel	29" to 34"
22" frame	26" wheel	32" to 37"
<b>Sports</b>		
18" frame	24" wheel	26" to 30"
19 1/2" frame	700C wheel	28" to 32"
21 1/2" frame	700C wheel	30" to 34"
23" frame	700C wheel	32" to 36"
24 1/2" frame	700C wheel	34" to 38"
<b>City/Touring</b>		
19" frame	26" wheel	27" to 31"
21" frame	26" wheel	29" to 33"
23" frame	26" wheel	31" to 35"

Please note inside leg measurements are intended as a guide only and we recommend that you try a bicycle for size prior to purchase. As a rough guide, you should be able to touch the ground at both sides when seated and comfortably reach the handlebars. All leg measurements shown are crotch to heel (not inside leg trouser measurements). Add 1" to normal inside leg trouser measurements.



Centimetres to inches do not exactly match. Please use this conversion chart for guidance.

# A GREENER FUTURE



We like to feel that we've got it all; the experience, the expertise, the advanced resources, the famous names such as Holdsworth and Claud Butler, a production team dedicated to producing superior machines and a racing team that invariably delivers an outstanding performance. All this, and a product that was 'Green' long before the colour became a crusade and which is created in a high technology setting designed to provide the highest standards of human and environmental safety.

At Falcon we create distinctive cycles for discerning riders of every type, from the pleasure-seekers to the professionals, and demand indicates that we do it to everyone's satisfaction.

## WARRANTY

In order to maintain its leadership in the cycle field Falcon Cycles operates a continuous programme of research and development. Accordingly specifications may be amended without prior notice.

Falcon, Claud Butler and Holdsworth bicycles are built to comply with BS6102 standards.

Should any original component incorporated prove defective - in terms of

material or workmanship - within its warranty period, Falcon Cycles will replace it. Warranty periods for components are as follows: Frames and forks - 15 YEARS from date of retail purchase. All other components - 1 YEAR from date of retail purchase.

This warranty does not include labour and transportation charges. It is limited to replacement of the defective component without charge. The company can accept

no responsibility for consequential or special damages.

This warranty applies only to the original retail purchaser, who must produce proof of purchase in order to validate any claim.

This warranty applies only in the case of defective components and does not cover the effects of normal wear or damage caused by accident, abuse, excessive loads, neglect, improper assembly, improper maintenance or the addition of

any item inconsistent with the originally intended use of the bicycle.

No bicycle is indestructible and no claims can be accepted for damaged caused by improper use, competition use, stunt riding, ramp jumping, leaping or similar activities.

Claims must be submitted through an authorised Falcon dealer. Your statutory right are not affected by the foregoing.

AUTHORISED DEALER

**Falcon**  
LIGHTWEIGHT CYCLES

Falcon Cycles Limited, P.O. Box 3, Bridge Street, Brigg,  
South Humberside, England DN20 8PB.  
Telephone: Brigg (0652) 56000.  
Telex: 527300. Fax: (0652) 650040

AN ELSWICK PLC COMPANY

