

1989
CATALOG

Mountain

Bicycles

and

Accessories



TREK USA

The ultimate mountain bike when winning is the best part of the ride. Trek's exclusive aluminum internal lug and bonding system provides maximum strength and puts the 8500 way ahead in delivering superior mountain performance.

8500

MOUNTAIN COMPETITION
BONDED ALUMINUM

SIZES
18.5, 18, 20, and 22"

FRAME/FORK
Double Butted Bonded Aluminum/
Chromoly uni-crown

HUBS
Shimano Deore XT II sealed QR
front and rear 32 H

RIMS
Matrix 6061 T6 Singletrack

TIRES
Singletrack AT 26 x 2.0"

DRIVE TRAIN
Shimano Deore XT II Group

BRAKESET
Shimano Deore XT Cantilevers with
SLR and 2-finger levers

FREEWHEEL
Shimano Deore XT II 12 x 28
Hyperglide



Easton double butted 7000 series T-7 heat-treated aluminum tubing provides maximum strength and lively handling with minimum weight.



Shimano leads the way in mountain componentry with BioPace H.P. rings and the new Deore XT II 21-speed Hyperglide group for quick, clean shifting even under heavy pedaling loads.



Large radius fork extends the lively suspension system of the frame. Cast fork tips are strong while acting as a safety wheel retention device.



Shown in Teal with Silver trim, also available in Black with Magenta trim.



MOUNTAIN COMPETITION
BONDED ALUMINUM

...on mountain bike performance. TREK's exclusive bonded frame brings strength and speed to precision power for a competitive edge from start to finish.



Aggressive Matrix AT tires with heat-treated Single-track rims dig in for all terrain control.



Black anodized Shimano Deore II 21-speed Hyperglide group gives you positive gearing control to deliver peak mountain performance.



True Temper chromoly competition handlebar and 2-finger levers put you in control of this performance package.



Shown in Bright Red with Black trim, also available in Intense Blue with White trim.

SIZES
16.5, 18, 20 and 22"
FRAME/FORK
Bonded Aluminum/Chromoly uni-crown
HUBS
Shimano Deore II sealed QR front and rear 32 H
RIMS
Matrix 6061 T6 Singletrack
TIRES
Singletrack AT 26 x 2.0"
DRIVE TRAIN
Shimano Deore II Group
BRAKES
Shimano Deore II Cantilevers with SLR and 2-finger levers
FREEWHEEL
Shimano Deore II 13 x 30 Hyperglide



Trek's best selling bonded aluminum mountain bike features the performance you expect, but the ride is a real surprise. Lightweight and tough as nails, yet comfortable over the really rough spots.

7000

MOUNTAIN COMPETITION
BONDED ALUMINUM

SIZES
16.5, 18, 20 and 22"

FRAME/FORK
Bonded Aluminum/Chromoly uni-crown

HUBS
Shimano Mountain LX sealed QR front and rear

RIMS
Matrix 6061 T6 Singletrack

TIRES
Singletrack AT 26 x 2.0"

DRIVE TRAIN
Shimano Mountain LX Group

BRAKES
Shimano Mountain LX Cantilevers with SLR

FREEWHEEL
Shimano 13 x 30 Hyperglide



The Shimano Mountain LX group with Hyperglide gives you smooth and efficient shifting throughout the wide range, 21-speed gearing system.



Matrix Singletrack AT tires and heat-treated rims provide control and reliability for aggressive riding on tough terrain.



Heat-treated Alcoa 6061 T-6 aluminum tubing absorbs road shock while producing an outstanding all-terrain ride.



Shown in White with Mint trim, also available in Denim Blue with Yellow trim.



Exotic thinking brings to life a new mountain bike performance machine. Trek's aggressive, brazed ATB frameset is paired with the trick new SunTour/Browning electronic shifting system and self-energizing cantilever brakes. A winning combination in any mountain competition.

990

SINGLETRACK

**COMPETITION
BRAZED CHROMOLY**


SIZES
16.5, 18, 20 and 22"
FRAME/FORK
Double butted chromoly/Chromoly uni-crown
HUBS
SunTour Grease Guard DR
RIMS
Matrix 6061 T6 Singletrack
TIRES
Singletrack AT 26 x 2.0"
DRIVE TRAIN
SunTour/Browning Group
BRAKESET
SunTour Progressive Action
FREEWHEEL
SunTour Winner 13 x 28 6-speed



Aggressive tread pattern Matrix AT tires and Single-track rims put top quality under you and the rest of the pack behind you.



The SunTour/Browning crankset is electronically controlled to assure you'll never miss a shift, even under pressure.



SunTour XC 9000 Accushift rear derailleur with cassette cluster quickly and smoothly indexes any of the 18 speeds available.



Shown in Black with Magenta trim, also available in White with Mint trim.



970

SINGLETRACK

COMPETITION

BRAZED CHROMOLY

The hot combination of Trek's new Singletrack competition frameset, a premium component group and the Matrix wheel system makes the 970 a top competitor.



Shimano Deore II group with 21-speed indexed Hyperglide gives you quick, smooth and accurate shifting under the most demanding load and terrain conditions.



Grab onto a handful of performance with Tioga T-bone stem and True Temper Chromoly competition bars with two finger brake levers.



Equipped with the Deore II competition mountain pedals for control and maximum durability.



Shown in Black with Magenta trim, also available in Bright Red with Black trim.

SIZES	16.5, 18, 20 and 22"
FRAME/FORK	Double Butted Chromoly/Chromoly uni-crown
HUBS	Shimano Deore II sealed QR
RIIMS	Matrix 6061T6 Singletrack
TUBES	Singletrack AT 26 x 2.0"
DRIVE TRAIN	Shimano Deore II Group
BRAKESET	Shimano Deore II Cantilevers with SLR and 2-finger levers
FREEWHEEL	Shimano Deore II 13 x 30 Hyperglide



All new for 1989, the 950 features Trek's new Singletrack series chromoly competition frameset. The 950 sets the pace in lightweight mountain bike performance.

950

SINGLETRACK

PERFORMANCE
BRAZED CHROMOLY

SIZES
16.5, 18, 20 and 22"
FRAME/FORK
Double Butted Chromoly/Chromoly
uni-crown
HUBS
Shimano sealed QR
RIMS
Matrix 6061 T6 Singletrack
TIRES
Singletrack AT 26 x 2.0"
DRIVE TRAIN
Shimano Mountain LX Group
BRAKES
Shimano Mountain LX Cantilevers
with SLR
FREEWHEEL
Shimano 13 x 30 Hyperglide



Specially sized and cold-drawn to Trek's specifications, True Temper tubing is low temperature brazed to add strength and durability to this mountain bike.



Shimano's 21-speed Mountain LX group with BioPace High Performance crankset assures you efficient pedaling and power transfer.



Matrix Singletrack™ rims are heat-treated to be the toughest mountain bike rims on the market.



Shown in Intense Blue with White trim, also available in White with Red trim.



850

ANTELOPE

PERFORMANCE
BRAZED CHROMOLY

The 850 offers an outstanding combination of quality and value. Equipped with Shimano's Mountain LX Group, the 850 delivers aggressive mountain biking performance and pulse quickening excitement.



Shimano Mountain LX group provides 21-speeds—a gearing ratio right for every imaginable terrain.



Hyperglide cassette system delivers more positive shifting across the free-wheel. Computer designed cogs provide quicker release and reseating of chain during shifting and actually performs best when under load.



Competition style chromoly stem and bar with Shimano Mountain LX SLR brake system provides superb control and braking response.



Shown in Denim Blue with Yellow trim, also available in Bright Silver with Bright Blue trim.

SIZES
15, 16.5, 18, 20 and 22"
FRAME/FORK
Double Butted Chromoly/Chromoly
HUBS
Shimano sealed OR
RIMS
Araya 7XN 26 x 1.5" black
TUBES
Singletrack AT 26 x 2.0"
DRIVE TRAIN
Shimano Mountain LX Group
BRAKESET
Shimano Mountain LX Cantilevers with SLR
FREEWHEEL
Shimano 13 x 30 Hyperglide



Short chainstays deliver a responsive, quick handling ride and give the 830 excellent trail performance characteristics.

830

ANTELOPE

MOUNTAIN SPORT
BRAZED CHROMOLY

SIZES

15, 16.5, 18, 20 and 22" mens,
18" ladies and a 24" wheel/16.5"
frame

FRAME/FORK

Double Butted Chromoly/Chromoly

HEADSET

Alloy sealed QR

RIMS

Araya MP 22 26 x 1.5"

TIRES

Singletrack AT 26 x 2.0"

DRIVE TRAIN

SunTour XCE Group

BRAKES

Dia Compe 984 Cantilevers
with BRS

FREEWHEEL

SunTour 13 x 30



SunTour XCE Accushift 21-speed derailleur system puts you into the right gear every time.



SunTour XCE crankset with Oval Tech chain rings converts more of your energy into forward motion.



Chromoly competition handlebar and stem with SunTour's XCE brake system gives you safe, reliable handling on the toughest terrain.



Shown in Intense Blue with White trim, also available in Pearl White with Mint trim.



820

ANTELOPE

TRAIL PERFORMANCE
BRAZED CHROMOLY

With geometry specifically developed for trail and city riding, the 820 is built for extra durability and comfort. It delivers all-terrain performance, all around town.



The DiaCompe XCM forged U-brake system provides maximum stopping power in the most demanding conditions.



The combination of a round outer and Oval Tech inner chain wheel allows you to adjust your pedaling for maximum efficiency on any terrain.



Large diameter chromoly fork provides rugged durability and enhances solid handling performance.



Shown in Bright Red with White trim, also available in Charcoal Metallic with Bright Blue trim.

SIZES
15, 16.5, 18, 20 and 22" mens and 18" ladies
Frame/Fork
Chromoly/Chromoly
HUBS
Alloy sealed QR
RIMS
Araya MP 22 26 x 1.5"
TIRES
Matrix CD-X 26 x 1.5"
DRIVE TRAIN
SunTour XCM Group
BRAKES
Dia Compe XCM Cantilever front, Top Mount XCE-CP rear
FREEWHEEL
SunTour 14 x 32 6-speed



Durable, stable and comfortable, the value priced Trek 800 featuring Tange chromoly tubing is ideal for around town and trail riding. Each bike, with sizes available from 15" to 22", including a women's size 18" and a 24" wheel model, has its own size specific componentry.

800

ANTELOPE

SPORT TRAIL

BRAZED CHROMOLY

SIZES:

15, 16.5, 18, 20 and 22" mens,
18" ladies and a 24" wheel/16.5"

FRAME/FORK:

Chromoly/High Tensile Steel

HUBS:

Alloy sealed QR

RIMS:

Araya MP 22.26 x 1.5"

TIRES:

Matrix CD-X 26 x 1.5"

DRIVE TRAIN:

Shimano Exage M-250 Group

BRAKES:

Shimano Exage M-250 Cantilevers

FREEWHEEL:

Shimano 14 x 28 6-speed



Shimano brakes and rugged Matrix tires are strong and reliable.



Ergonomically designed BioPace drive train enhances your efficiency, yet is easy to pedal.



The Shimano indexed shifting system smoothly clicks into the right gear each time.



Shown in Black with Teal trim, also available in Ecu with Blue trim.



SPECS

MOUNTAIN BICYCLE SPECIFICATIONS

TREK BICYCLE CORPORATION LIMITED WARRANTY.

Trek Bicycle Corporation warrants each new Trek bicycle frame and fork against defects in workmanship and materials for the lifetime of the original owner. Trek likewise warrants all original parts for a period of one year from the date of purchase. This warranty is expressly limited to the repair or replacement of a defective frame, fork, or part and is the sole remedy of the warranty. Claims under this warranty are to be made through an authorized Trek dealer. Proof of purchase is required.

This warranty does not apply to damage or failure due to accident, abuse, neglect, normal wear and tear, improper assembly or maintenance, or installation of parts or accessories not originally intended or incompatible with the bicycle as sold. Trek shall not be responsible for incidental or consequential damage. The user assumes the risk of any personal injury or damage of the bicycle or other losses if Trek bicycles are used at any time for stunt riding, dirt biking or other activities, power or motor assist of any kind, competition riding, or anything other than normal use. This warranty gives you specific legal rights and your rights may vary from state to state.


SPECIFICATIONS	ATB ALUMINUM			ATB CHROMOLY						
MODEL	8500	8000	7000	890	870	850	850	830	820	800
FRAME										
COLORS	Black w/magenta teal w/white	Bright red w/black intense blue w/white	White w/teal/blue denim blue w/yellow	Black w/magenta white w/mint	Black w/magenta bright red w/black	Intense blue w/white white w/red	Silver w/bright blue denim blue w/yellow	Pearl white w/mint intense blue w/white	Bright red w/white charcoal mat. w/bright blue	Ecru w/blue black w/teal
SIZES	16.5, 18, 20 & 22"	16.5, 18, 20 & 22"	16.5, 18, 20 & 22"	16.5, 18, 20 & 22"	16.5, 18, 20 & 22"	16.5, 18, 20 & 22"	15, 16.5, 18, 20 & 22"	15, 16.5, 18, 20 & 22" 18" ladies, 16.5"-24" w	15, 16.5, 18, 20 & 22" 18" ladies, 16.5"-24" w	15, 16.5, 18, 20 & 22" 18" ladies, 16.5"-24" w
MAIN TUBES	Easton 7000 T1 double butted aluminum alloy	Trek/Alcoa 6061 T6 aluminum alloy	Trek/Alcoa 6061 T6 aluminum alloy	True Temper AT ATB double butted chromoly	True Temper AT ATB double butted chromoly	True Temper AT ATB double butted chromoly	Tange ATB double butted chromoly	Tange ATB double butted chromoly	Tange ATB chromoly	Tange ATB chromoly
STAYS	Trek ATB aluminum alloy	Trek ATB aluminum alloy	Trek ATB aluminum alloy	True Temper chromoly	True Temper chromoly	True Temper chromoly	ATB chromoly	ATB chromoly	High Tensile steel alloy	High Tensile steel alloy
SEAT LUG	Trek cast ATB	Trek cast ATB	Trek cast ATB	Trek investment cast ATB	Trek investment cast ATB	Trek investment cast ATB	Lugged & welded	Lugged & welded	Lugged & welded	Lugged & welded
DROPOUTS	Trek forged aluminum ATB	Trek forged aluminum ATB	Trek forged aluminum ATB	Trek forged vertical	Trek forged vertical	Trek forged vertical	Forged vertical w/2 eyelets	Forged vertical w/2 eyelets	Forged vertical w/2 eyelets	Forged vertical w/2 eyelets
FORK	All chromoly uncrown w/cast ends	All chromoly uncrown w/cast ends	All chromoly large blade uncrown	All chromoly straight blade uncrown w/cast ends	All chromoly uncrown w/cast ends	All chromoly large blade uncrown	All chromoly ATB uncrown	All chromoly ATB uncrown	All chromoly ATB uncrown	High Tensile steel alloy uncrown
HEADSET	Deore sealed	Deore sealed	Sealed	Deore sealed	Deore sealed	Sealed	Sealed	Sealed	Precision	Precision
DRIVE TRAIN										
CRANKSET	Shimano new Deore XT forged alloy 48/36/26 HP Biopace w/sealed BB	Shimano Deore 48/36/26 HP Biopace w/sealed BB	Shimano Mountain LX 48/36/26 HP Biopace w/sealed BB	SunTour XC 8000 Browning 48/36/28 w/sealed BB	Shimano Deore 48/36/26 HP Biopace w/sealed BB	Shimano Mountain LX 48/36/26 HP Biopace w/sealed BB	Shimano Mountain LX 48/36/26 HP Biopace w/sealed BB	SunTour XCE 48/36/28 Dual-tech w/sealed BB	SunTour XCM 48/36/28 Dual-tech w/sealed BB	Shimano Exage Country 48/36/28 Biopace w/sealed BB
FRONT DERAILLEUR	Shimano new Deore XT II	Shimano Deore II	Shimano Mountain LX w/S.I.S. indexing	SunTour Browning automatic	Shimano Deore II	Shimano Mountain LX	Shimano Mountain LX	SunTour XCE	SunTour XCM	Shimano Exage Country
REAR DERAILLEUR	Shimano new Deore XT II w/S.I.S. indexing, 7 speed	Shimano Deore II w/S.I.S. indexing, 7 speed	Shimano Mountain LX w/S.I.S. indexing, 7 speed	SunTour XC 8000 acushift indexing	Shimano Deore II w/S.I.S. indexing, 7 speed	Shimano Mountain LX w/S.I.S. indexing, 7 speed	Shimano Mountain LX w/S.I.S. indexing, 7 speed	SunTour XCE acushift indexing	SunTour XCM acushift indexing	Shimano Exage Country w/S.I.S.
SHIFT LEVERS	Shimano new Deore XT II thumb shifters w/S.I.S.	Shimano Deore II thumb shifters w/S.I.S.	Shimano Mountain LX thumb shifters w/S.I.S.	SunTour XC 8000 acushift indexing	Shimano Deore II thumb shifters w/S.I.S.	Shimano Mountain LX thumb shifters w/S.I.S.	Shimano Mountain LX thumb shifters w/S.I.S.	SunTour XCE acushift indexing	SunTour XCM acushift indexing	Shimano Exage Country w/S.I.S.
BRAKESET	Shimano Deore XT II SLR cantilevers, 2 finger levers	Shimano Deore II SLR cantilevers, 2 finger levers	Shimano Mountain LX cantilevers w/SLR levers	SunTour XC 8000 self-energizing cantilevers	Shimano Deore II SLR cantilevers, 2 finger levers	Shimano Mountain LX cantilevers, w/SLR levers	Shimano Mountain LX cantilevers w/SLR levers	Di Comp new SR4 BRS cantilever	Di Comp XCM cantilever & BRS top mount XCE center pull	Shimano Exage Country cantilever w/SLR ATB levers
FREEWHEEL	Shimano Deore, 13-28, 7 speed, Hyperglide	Shimano Deore, 13-30, 7 speed, Hyperglide	Shimano, 13-30, 7 speed, Hyperglide	SunTour, 13-30, 6 speed	Shimano Deore, 13-30, 7 speed, Hyperglide	Shimano, 13-30, 7 speed, Hyperglide	Shimano, 13-30, 7 speed, Hyperglide	SunTour, 13-30, 7 speed	SunTour, 14-32, 6 speed	Shimano, 14-28, 6 speed
CHAIN	Shimano Deore XT II	Shimano Deore II	Shimano Deore II	Sedaport	Shimano Deore II	Shimano Deore II	Shimano Deore II	SunTour EPK	SunTour New Z	Shimano US
HUBSET	Shimano new Deore XT freehub, QR 32 H	Shimano Deore II freehub sealed, QR 32 H	Shimano Mountain LX freehub sealed, QR FT & R	SunTour XC 8000 sealed, QR 32 H	Shimano Deore freehub sealed, QR 32 H	Shimano Mountain LX freehub sealed, QR FT & R	Shimano Mountain LX freehub sealed, QR FT & R	Alloy sealed, QR FT & R	Alloy sealed, w/DR front	Alloy sealed, w/DR front
WHEEL SYSTEM										
SPOKES	14G stainless steel	14G stainless steel	14G stainless steel	14G stainless steel	14G stainless steel	14G stainless steel	14G stainless steel	14G UCP	14G UCP	14G UCP
RIMS	Matrix Single Track 32 H, 26+15"	Matrix Single Track 32 H, 26+15"	Matrix Single Track 26+15"	Matrix Single Track 26+15"	Matrix Single Track 32 H, 26+15"	Matrix Single Track 26+15"	Matrix Single Track 26+15"	Arya MP-22 26+15" alloy	Arya MP-22 26+15" alloy	Arya MP-22 26+15" alloy
TIRES	Matrix Single Track AT 26+2.0"	Matrix Single Track AT 26+2.0"	Matrix Single Track AT 26+2.0"	Matrix Single Track AT 26+2.0"	Matrix Single Track AT 26+2.0"	Matrix Single Track AT 26+1.56"	Matrix Single Track AT 26+1.56"	Matrix Single Track AT 26+1.56"	Matrix Single Track AT 26+1.56"	Matrix CDX, 26+1.56"
COMPONENTS										
PEDALS	Shimano Deore XT comp.	Shimano Deore II comp.	HTI nylon ATB comp.	SR MTP126	Shimano Deore II comp.	HTI nylon ATB comp.	HTI nylon ATB	HTI nylon ATB	HTI nylon ATB	HTI nylon ATB
HANDLEBARS	True Temper chromoly comp. black	True Temper chromoly comp. black	True Temper black chromoly flat 122" w	True Temper chromoly comp. black	True Temper chromoly comp. black	True Temper chromoly flat 122" w	Competition black flat 123.5" w	Competition black flat 123.5" w	Trek, black low rise	Trek, black low rise
STEM	Chromoly Toga Tbone comp. black	Chromoly Toga Tbone comp. black	HL chromoly comp. black	Chromoly Toga Tbone comp. black	Chromoly Toga Tbone comp. black	HL chromoly comp. black	HL comp. black	HL comp. black	Forged alloy, black	Forged alloy, black
SEAT POST	Strong micro-adjust alloy, 300 mm	Strong micro-adjust alloy, 300 mm	Micro-adjust alloy, 300 mm	Strong micro-adjust alloy, 300 mm	Strong micro-adjust alloy, 300 mm	Micro-adjust alloy, 300 mm	Micro-adjust alloy, 300 mm	Micro-adjust alloy, 300 mm	Micro-adjust alloy, 300 mm	Chromoly 300 mm, C.P.
SADDLE	Vetta Gel Racing	Vetta Gel Anatomical	Vetta Gel Anatomical	Vetta Gel Racing	Vetta Gel Anatomical	Vetta Gel Anatomical	Avocet Touring	Avocet Touring	Viscount Terra B-1	Viscount new Terra Country
ACCESSORIES	Shimano seat post OR ATB toeclips and straps	Shimano seat post OR ATB toeclips and straps	Seat post OR toeclips and straps	Seat post OR ATB toeclips and straps	Shimano seat post OR ATB toeclips and straps	OR seat post toeclips and straps	OR seat post toeclips and straps	OR seat post binder	OR seat post binder	OR seat post binder
SPECIAL ADDONS	Dual bottle mounts and chain hanger	Dual bottle mounts and chain hanger	Dual bottle mounts and chain hanger	Dual bottle mounts and chain hanger	Dual bottle mounts and chain hanger	Dual bottle mounts and chain hanger	Bottle mounts, rear rack mounts and chain hanger	Bottle mounts, rear rack mounts and chain hanger	Bottle mounts, rear rack mounts and chain hanger	Bottle mounts, rear rack mounts and chain hanger

Trek bicycles are equipped with components available from sources worldwide. Specifications are subject to change without notice.

ROAD
CATALOG

VCE

Road
Bicycles
and
Accessories



TREK USA

Two Dollars

The ultimate racing bicycle. This leading edge molded carbon fiber frame is ultra light and ultra fast. Extremely stiff bottom bracket and exceptional vertical compliance make this an excellent sprinter and hill climber, while very comfortable for long stage events. If getting ahead of the pack is your goal, the 5000 with a 3.2 pound frame gets you there fast and keeps you out in front.

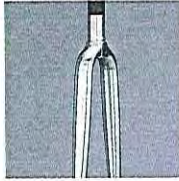
5000

COMPETITION RACING
MOLDED COMPOSITE

- SIZES
- 52, 54, 56, 58 and 60cm
- FRAME/FORK
- Molded Carbon Fiber Composite/
Bonded Aluminum
- HUBS
- Shimano Dura Ace
- RIMS
- Matrix 6061 T6 Aerodynamic ISO C
- TIRES
- Matrix CD-6 Kevlar Casing
- 700 x 18c 130 psi
- DRIVE TRAIN
- Shimano Dura Ace Group
- BRAKES/SET
- Shimano Dura Ace Aero SLR
- FREEWHEEL
- Shimano Dura Ace 12 x 21
8-speed Cassette



Hand laid carbon fiber frame is the product of substantial computer analysis that pinpoints the optimal dimension and fiber orientation within each frame section.



New Trek bonded aluminum fork uses an investment cast crown, cold drawn blades and stainless steel tips, for superb handling and the ultimate in balance and strength.



New for 1989, Shimano Dura Ace 8-speed indexed shifting system gives you more options within a narrow racing range.



Complete Dura Ace group with round chainrings and clipless pedals is the high performance complement to this outstanding frameset.



2300

COMPETITION RACING
BONDED COMPOSITE

Carefully balanced frame design using Carbon Fiber Composite and heat-treated aluminum alloy results in an extremely efficient ride while enhancing comfort. With a life-time warranty, the 2300 is ideal for road racing and triathalons.



The unique Trek bonding process frees the designer to use high performance advanced materials, such as heat-treated aluminum alloys and carbon fiber composites.



Matrix ISO C wheel systems with CD-6K Kevlar high pressure tires and 32 spoke heat-treated aero rims give fast rolling performance.



Shimano 600 Ultegra group blends ergonomic design with engineering technology to produce maximum race performance.



Trek's mid-sized bias woven carbon tubes are double butted with a special insulator to increase strength and prevent galvanic corrosion.

SIZES

50, 52, 54, 56, 58, 60 and 62cm

Frame/Fork

Double Butted Composite/Bonded Aluminum

HUBS

Shimano Ultegra 7-speed

RIMS

Matrix 6061 T6 Aerodynamic ISO C

TIRES

Matrix CD-6 Kevlar casing

700 x 18 c

DRIVE TRAIN

Shimano Ultegra Group

BRAKES/ET

Shimano Ultegra Aero SLR

FREEWHEEL

Shimano Ultegra 13 x 24 Cassette



The 1500 is built for speed. Featuring new heat-treated double butted aluminum tubing and Trek's new bonded aluminum fork, the 1500 accelerates you to the front of the pack.

1500

COMPETITION RACING
BONDED ALUMINUM

SIZES

50, 52, 54, 56, 58, 60 and 62cm

FRAME/FORK

Double Butted Bonded Aluminum/
Bonded Aluminum

HUBS

Shimano Ultegra 7-speed

RIMS

Matrix 6061 T6 Aerodynamic ISO C

TIRES

Matrix QD-4 700 x 20c

DRIVE TRAIN

Shimano Ultegra Group

BRAKESET

Shimano Ultegra Aero SLR

FREEWHEEL

Shimano Ultegra 13 x 24 Cassette



Trek's bonded aluminum fork with cast crown and stainless tips for improved road feel while holding hard in the corners.



Shimano's high performance drive system is equipped with LOOK pedals to enhance your pedaling efficiency.



Vetta Gel racing saddle increases your riding comfort.



Shown in Bright Red with White trim, also available in Intense Blue with White trim.



1400

PERFORMANCE RACING
BONDED ALUMINUM

The new Trek bonded aluminum fork may be the greatest improvement on the aluminum frame ride in years. For speed, quick sprinting, solid handling and rider comfort, the 1400 is one tough competitor.



LOOK pedals connect you directly to the bicycle, maximizing your pedaling performance, while offering a quick release safety system.



Trek bonded aluminum fork helps absorb road shock while maintaining solid rider control and comfort.



Matrix ISO C wheel system features high pressure CD-4 tires and heat-treated rims, to reduce weight and rolling resistance.



Shown in White with Red trim, also available in Intense Blue with White trim.

SIZES
50, 52, 54, 56, 58, 60 and 62cm
FRAME/FORK
Bonded Aluminum/Bonded Aluminum
HUBS
Shimano 105 7-speed
RIMS
Matrix 6061 T6 Aerodynamic ISO C
TIRES
Matrix CD-3 700 x 20c
DRIVE TRAIN
Shimano 105 Group
BRAKES/SET
Shimano 105 Aero with SLR
FREEWHEEL
Shimano 13 x 24 Cassette



Trek's most popular bonded aluminum road bike has received wide spread critical acclaim from bike owners and the bicycle trade press alike. Using our exclusive aerospace bonding technology to build a lightweight frame with remarkable stiffness, the 1200 adds up to performance that is lightening quick.

1200

PERFORMANCE
BONDED ALUMINUM



SIZES
50, 52, 54, 56, 58, 60 and 62cm

FRAME/FORK
Bonded Aluminum/Chromoly cast crown

HUBS
Shimano 105 7-speed

RIMS
Matrix 6061 T6 Aerodynamic ISO C

TIRES
Matrix CD-3 700 x 20c

DRIVE TRAIN
Shimano 105 Group

BRAKESET
Shimano 105 Aero with SLR

FREEWHEEL
Shimano 13 x 24 Cassette



The Trek bonded aluminum frame is 12% stiffer and 20% lighter than conventional chromoly frames.



New Shimano 105 indexed derailleur system gives you 14 smooth shifting gears.



Computer designed drive train in custom anodized grey is highly efficient in delivering power.

TREK



Shown in Black with Magenta trim, also available in White with Mint trim.



1100

PERFORMANCE TOURING
BONDED ALUMINUM

The 1100 has been specifically designed for fast touring over a wide range of road conditions. The triple chain-wheel increases your gearing options and the touring capability of this lightweight bike built for the long haul.



Take control with new SunTour Edge aero group. The Balanced Response System brakes deliver quick and precise stopping power.



SunTour's Indexed 21-speed Edge drive train using Oval Tech alloy chain rings allows you to adjust your pace smoothly and accurately to a wide variety of road conditions.



Vetta Gel Anatomic saddle provides a good fit and shock absorption for enhanced rider comfort.



Shown in Black with Teal trim also available in Denim Blue with Yellow trim.

SIZES

50, 52, 54, 56, 58, 60 and 62cm

FRAME/FORK

Bonded Aluminum/Chromoly

HUBS

Maillard CX 500 Sealed

RIMS

Matrix 6061 T6 Titan

TIRES

Matrix CD-2 700 x 25c

DRIVE TRAIN

SunTour Edge Group

BRAKES

Dia Compo Edge

FREEWHEEL

SunTour Alpha 13 x 28



Trek's value packed bonded aluminum 1000 makes no compromises in quality and performance. Bicycling Magazine named this bike "an all out best buy."

1000

PERFORMANCE
BONDED ALUMINUM

SIZES
50, 52, 54, 56, 58, 60 and 62cm
FRAME/FORK
Bonded Aluminum/Chromoly
HUBS
Maillard CX 500 Sealed
RIMS
Matrix 5061 T6 Titan
TIRES
Matrix CD-2 700 x 25c
DRIVE TRAIN
SunTour Edge Group
BRAKES
Dia Comp Edge
FREEWHEEL
SunTour Alpha 13 x 28



The SunTour Edge crankset and indexed 14-speed drive train efficiently convert your power into performance.



SunTour Edge brakes with Balanced Response System puts you in firm control.



Matrix wheel system includes heat-treated Titan rims, high pressure tires, stainless steel spokes and sealed hubs, for low rolling resistance with high reliability.



Shown in Intense Blue with White trim, also available in Bright White with Red trim.



660

RACING
BRAZED CHROMOLY

A criterium geometry racing machine, built by Trek using True Temper Team Issue Double Butted Chromoly tubing. Lightweight and strong for criteriums and short courses, this model is unequalled in performance.

SIZES

19, 19.5, 21, 22.5, 24 and 25.5"

FRAME/FORK

Double Butted Chromoly/Chromoly cast crown

HUBS

Shimano Ultegra 7-speed

RIMS

Matrix 6061 T6 Aerodynamic ISO C

TIRES

Matrix CD-4 700 x 20c

DRIVE TRAIN

Shimano Ultegra Group

BRAKES/SET

Shimano Ultegra Aero SLR

FREEWHEEL

Shimano Ultegra 13 x 24 Cassette



Race ready, the indexed 14-speed Shimano 600 Ultegra drive train is powered by the new BioPace H.P. crankset for speed and efficiency.



True Temper Team Issue tubing, including form blades, make this an incredibly responsive chromoly bicycle.



The fork is Trek built using True Temper chromoly, our unique investment cast crown and light gauge blades for minimum weight and maximum strength.



Shown in Bright White with Red trim, also available in Grey Metallic with Bright Blue trim.



520

TOURING
BRAZED CHROMOLY

Dedicated to long distance touring, this model has a unique geometry which emphasizes directional stability while loaded, durability and ample clearances for fenders, panniers and other equipment. A reliable workhorse when loaded down, unloaded the 520 has a uniquely luxurious ride.



Powerful Shimano Deore II SLR cantilever brakes keep you firmly in control even while carrying heavy loads.



Matrix CD3K tires with a Kevlar belt for cut resistance are mounted on Titan T hard anodized rims for long distance durable performance.



Shimano Deore II S.I.S. fully indexed derailleur for wide range 21-speed gearing matches your power needs to every road condition.



A Blackburn rack is standard equipment and is mounted to the extended rear triangle.

SIZES
19.5, 21, 22.5, 24 and 25.5"
FRAME/FORK
Double Butted Chromoly/Chromoly
HUBS
Shimano 105 7-speed
RIMS
Matrix 6061 T6 Titan T
TIRES
Matrix CD-3K Kevlar Belt 27 x 1.25
DRIVE TRAIN
Shimano Group
BRAKES
Shimano Cantilevers with 105 Aero SLR
FREEWHEEL
Shimano 13 x 28 Cassette



Ideal for sport, fitness and touring use in areas with rolling terrain. A responsive, yet highly controllable sport geometry meets your needs for range and responsiveness in a bicycle.

420

SPORT TOURING
BRAZED CHROMOLY

SIZES
18, 19.5, 21, 22.5, 24 and 25.5"
FRAME/FORK
Double Butted Chromoly/Chromoly
HUBS
Shimano A 450
RIMS
Matrix 6061 TG Titan
TIRES
Matrix CO-2 700 x 28c
DRIVE TRAIN
Shimano Sport LX Group
BRAKES
Shimano Sport LX Aero SLR
FREEWHEEL
Shimano 13 x 28 Cassette



Shimano SLR brakes give you controlled stopping power even while touring with a heavy load.



Vetta Gel Anatomical saddle softens road shock and improves rider comfort during long distance touring.



New Shimano Sport LX fully indexed gearing system clicks into the gear you need the first time, every time.



Shown in Charcoal with Bright Blue trim, also available in Yellow with Blue trim.



400

PERFORMANCE
BRAZED CHROMOLY

The 400 delivers a smooth, powerful ride. A criterium geometry frame design built of all True Temper tubing gives you a bike that delivers fun and action on every outing.



SunTour Edge crankset is designed to improve pedaling efficiency and increase your power.



Powerful new Edge Balanced Response System brakes provide precise control and maximum stopping performance.



The Edge 14-speed derailleur with indexed shifting allows you to change gears smoothly and accurately.



Shown in Denim Blue with Yellow trim, also available in Bright Red with Black trim.

SIZES
18, 19.5, 21, 22.5, 24 and 25.5"
FRAME/FORK
Double Butted Chromoly/Chromoly
HUBS
Maillard CX 500 Sealed
RIMS
Matrix 6061 T6 Titan
TIRES
Matrix CD-2 700 x 25c
DRIVE TRAIN
SunTour Edge Group
BRAKES
Dia Compe Edge Aero
FREEWHEEL
SunTour Alpha 13 x 26



Designed by Trek, using the unique Trek investment cast seat lug, the 330 provides an exceptional sport ride. You get quick, dependable performance mile after mile and all the quality you expect from a Trek.

330

SPORT
BRAZED CHROMOLY

SIZES
19.5, 21, 22.5, 24 and 25.5"
FRAME/FORK
Double Butted Chromoly/Chromoly
HUBS
Alloy QR front and rear
RIMS
Weinmann 415X polished alloy
TIRES
Matrix CD-2 700 x 28c
DRIVE TRAIN
Shimano Exage Group
BRAKES
Shimano Exage Aero SLR
FREEWHEEL
Shimano 14 x 28



Trek designed frame uses exclusive investment cast seat lug, True Temper tubing and Function Specific™ sizing.



True Temper double butted chromoly frame tubes with a chromoly fork are specially designed to enhance durability and lively road feel.



Computer designed BioPace crankset with Shimano's front and rear Exage Action 12-speed gearing system improve pedaling efficiency and makes shifting quick and easy.



Shown in Bright Red with White trim, also available in Charcoal Metallic with Bright Blue trim.



SPECS

DAD BICYCLE SPECIFICATIONS

TREK BICYCLE CORPORATION LIMITED WARRANTY

Trek Bicycle Corporation warrants each new Trek bicycle frame and fork against defects in workmanship and materials for the lifetime of the original owner. Trek likewise warrants all original parts for a period of one year from the date of purchase. This warranty is expressly limited to the repair or replacement of a defective frame, fork, or part and is the sole remedy of the warranty. Claims under this warranty are to be made through an authorized Trek dealer. Proof of purchase is required.

This warranty does not apply to damage or failure due to accident, abuse, neglect, normal wear and tear, improper assembly or maintenance, or installation of parts or accessories not originally intended or incompatible with the bicycle as sold. Trek shall not be responsible for incidental or consequential damage. The user assumes the risk of any personal injury or damage of the bicycle or other losses if Trek bicycles are used at any time for stunt riding, dirt biking or similar activities, power or motor assist of any kind, competition riding, or anything other than normal use. This warranty gives you specific legal rights and your rights may vary from state to state.

SPECIFICATIONS	ADVANCED MATERIAL		ALUMINUM					CHROMOLY				
	5000	2300	1500	1400	1200	1100	1000	650	570	420	400	330
FRAME												
LOBS	Bright red w/white	Natural and polished w/porcupine decals	Bright red w/white	Intense blue w/white	Black w/magenta	Black w/white	Bright white w/white	Bright white w/white	Deep blue w/white	Charcoal w/bright blue	Bright red w/black	Bright red w/white
WHEELS	52, 54, 56, 58 and 60 cm	50, 52, 54, 56, 58, 60 and 62 cm	50, 52, 54, 56, 58, 60 and 62 cm	50, 52, 54, 56, 58, 60 and 62 cm	50, 52, 54, 56, 58, 60 and 62 cm	50, 52, 54, 56, 58, 60 and 62 cm	50, 52, 54, 56, 58, 60 and 62 cm	18, 19, 21, 22.5, 24 and 25.5"	13.5, 21, 22.5, 24 and 25.5"	15, 19, 21, 22.5, 24 and 25"	18, 19, 21, 22.5, 24 and 25"	18, 21, 22.5, 24 and 25.5"
FRAME TUBES	Carbon fiber and epoxy monocoque	Trek graphite double butted composite	Easton 7000 17 D.B. aluminum alloy	TrekAlcoa 6061 T6 aluminum alloy	TrekAlcoa 6061 T6 aluminum alloy	TrekAlcoa 6061 T6 aluminum alloy	TrekAlcoa 6061 T6 aluminum alloy	True Temper RC team issue double butted chromoly	True Temper TR double butted chromoly	True Temper RC double butted chromoly	True Temper RC double butted chromoly	True Temper RC double butted chromoly
HEADSET	Carbon fiber and epoxy w/fitone	Trek D.B. and tapered aluminum alloy	Trek D.B. and tapered aluminum alloy	Trek tapered aluminum alloy	Trek tapered aluminum alloy	Trek tapered aluminum alloy	Trek tapered aluminum alloy	True Temper chromoly	True Temper chromoly	True Temper chromoly	True Temper chromoly	Hitenale steel alloy
REAR LUG	Carbon fiber w/ composite tube insert	Trek aluminum alloy	Trek aluminum alloy	Trek aluminum alloy	Trek aluminum alloy	Trek aluminum alloy	Trek aluminum alloy	Trek investment cast	Trek investment cast	Trek investment cast	Trek investment cast	Trek investment cast
POSTS	Trek forged aluminum	Trek forged aluminum	Trek forged aluminum	Trek forged aluminum	Trek forged aluminum	Trek forged aluminum	Trek forged aluminum	Trek investment cast	Trek investment cast	Trek investment cast	Trek investment cast	Forged w/fitone adjust
STEM	Trek bonded aluminum chromoly steerer	Trek bonded aluminum chromoly steerer	Trek bonded aluminum chromoly steerer	Trek bonded aluminum chromoly steerer	Chromoly w/Trek cast crown	Chromoly w/Trek cast crown	Chromoly w/Trek cast crown	True Temper team w/Trek cast crown and ends	Chromoly sloping crown	Chromoly sloping crown	Chromoly sloping crown	Chromoly sloping crown
SEATSET	Alloy sealed	Alloy sealed	Alloy sealed	Sealed	Sealed	Sealed	Sealed	Sealed	Sealed	Sealed	Sealed	Precision
HANDLEBAR												
HANDLEBARSET	Shimano new Dura Ace SR42 w/stealed BB	Shimano 600 Ultegra SR42 HP Biopace w/stealed BB	Shimano 600 Ultegra SR42 HP Biopace w/stealed BB	Shimano 105 SR42 Biopace w/stealed BB	Shimano 105 SR42 Biopace w/stealed BB	SR Edge SR42/202 Ovaltech w/stealed BB	SR Edge SR42 Ovaltech w/stealed BB	Shimano 600 Ultegra HP Biopace w/stealed BB	Shimano forged SR42/202 HP Biopace w/stealed BB	Shimano forged SR42/202 HP Biopace w/stealed BB	SR Edge SR42 Ovaltech w/stealed BB	Shimano Edge SR42/202 Biopace w/stealed BB
DRIVE TRAIN												
DRIVE TRAIN	Shimano new Dura Ace	Shimano 600 Ultegra	Shimano 600 Ultegra	Shimano 105	Shimano 105	SunTour Edge 6K	SunTour Edge 6K	Shimano 600 Ultegra	Shimano Deore II	Shimano Sport LX 6S	SunTour Edge	Shimano Edge action indexing
DRIVE TRAIN	Shimano new Dura Ace 8 speed S.I.S.	Shimano 600 Ultegra 7 speed S.I.S.	Shimano 600 Ultegra 7 speed S.I.S.	Shimano 105 7 speed indexing	Shimano 105 7 speed indexing	SunTour Edge 6K 7 speed acushift indexing	SunTour Edge 6K 7 speed acushift indexing	Shimano 600 Ultegra 7 speed S.I.S.	Shimano Deore II 7 speed indexing	Shimano Sport LX 6S 7 speed indexing	SunTour Edge 7 speed acushift indexing	Shimano Edge action indexing
DRIVE TRAIN	Shimano new Dura Ace 8 speed S.I.S.	Shimano 600 Ultegra S.I.S. index control	Shimano 600 Ultegra S.I.S. index control	Shimano 105 S.I.S. index control	Shimano 105 S.I.S. index control	SunTour Edge acushift indexing	SunTour Edge acushift indexing	Shimano 600 Ultegra S.I.S. index control	Shimano LX S.I.S. indexing	Shimano SR Aero	SunTour Edge acushift indexing	Shimano Edge action for S.I.S. indexing
DRIVE TRAIN	Shimano new Dura Ace SR w/Aero levers	Shimano 600 Ultegra SR Aero	Shimano 600 Ultegra SR Aero	Shimano 105 SR Aero	Shimano 105 SR Aero	Di Comp Edge BR5 Aero	Di Comp Edge BR5 Aero	Shimano 600 Ultegra SR Aero	Shimano Deore II cantilevers, w/SR levers	Shimano SR Aero	Di Comp Edge BR5 Aero	Shimano Edge action SR Aero
DRIVE TRAIN	Shimano new Dura Ace cassette, 12/21, 8 speed	Shimano Ultegra cassette, 13/24, 7 speed	Shimano Ultegra cassette, 13/24, 7 speed	Shimano, silver, 13/24, 7 speed cassette	Shimano, silver, 13/24, 7 speed cassette	SunTour alpha 13/28, 7 speed	SunTour alpha 13/28, 7 speed	Shimano Ultegra cassette 13/24, 7 speed	Shimano, 13/28, 7 speed cassette	Shimano, 13/28, 7 speed cassette	SunTour alpha 13/28, 7 speed	Shimano, 14/28, 6 speed
DRIVE TRAIN	Shimano CN7422 narrow	Shimano UG narrow	Shimano UG narrow	Shimano UG narrow	Shimano UG narrow	SunTour GPX narrow	SunTour GPX narrow	Shimano UG narrow	Shimano UG	Shimano UG	SunTour GPX narrow	Shimano UG
DRIVE TRAIN	Shimano new Dura Ace freshub 32 hole	Shimano Ultegra freshub 32° DR sealed	Shimano Ultegra freshub 32° DR sealed	Shimano 105 freshub 32° DR sealed	Shimano 105 freshub 32° DR sealed	Mallard CX500 38° DR sealed	Mallard CX500 38° DR sealed	Shimano Ultegra freshub 32° DR sealed	Shimano Freshub 38° DR sealed	Shimano Freshub 38° DR sealed	Mallard CX500 38° DR sealed	Mallard CX500 38° DR sealed
WHEEL SYSTEM												
WHEEL SYSTEM	14G stainless steel	14G stainless steel	14G stainless steel	14G stainless steel	14G stainless steel	14G stainless steel	14G stainless steel	14G stainless steel	14G stainless steel	14G stainless steel	14G stainless steel	14G UCP
WHEEL SYSTEM	Matrix ISO-C, 700C, hard anodized	Matrix ISO-C, 700C, hard anodized	Matrix ISO-C, 700C, hard anodized	Matrix ISO-C, 700C, hard anodized	Matrix ISO-C, 700C, hard anodized	Matrix Titan, 700C, hard anodized	Matrix Titan, 700C, hard anodized	Matrix ISO-C, 700C, hard anodized	Matrix Titan-T, 71" hard anodized	Matrix Titan, 700C, hard anodized	Matrix Titan, 700C, hard anodized	ALESA concave polished alloy
WHEEL SYSTEM	Matrix CO-4, 700+18C, Kevlar 130 PSI	Matrix CO-6, 700+18C, Kevlar 130 PSI	Matrix CO-6, 700+20C, skinnwall, 105 PSI	Matrix CO-3, 700+20C, skinnwall, 100 PSI	Matrix CO-3, 700+20C, skinnwall, 100 PSI	Matrix CO-2, 700+20C, skinnwall, 100 PSI	Matrix CO-2, 700+20C, skinnwall, 100 PSI	Matrix CO-4, 700+20C, skinnwall, 125 PSI	Matrix CO-3K, 27+14" Kevlar skinnwall, 55 PSI	Matrix CO-2, 700+20C, skinnwall, 100 PSI	Matrix CO-2, 700+20C, skinnwall, 100 PSI	Matrix CO-2, 700+20C, skinnwall, 100 PSI
COMPONENTS												
COMPONENTS	Shimano PD7801 clipless	LOOK Model 66	LOOK Model 66	LOOK Model 66	Shimano new 105 Aero	Alloy quill	Alloy quill	Shimano 600 Ultegra Aero	MKS ARS alloy quill	Alloy quill	Alloy quill	Alloy
COMPONENTS	Modulo alloy anatomic	SR CT alloy anatomic	SR CT alloy anatomic	HL alloy	HL alloy	HL alloy	HL alloy	SR CT alloy	HL alloy	HL alloy	HL alloy	HL alloy
COMPONENTS	Modulo forged alloy	SR FX forged Aero alloy	SR FX forged Aero alloy	HL forged Aero alloy black	HL forged Aero alloy black	Delta DL Aero alloy	Delta DL Aero alloy	HL forged Aero alloy black	HL forged Aero alloy	Delta DL Aero alloy	Delta DL Aero alloy	Delta DL Aero alloy
POST	American Classic alloy with internal expander	Strong micro-adjust alloy, 230 mm	Strong micro-adjust alloy, 230 mm	Micro-adjust alloy, 220 mm	Micro-adjust alloy, 220 mm	Micro-adjust alloy, 220 mm	Micro-adjust alloy, 220 mm	Micro-adjust alloy, 220 mm	Micro-adjust alloy, 220 mm	Micro-adjust alloy, 220 mm	Micro-adjust alloy, 220 mm	Micro-adjust alloy, 220 mm
DRIVE TRAIN	Sella Italia Turbo	Vetta Gel Racing	Vetta Gel Racing	Vetta Gel Racing	Vetta Gel Racing	Vetta Anatomical Gel	Vetta Anatomical Gel	Vetta Gel Racing	Vetta Anatomical Gel	Vetta Anatomical Gel	Vetta Anatomical Gel	Vetta Anatomical Gel
DRIVE TRAIN												
DRIVE TRAIN	Internal brake and derailleur cable guides, dual bottle mounts, pump peg, shift lever bosses and front derailleur mount	Internal top tube guides, dual bottle mounts, pump peg, shift lever bosses, chain hanger and ft. derailleur mount	Internal top tube guides, dual bottle mounts, pump peg, shift lever bosses, chain hanger and ft. derailleur mount	Internal top tube guides, dual bottle mounts, pump peg, shift lever bosses, chain hanger and ft. derailleur mount	Internal top tube guides, dual bottle mounts, pump peg, shift lever bosses, chain hanger and ft. derailleur mount	Internal top tube guides, dual bottle mounts, pump peg, shift lever bosses, chain hanger and ft. derailleur mount	Internal top tube guides, dual bottle mounts, pump peg, shift lever bosses, chain hanger and ft. derailleur mount	Internal top tube guides, dual bottle mounts, pump peg, shift lever bosses, chain hanger and ft. derailleur mount	Top tube guides, dual bottle mounts, pump peg, shift lever bosses, chain hanger, brake bosses and front and rear rack mounts	Top tube guides, dual bottle mounts, pump peg, shift lever bosses, chain hanger, brake bosses and front and rear rack mounts	Top tube guides, dual bottle mounts, pump peg, shift lever bosses, chain hanger	Top tube guides, dual bottle mounts, pump peg, shift lever bosses and chain hanger

* Bicycles are equipped with components available from sources worldwide. Specifications are subject to change without notice.

CUSTOM

ROAD BICYCLES

For the ultimate one of a kind bicycle, Trek offers the Custom Bicycle program. Select the frameset and performance component group which best suits your demands and riding environment. For the ultimate in a Function Specific™ bicycle, specify your own custom Trek and have it built to your unique requirements by your authorized Trek dealer.



7000 FRAMESET
The future of cycling. Molded Composites are lighter, stronger, and more efficient than their predecessors. By departing from tube based design, our engineers are able to optimize the performance of these leading edge bicycles.
Sizes: 52, 54, 56, 58 and 60cm
Frame: Molded Carbon Fiber Composite
Fork: Trek Bonded Aluminum
Color: Bright Red with White trim (shown). Also available in any 989 color combination.



2500 FRAMESET
The best bonded composite racing frame available. All Trek composite frames outperform the competition on the road as well as with their lifetime warranties.
Sizes: 50, 52, 54, 56, 58, 60 and 62cm
Frame: Graphite-Epoxy Double Butted Composite
Fork: Trek Bonded Aluminum
Color: Natural and Polished with Turquoise trim



2000 FRAMESET
Rated "The best all-around racing bike we've tested" by *Bicycling* magazine. The 2000 started the aluminum revolution at Trek.
Sizes: 50, 52, 54, 56, 58, 60 and 62cm
Frame: Trek/Easton 7000 series Double Butted Bonded Aluminum
Fork: Trek Bonded Aluminum
Color: Intense Blue with White trim, White with Red trim



660 FRAMESET
Solid Chromoly feel and handling for the traditional minded racer. Built with the full complement of Trek cast lugs for a lifetime of performance.
Sizes: 19.5, 21, 22.5, 24 and 25.5"
Frame: True Temper RC-Team Issue Double Butted Chromoly
Fork: Chromoly with cast crown and fork ends
Color: Bright White with Red trim, Grey Metallic with Bright Blue trim



DURA ACE GROUP
Wheel System:
Hubs: Dura Ace Cassette
Rims: Matrix 6061 T6 Aerodynamic ISO-C 32 hole
Tires: Matrix CD-6K Kevlar casing 700 x 18c
Freewheel: Dura Ace B-speed 12 x 21
Chain: Shimano
Pedals: Shimano Clipless
Handlebars: Modolo Anatomical
Stem: Modolo Forged Alloy Silver
Seat Post: American Classic
Saddle: Sella Italia Turbo



CAMPAGNOLO ATHENA GROUP
Wheel System:
Hubs: Campagnolo Athena
Rims: Matrix 6061 T6 Aerodynamic ISO-C 32 hole
Tires: Matrix CD 5 700 x 20
Freewheel: Shimano 5000 13 x 27 7-speed
Chain: Shimano
Pedals: LOOK model 66
Handlebars: Modolo Anatomical
Stem: Modolo Forged Alloy Silver
Seat Post: American Classic
Saddle: Vetta Gel Racing



SANTE GROUP
Wheel System:
Hubs: Sante 7-speed
Rims: Matrix ISO C 700C Hard Anodized Alloy
Tires: Matrix CD 5 700 x 20
Freewheel: Sante 13 x 24 7-speed
Chain: Shimano 600 Uniglide
Pedals: LOOK model 66
Handlebars: SR CTB Alloy
Stem: SR FX
Seat Post: American Classic
Saddle: Vetta Racing



SUPERBE PRO
Wheel System:
Hubs: Matrix sealed 32 hole QR
Rims: Matrix ISO C 700C Hard Anodized Alloy
Tires: Matrix CD-5 700 x 20c with Kevlar bead
Freewheel: SunTour WF-7000 12-21 7-speed
Chain: SunTour New-Z Silver and Black
Pedals: Not supplied
Handlebars: CR Custom Alloy 390mm
Stem: SR FX-100 Forged Aero Alloy
Seat Post: American Classic Alloy
Saddle: Vetta New No. 200 Racing



SUNTOUR GPX GROUP
Wheel System:
Hubs: SunTour GPX
Rims: Matrix 6061 T6 Aerodynamic ISO C 32 hole
Tires: Matrix CD 4 700 x 20
Freewheel: SunTour 13 x 24 7-speed
Chain: SunTour GPX UL
Pedals: LOOK model 66
Handlebars: SR CTB 390
Stem: SR FX
Seat Post: Strong Alloy Micro-Adjust
Saddle: Vetta Gel Racing