

SPECIALIZED®

1 9 8 9
b i c y c l e s



HandRock

1 9 8 9

FRAME: CrMo straight gauge tubing, Hi-ten chainstays and seatstays, STR seat tube reinforcement, investment cast seat collar, new double taper seatstays, forged dropouts with eyelets. Braze-ons: two waterbottle bosses, rear rack mounts, brake bosses, all cable guides and stops

FORK: Specialized Unicrown, CrMo blades and steerer

DERAILLEURS: SunTour XCM 3040

SHIFTERS: SunTour XCM 3040 Index Control

CRANKSET: Sugino AC-110, black Bionic chainrings, 28x38x48, crank lengths sized to frame

BOTTOM BRACKET: Sealed mechanism, CrMo spindle

PEDALS: MKS G8000

FREEWHEEL: SunTour 13-16-19-22-26-30

CHAIN: DID, black

HANDLEBAR: Flat Bulge bar, 5° bend, satellite finish

STEM: Specialized TIG CrMo, black, internal cable routing, sized to frame, 40° rise

HEADSET: Precision steel

BRAKES: Dia-Compe 983 cantilevers, oversize cables in lined housing, (Ladies and 15" size - Dia-Compe 990 under chainstays)

SADDLE: Specialized ATB Comfort

SEATPOST: 300mm, satellite finish

HUBS: Alloy, sealed mechanism, 36 hole, QR front

RIMS: Weinmann 422, 36 hole, silver anodized

TIRES/TUBES: Specialized Crossroads™II, 26x1.5, Schraeder tube

SIZES: 15, 17, 19.5, 21.5 22.5, 18" ladies

COLORS: Red or Nice Blue



HandRock Comp

1 9 8 9

FRAME: CrMo straight gauge tubing, CrMo chainstays and seatstays, STR seat tube reinforcement, investment cast seat collar, double taper seatstays, forged dropouts with eyelets. Braze-ons: two waterbottle bosses, rear rack mounts, brake bosses, all cable guides and stops

FORK: New Specialized Direct-Drive Unicrown, CrMo steerer and oversize CrMo blades

DERAILLEURS: SunTour XCE 4050

SHIFTERS: SunTour XCE 4050 Index Control

CRANKSET: Sugino AC-110, black Bionic chainrings, 28x38x48, crank lengths sized to frame

BOTTOM BRACKET: Sealed mechanism, CrMo spindle

PEDALS: MKS G8000

FREEWHEEL: SunTour 13-16-19-22-26-30

CHAIN: DID, black

HANDLEBAR: Flat Bulge bar, 5° bend, satellite finish

STEM: Specialized TIG CrMo, black, internal cable routing, sized to frame, 24° rise

HEADSET: Precision steel

BRAKES: Dia-Compe 983 cantilevers, oversize cables in lined housing

SADDLE: Specialized ATB

SEATPOST: 300mm, satellite finish

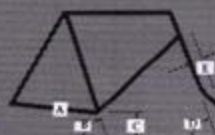
HUBS: Sanshin, sealed mechanism, 36 hole, QR front

RIMS: Araya MP-22, 36 hole, silver anodized

TIRES/TUBES: Specialized Hardpack™, 26x2.2, Schraeder tube


SIZES: 17, 19.5, 21.5

COLORS: Burgundy or Ivory/Magenta



	HANDROCK	COMP
A	Chainstay Length	16.9"
B	Seat Tube Angle	73°
C	Bottom Bracket Height	11.6"
D	Head Tube Angle	70°
E	Fork Rake	1.75"





Rocket Hopper

1 9 8 9

FRAME: CrMo triple butted tubing, CrMo chainstays and seatstays, STR seat tube reinforcement, investment cast seat collar, double taper seatstays, forged dropouts with eyelets. Braze-ons: two waterbottle bosses, rear rack mounts, brake bosses, all cable guides and stops

FORK: New Specialized Direct-Drive Unicrown, CrMo steerer and oversize CrMo blades

DERAILLEURS: Shimano Mountain LX, S.I.S.

SHIFTERS: Shimano Mountain LX, S.I.S.

CRANKSET: Shimano Mountain LX, black Biopace HP chainrings 28x38x48, crank lengths sized to frame

BOTTOM BRACKET: Shimano Mountain LX, sealed mechanism

PEDALS: MKS G8000 with Specialized MountainClips, straps and MKS toe spins

FREEWHEEL: Shimano Mountain LX, Hyperglide cassette, 7 spd 13-15-17-20-23-26-30

CHAIN: Shimano Hyperglide

HANDLEBAR: Flat bulge bar, 5° bend, black

STEM: Specialized TIG CrMo, black, internal cable routing, sized to frame, 24° rise

HEADSET: Tange SE II, sealed mechanism

BRAKES: Shimano Mountain LX cantilevers, oversized cables in lined housings, Mountain LX SLR levers

SADDLE: Specialized ATB

SEATPOST: Strong, alloy 300mm

HUBS: Shimano Mountain LX freehub, 36 hole, sealed mechanism, QR front / rear

RIMS: Araya MP-22, 36 hole, silver anodized

TIRES/TUBES: Specialized Crossroads™ II 26 x 1.95, Schraeder tube

SIZES: 17, 19.5, 21.5

COLORS: Gray or Ivory/B.B. Blue



Rocket Hopper Comp

1 9 8 9

FRAME: CrMo triple butted tubing, CrMo chainstays and seatstays, STR seat tube reinforcement, investment cast seat collar, double taper seatstays, forged dropouts with eyelets. Braze-ons: two waterbottle bosses, rear rack mounts, brake bosses, all cable guides and stops

FORK: New Specialized Direct-Drive Unicrown, CrMo steerer and oversize CrMo blades

DERAILLEURS: Shimano Deore II, S.I.S.

SHIFTERS: Shimano Deore II, S.I.S.

CRANKSET: Shimano Deore II, Biopace HP chainrings 28x38x48, crank lengths sized to frame

BOTTOM BRACKET: Shimano Deore II, sealed mechanism

PEDALS: MKS G8000 with Specialized MountainClips, straps and MKS toe spins

FREEWHEEL: Shimano Deore II, Hyperglide cassette, 7 spd 13-15-17-20-23-26-30

CHAIN: Shimano Hyperglide

HANDLEBAR: Specialized Team Bar, 5° bend, black anodized

STEM: Specialized TIG CrMo, black, internal cable routing, sized to frame, 24° rise

HEADSET: Tange SE II, sealed mechanism

BRAKES: Shimano Deore II cantilevers, oversized cables in lined housings, Deore II SLR 4 finger levers (Deore II U-brake under chainstays on 15" size)

SADDLE: Specialized ATB

SEATPOST: Strong, alloy 300mm

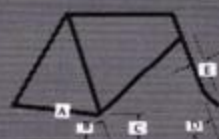
HUBS: Shimano Deore II freehub, 32 hole, QR front / rear

RIMS: Specialized GX-26, gray anodized, 32 hole, Wheelsmith 14g stainless spokes

TIRES/TUBES: Specialized Hardpack™ 26 x 2.2, Schraeder tube

SIZES: 15, 17, 19.5, 21.5, 22.5

COLORS: Yellow, or Ivory/Safety Blue



	ROCKETHOPPER	COMP
A Chainstay Length	16.9"	16.9"
B Seat Tube Angle	73°	73°
C Bottom Bracket Height	11.6"	11.6"
D Head Tube Angle	70.5°	70.5°
E Fork Rake	1.75"	1.75"





Stump Jumper

1 9 8 9



Stump Jumper Comp

1 9 8 9

FRAME: CrMo triple butted tubing, CrMo chainstays and seatstays, STR seat tube reinforcement, investment cast seat collar, double taper seatstays, forged dropouts with eyelets. Braze-ons: two waterbottle mounts, brake bosses, all cable guides and stops

FORK: New Specialized Direct-Drive Unicrown, CrMo steerer and oversize CrMo blades

DERAILLEURS: Shimano Deore II, S.I.S.

SHIFTERS: Shimano Deore II, S.I.S.

CRANKSET: Shimano Deore II Biopace HP chainrings, 28x38x48, crank lengths sized to frame

BOTTOM BRACKET: Shimano Deore II, sealed mechanism

PEDALS: Shimano Deore II with Specialized MountainClips and straps

FREEWHEEL: Shimano Deore II Hyperglide cassette, 7 spd. 13-15-17-20-23-26-30

CHAIN: Shimano Hyperglide

HANDLEBAR: Specialized Team Bar, 5° bend, black anodized

STEM: Specialized TIG CrMo, black, internal cable routing, sized to frame, 24° rise

HEADSET: Specialized SV-2, compact, sealed mechanism

BRAKES: Shimano Deore II cantilevers, oversize cables in lined housing, Deore II SLR 4 finger levers

SADDLE: Selle Italia Turbo, black leather

SEATPOST: Strong, alloy 300mm

HUBS: Shimano Deore II freehub, 32 hole, QR front/rear

RIMS: Specialized GX-23, gray anodized, 32 hole, WheelSmith 14g stainless spokes

TIRES/TUBES: Specialized Ground Control™, 26 x 1.95, Schraeder tube

SIZES: 17, 19.5, 20.5, 21.5, 22.5

COLORS: Magenta/Green or Ivory/Burgundy

FRAME: Tange CrMo double butted tubing, CrMo chainstays and seatstays, STR seat tube reinforcement, double taper seatstays, vertical forged dropouts with eyelets. Braze-ons: two waterbottle mounts, brake bosses, all cable guides and stops

FORK: New Specialized Direct-Drive Unicrown, CrMo steerer and oversize CrMo blades

DERAILLEURS: Shimano Deore-XT II, S.I.S.

SHIFTERS: Shimano Deore-XT II, S.I.S.

CRANKSET: Shimano Deore-XT II Biopace HP chainrings, 28x38x48, crank lengths sized to frame

BOTTOM BRACKET: Shimano Deore-XT II, sealed mechanism

PEDALS: Shimano Deore-XT II Comp, Specialized MountainClips and straps

FREEWHEEL: Shimano Deore-XT II Hyperglide cassette, 7 spd. 13-15-17-20-23-26-30

CHAIN: Shimano Deore-XT II Hyperglide

HANDLEBAR: Specialized Team Bar, 5° bend, black anodized

STEM: Specialized TIG CrMo, black, internal cable routing, sized to frame, 10° rise

HEADSET: Specialized SV-2, compact, sealed mechanism

BRAKES: Shimano Deore-XT II cantilevers, oversize cables in lined housing, Deore-XT II SLR 4 finger levers

SADDLE: Selle Italia Turbo, black leather

SEATPOST: Strong, alloy 300mm

HUBS: Shimano Deore-XT II freehub, 32 hole, QR front/rear

RIMS: Specialized GX-23, gray anodized, 32 hole, WheelSmith 14g stainless spokes

TIRES/TUBES: Specialized Ground Control™, 26 x 1.95, Schraeder tube

SIZES: 17, 19.5, 20.5, 21.5, 22.5

COLORS: Black with Purple Pearl or White with Gold Pearl



	STUMP JUMPER	COMP
A Chainstay Length	16.9"	16.9"
B Seat Tube Angle	73°	73°
C Bottom Bracket Height	11.6"	11.6"
D Head Tube Angle	70.5°	70.5°
E Fork Rake	1.75"	1.75"





Team Stump Jumper

1 9 8 9

FRAME: Tange Prestige main tubes, CrMo chainstays and seatstays, STR seat tube reinforcement, double taper seatstays, forged dropouts. Braze-ons: two waterbottle mounts, brake bosses, all cable guides and stops

FORK: New Specialized Direct-Drive Unicrown, CrMo steerer and oversize CrMo blades

DERAILLEURS: Shimano Deore-XT II, S.I.S.

SHIFTERS: Shimano Deore-XT II, S.I.S.

CRANKSET: Shimano Deore-XT II Biopace HP chainrings, 28x38x48, crank lengths sized to frame

BOTTOM BRACKET: Shimano Deore-XT II, sealed mechanism

PEDALS: Shimano Deore-XT II Comp, Specialized MountainClips and straps

FREEWHEEL: Shimano Deore-XT II Hyperglide cassette 7 spd., 12-14-16-18-21-24-28

CHAIN: Shimano Deore-XT II Hyperglide

HANDLEBAR: Specialized Team Bar, 5° bend, black anodized

STEM: Specialized TIG CrMo, black, internal cable routing, sized to frame, 10° rise

HEADSET: Specialized SV-2, compact, alloy, sealed mechanism

BRAKES: Shimano Deore-XT II cantilevers, oversize cables in lined housing, Deore-XT II SLR 4 finger levers

SADDLE: Selle Italia Turbo, black leather

SEATPOST: Strong, alloy 300mm

HUBS: Shimano Deore-XT II freehub, 32 hole, QR front / rear

RIMS: Specialized GX-23, gray anodized, 32 hole, Wheelsmith 14g stainless spokes

TIRES/TUBES: Specialized Ground Control™, 26 x 1.95, Schraeder tube

SIZES: 17, 19.5, 20.5, 21.5, 22.5

COLORS: Ivory/Mike's Magenta or Ivory/Gray with Pearl



Rock Combo

1 9 8 9

FRAME: CrMo triple butted tubing, CrMo chainstays and seatstays, STR seat tube reinforcement, investment cast seat collar, double taper seatstays, forged dropouts with eyelets. Braze-ons: two waterbottle bosses, rear rack mounts, brake bosses, all cable guides and stops

FORK: New Specialized Direct-Drive Unicrown, CrMo steerer and oversize CrMo blades

DERAILLEURS: SunTour XCD-6000 Accushift

SHIFTERS: Suntour Bar-con, Accushift

CRANKSET: Specialized ST-2, black chainrings, 28x38x48, crank lengths sized to frame

BOTTOM BRACKET: Specialized CB-2, sealed mechanism

PEDALS: SR MTP-126 with Specialized MountainClips and straps

FREEWHEEL: SunTour XCD 7 spd. ultra cassette 13-15-17-20-23-26-30

CHAIN: DID Index 7, black

HANDLEBAR: New Specialized ATB drop bar

STEM: Specialized MTB-3 cold forged alloy, black, sized to frame

HEADSET: Specialized SV-2, compact, sealed mechanism

BRAKES: Dia-Compe 984D cantilevers, oversized cables in lined housing, SunTour GPX BRS aero levers

SADDLE: Selle Italia Turbo, black leather

SEATPOST: Strong, alloy 300mm

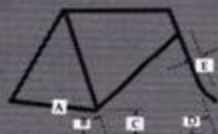
HUBS: SunTour XCD-6000 cassette, 32 hole, QR front / rear

RIMS: Specialized GX-23, gray anodized, 32 hole, Wheelsmith 14g stainless spokes

TIRES/TUBES: Specialized Hardpack™, 26 x 1.5, Schraeder tube

SIZES: 17, 19.5, 22

COLORS: White with Gold Pearl or Ivory/Turquoise



	SJ TEAM	ROCKCOMBO
A	Chainstay Length	16.9"
B	Seat Tube Angle	73°
C	Bottom Bracket Height	11.6"
D	Head Tube Angle	71°
E	Fork Rake	1.75"





SIRRUS

1 9 8 9

FRAME: CrMo double butted tubing, CrMo chainstays and seatstays, investment cast lugs, Shimano EF forged drop-outs. Braze-ons: two waterbottle mounts, chain hanger, pump peg, all cable guides and stops

FORK: Specialized Unicrown with CrMo blades and steerer

DERAILLEURS: Shimano 105 S.I.S.

SHIFTERS: Shimano 105 S.I.S.

CRANKSET: Shimano 105, Biopace chainrings 42x52, crank lengths sized to frame

BOTTOM BRACKET: Specialized CB-2E sealed mechanism

PEDALS: Shimano 105 with Cateye toeclips and Specialized straps

FREEWHEEL: Shimano 105 7 spd. cassette, 13-14-15-17-19-21-23

CHAIN: Shimano Uniglide, black

HANDLEBAR: Specialized Model I sized to frame

STEM: Specialized alloy, silver anodized, sized to frame

HEADSET: Tange SE-II steel, sealed mechanism

BRAKES: Shimano 105 Linear Response, short reach, aero levers

SADDLE: Selle Italia Turbo, black leather

SEATPOST: Strong, alloy

HUBS: Shimano 105 freehub, 32 hole, quick release

RIMS: Wolber GTX, 700C, 32 hole, gray anodized, WheelSmith 14g stainless spokes

TIRES/TUBES: Specialized Turbo™/LS, 700x25C, presta tube

SIZES: 43, 48, 51, 54, 56, 58, 61cm

COLORS: White with Gold Pearl or Ivory/Burgundy

ALLEZ

1 9 8 9

FRAME: CrMo double butted tubing, CrMo chainstays and seatstays, investment cast lugs, Shimano EF forged drop-outs. Braze-ons: two waterbottle mounts, chain hanger, pump peg, all cable guides and stops

FORK: Specialized Unicrown with CrMo blades and steerer

DERAILLEURS: SunTour GPX

SHIFTERS: SunTour GPX, Index Control

CRANKSET: SunTour GPX, 38x52, crank lengths sized to frame

BOTTOM BRACKET: SunTour GPX, sealed mechanism

PEDALS: SunTour GPX with Cateye toeclips, Specialized straps

FREEWHEEL: SunTour 7 spd. Ultra, 13-14-15-16-17-19-21

CHAIN: SunTour GPX

HANDLEBAR: Specialized Model I, sized to frame

STEM: Specialized alloy, black anodized, sized to frame

HEADSET: Tange SE-II, steel, sealed mechanism

BRAKES: SunTour GPX, short reach, aero BRS levers

SADDLE: Selle Italia Turbo, black leather

SEATPOST: Strong, alloy

HUBS: SunTour GPX, 32 hole, quick release

RIMS: Wolber GTX, 700C, 32 hole, gray anodized, WheelSmith 14g stainless spokes

TIRES/TUBES: Specialized Turbo™/LS, 700x25C, presta tube

SIZES: 43, 48, 51, 54, 56, 58, 61cm

COLORS: Red or Ivory/Nice Blue



	SIRRUS	ALLEZ
A Chainstay Length	16.2"	16.2"
B Seat Tube Angle	73°	73°
C Bottom Bracket Height	10.6"	10.6"
D Head Tube Angle	74°	74°
E Fork Rake	1.5"	1.5"





ALLEZ EPIC

1 9 8 9

FRAME: Oversize 8 tube carbon fiber frame, carbon fiber main tubes, chainstays and seatstays, aluminum lugs, stainless rear dropouts, bonded construction. Braze-ons: two waterbottle mounts, brake bosses, pump peg, all cable guides and stops

FORK: Specialized alloy Unicrown

DERAILLEURS: Shimano 600 Ultegra, S.I.S.

SHIFTERS: Shimano 600 Ultegra, S.I.S.

CRANKSET: Shimano 600 Ultegra, Biopace, gray finish chainrings 42x52, crank lengths sized to frame

BOTTOM BRACKET: Shimano 600 Ultegra, sealed mechanism

PEDALS: Shimano 600 Ultegra, Cateye toeclips, Specialized straps

FREEWHEEL: Shimano 600 Ultegra, 7 speed cassette, 13-14-15-17-19-21-23

CHAIN: Shimano Uniglide, black

HANDLEBAR: Specialized Model I, sized to frame

STEM: Specialized S-2alloy, black anodized, sized to frame

HEADSET: Shimano 600 Ultegra, sealed mechanism

BRAKES: Shimano 600 Ultegra Linear Response, short reach, recessed bolts, aero levers

SADDLE: Selle Italia Turbo, black leather

SEATPOST: Strong 230mm, alloy

HUBS: Shimano 600 Ultegra freehub, 32 hole, quick release

RIMS: Wolber GTX, 700C, 32 hole, gray anodized, WheelSmith 14g stainless spokes

TIRES/TUBES: Specialized Turbo™/LS, 700x25C, presta tube

SIZES: 50, 52, 54, 56, 58, 60cm

COLORS: Carbon



ALLEZ DURA-ACE EPIC

1 9 8 9

FRAME: Oversize 8 tube carbon fiber frame, carbon fiber main tubes, chainstays and seatstays, aluminum lugs, stainless rear dropouts, bonded construction. Braze-ons: two waterbottle mounts, brake bosses, pump peg, all cable guides and stops

FORK: Specialized alloy Unicrown

DERAILLEURS: Shimano Dura-Ace, S.I.S.

SHIFTERS: Shimano Dura-Ace, S.I.S.

CRANKSET: Shimano Dura-Ace, Biopace, chainrings 42x52, crank lengths sized to frame

BOTTOM BRACKET: Shimano Dura-Ace, sealed mechanism

PEDALS: Shimano Dura-Ace, clipless

FREEWHEEL: Shimano Dura-Ace, 7 speed cassette, 13-14-15-17-19-21-23

CHAIN: Shimano Dura-Ace, silver

HANDLEBAR: Specialized Model I, sized to frame

STEM: Specialized S-2 alloy, black anodized, sized to frame

HEADSET: Specialized alloy, sealed mechanism

BRAKES: Shimano Dura-Ace Linear Response, short reach, recessed bolts, aero levers

SADDLE: Selle Italia Turbo, black leather

SEATPOST: Shimano Dura-Ace, 230mm, alloy

HUBS: Shimano Dura-Ace freehub, 32 hole, quick release

RIMS: Mavic Open 4CD, 700C, 32 hole, gray anodized WheelSmith 14-15g butted stainless spokes

TIRES/TUBES: Specialized Turbo™/VS, 700x25C, presta tube

SIZES: 50, 52, 54, 56, 58, 60cm

COLORS: Carbon



	EPIC	EPIC DURA-ACE
A Chainstay Length	16.2"	16.2"
B Seat Tube Angle	74°	74°
C Bottom Bracket Height	10.6"	10.6"
D Head Tube Angle	74°	74°
E Fork Rake	1.5"	1.5"



1989 SPECIALIZED BICYCLES

NEW FEATURES

For 1989, Specialized widens the performance/value gap over the competition. We've added features that make a difference; the reason Specialized bicycles can be counted on when high performance is the goal.

The entire line has been refined even further, and each model utilizes the latest new components from Shimano and SunTour. We've built upon our proven track record to produce the best Specialized bicycles ever for 1989.

New RockCombo

The new RockCombo on/off-road bicycle is virtually the perfect bike. The ideal bike for all tastes, the RockCombo lets you ride to where you want to ride. It's fast on the road, and at home in the dirt. Steeper angles and drop bars mean super agile handling. Tire clearances were designed for 1.25 to 2.2 widths too. Shifting is smooth and convenient with SunTour's XCD-6000 Accushift derailleurs with new indexed bar-con shifters

New 1989 Off-Road Features

(See individual model specifications for which features apply.)

Investment Cast Seat Collar

- Helps prevent damage to seat collar from overtightening.
- Hite-Rite compatible with flat top surface.

Double Taper Seatstays

- Helps prevent stay bowing and cantilever stud twist.
- Puts the beef where it is needed under cantilever studs.
- Provides more control while braking.
- Featured on all MTB models.

Direct Drive Fork

- More comfortable ride; absorbs shock.
- 12% (1/4 pound) lighter.
- Oversize 18mm tubing at dropouts eliminates fork blade twist.
- 1.75" rake for more precise handling.
- Featured on all MTB models (except Hardrock).

New Hardrock/Hardrock Comp

For 1989, we've diversified the Hardrock. The original Hardrock satisfies the entry level mountain biker and adds a touch of high performance. With features like SunTour index shifting, flat bars and even a CrMo stem with internal cable routing, the Hardrock will retail at the affordable price point you've been asking for.

The new Hardrock Comp gets serious with fat tires, full CrMo frame, and smooth shifting SunTour XCE drivetrain. The Hardrock Comp offers a true off-road ride for the more aggressive entry level rider, at a popular price.

Allez Epic Dura-Ace

This year, the carbon fiber Allez Epic is available in two different component configurations; Shimano 600 Ultegra and Dura-Ace seven speed. In addition, the Allez Epic will be available as a frameset later in the season.

New Geometries (Beginning with Rockhopper)

- Longer top tubes for better balance and weight distribution.
- More agile handling with new 70.5° head angle.

New Dropouts

- Stronger front dropouts resist fork flex.
- Rear dropouts designed specifically for index shifting systems.

Cantilever Brakes

- Cantilevers front and rear on entire MTB line (except ladies and 15" models).
- Less weight than "U" or cam brakes.
- Split housing reduces performance robbing housing compression.
- New cold forged alloy cable hanger assists braking power
- Slotted stops for easy cable maintenance
- Takes less time to adjust than other brakes.
- New cantilever designs offer superior stopping power and cleaner running in mud.

Performance Wheels

- 32 Spoke wheels for less weight (beginning with Rockhopper Comp).
- New lighter GX-23 rim for quicker acceleration (beginning with Stumpjumper).
- Wheelsmith spokes for added strength (beginning with Rockhopper Comp).
- Fat tires provide traction needed for real off-road riding (beginning with Hardrock Comp).
- All models use 26" wheels on all sizes.

ELLIS BRIGGS LTD.

18 Otley Road,
Shipley, West Yorks.
Tel: (0274) 583221

Distributed by

CARATTI SPORT LTD

Unit 49, Waverley Road
Beeches Industrial Estate Yate
Bristol BS17 5QZ, U.K.

Tel: 0454-273733 - Freephone: 0800-373500

Specifications subject to change.
© 1988 Specialized Bicycle Components

