



1989
cannondale

Cannondale is a small community on the banks of the Norwalk River in Wilton, CT. We adopted the Cannondale name shortly after we began operations at the Cannondale train station in 1970. Calling to order our first telephone from the pay phone by the station, Peter Meyers was asked what name the phone should be registered under. Unsure of what to say, Peter saw the Cannondale sign on the station and replied "The, ah, Cannondale Corporation."

While choosing Cannondale as our name results more from good luck than any grand inspiration, it has served us well during our 18 years in the cycling industry. Our name reflects the pride we feel in our roots — not only our roots in a small Connecticut village, but also our roots in the hill country of central Pennsylvania where our factory is located. And it also reflects our pride in our larger heritage as an American manufacturer.

It has been, and continues to be, our mission to translate that pride and heritage into quality, state-of-the-art cycling products that represent a lasting value. Products that we're proud to sell and equally proud to use. We're cyclists ourselves, riding over 60,000 miles last year alone, and we demand the same things in a product that you do: fine craftsmanship, superior performance and enduring quality.

And because our commitment doesn't end when a product leaves our factory, we back everything we make with this lifetime promise: If for any reason, at any time, you are less than 100% satisfied with your Cannondale product we will replace it or repair it free of charge.

We hope you enjoy our 1989 catalog. It features only a part of the entire Cannondale line of bicycling products. And should you have any questions about our products, or want to know the name of your local Cannondale retailer, give us a call on our toll-free hotline: 1 800 BIKE USA. We'd love to hear from you.

Photo by Steven C. Wyness



Cannondale Clothing: Our Commitment To Quality Doesn't End With An Attractive Design.

At Cannondale, we produce cycling clothing that satisfies the demands of cycling without neglecting the aesthetics of fashion. Clothing that improves your performance and still looks fantastic. While we pay careful attention to colors and color combinations, we're even more particular about how the crotch liner in our six-panel short performs. Is it too wide? Is it too narrow? Does it begin to chafe after sixty miles? Does it wear out after six hundred? We spent over 4,000 hours in the saddle last year, riding over all kinds of terrain in all kinds of weather, so we know that function comes first when designing cycling clothing.

Six-panel design is sculpted to the curves of a cyclist's body for a superior anatomical fit.

Absorbent front terry panel adds extra support.

Four-way stretch, 5.8 oz. nylon Lycra® is comfortable, supportive and moves easily with your body.



Non-chafing, Y-cut™ Microsuede™ liner is backed by an additional foam layer for all-day saddle comfort.

Soft-grip™ silicone elastic thigh bands comfortably prevent bunching while pedaling.

What You Don't See Is What You Get.

Each item of Cannondale clothing comes with more things you can't see than things you can. While fabric, stitching, and cut are plainly visible on our eight-panel shorts, it's impossible to see the four different waistbands we rejected. There's no way to show the hundreds of miles we spent testing new tights designs. And unless you're willing to pull apart one of our training jackets, you can't see the double-stitched, bar tacked reinforcement in critical stress areas.

Looking good is fun, but it's only half the battle. Comfort, performance, and durability count for at least as much with serious cyclists. Cannondale clothing lets you have it all.

Men's Six-Panel Shorts (M830)

A Great Garment Starts with a Great Design and Ends with the Right Fabric.

A summer bicycle jersey, for example, needs to protect you from the wind and sun, while keeping you cool, dry and comfortable. We've found through miles of testing that Coolmax* is unbeatable for providing these benefits. Combined with the smart design of our knit jersey, Coolmax really beats the heat of our humid New England summers. **CoolMax**

Men's Coolmax Knit Jersey (M894).

Imagine a cycling jersey with the comfort of your favorite polo shirt that keeps you dry and cool in a wind shearing, handsome design. That's just what you'll find in our new Coolmax knit jersey. Coolmax is engineered by Du Pont for superior wicking and evaporation properties. We've combined this lightweight, supple fabric with natural cotton in an attractive pique knit to give you a unique blend of comfort and performance. Its anatomical cut is made for down-on-the-drops, serious cycling. With our Turbo Wedge panels it's fast fashion that's cool to the max.

Colors: Vibrant blue with jungle green wedge, White with red wedge, White with blue wedge
Sizes: S, M, L, X

Men's Turbo Shorts (M711).

Like many of us, national sales manager Dan Alloway has evolved from a 200 mile a week rider to an enthusiast who looks at his racing bike as an under-utilized ticket to freedom. Whether escaping for a lunch-time ride or slipstreaming with friends on the weekend, Danno wears Turbo shorts because they offer the same high-performance features as our six-panel shorts (see page three), but have a twist of flash that black Lycra® alone just can't match.

Colors: Spanish crush front and back, with vibrant blue wedge; Spanish crush front and back with red wedge; Vibrant blue front, jungle green wedge, ebony back; Ultramarine front, magenta wedge, ebony back

Sizes: S, M, L, X

* DuPont Certification Mark for Fabrics



M711

Men's Eight-Panel Shorts (C543). Pat Dignan of our bicycle product management department logs over 5,000 miles a year testing new designs and training for races. He wears this short because the eight-panel tailoring and heavy weight 7 oz. nylon Lycra® provide the fit needed for all-day spinning. Our Y-cut™ Ultrasuede™ liner with foam backing is smooth, supple and doesn't chafe. Soft-grip™ silicone elastic thigh bands gently hold the shorts in place to prevent bunching. This is a high-performance short for serious cycling.

Colors: Ebony, Vibrant blue

Sizes: S, M, L, X

*Cannondale logo available on M830.

Natural Blend Shorts (C671). We've woven cotton into a poly/Lycra® blend to create these two-panel shorts that eastern sales representative John Guyton loves for their breathable comfort and handsome appearance. John's no speed demon, but he manages to log 4,000 miles a year on recreational rides and year-round commuting, so he also appreciates the cushiony Sport Fleece liner.

Colors: Ebony

Sizes: S, M, L, X

Men's and Women's Two-Panel Shorts (C675). We combine the sculpted fit of our two-panel design and the comfort of four-way stretch nylon Lycra®, so you can enjoy the freedom of unrestricted pedaling. And our Sport Fleece liner provides a soft, cushiony layer between you and the saddle. If you've never ridden cycle shorts before, you've got to try them on and see for yourself how comfortable they are.

Colors: Ebony, Vibrant blue

Sizes: S, M, L, X

Unisex Cross-Training Shorts (C998). Cannondale president Ted Kutumbos is attacking his 41st year, so he likes to combine his cycling with weight-training. He prefers these new shorts, which let him go comfortably from the rowing machine to the saddle of his SR900. Like all Cannondale shorts, they use four-way stretch nylon Lycra® to provide freedom of movement. And the thin, non-chafing Hourglass™-cut poly-fleece liner provides a soft, protective layer that doesn't restrict other athletic activities.

Colors: Ebony

Sizes: S, M, L, X

Men's Six-Panel Shorts (M830). A no-nonsense cycling short that doesn't compromise performance. We've highlighted the key advantages of this short on page three. But words alone don't accurately describe the comfort you'll feel wearing our six-panel shorts, whether you're riding 10 miles or 100.

Colors: Ebony, Vibrant blue, Ebony with Cannondale logo, Spanish crush

Sizes: S, M, L, X



**MEN'S
SUMMER WEAR**

Because a Woman Shouldn't Have to Look Like One of the Guys.


When we first began making high-performance cycle wear, we offered a "unisex" line tailored primarily towards a man's anatomy. While the line enjoyed immediate success with male cyclists, women found the fit left something to be desired: Even with stretch fabrics like Lycra®, it's impossible to properly fit one garment to both a man's and woman's body.

In 1985, we hired a Fashion Institute of Technology-trained apparel designer named Amy Garbers and turned her loose on our clothing line. "Unisex," and most of our existing apparel patterns, quickly went out the window. Working with world-class women cyclists like Connie Carpenter and the pattern-makers and production crew in our Bedford, Pennsylvania, plant, Amy developed new men's and women's clothing lines that combined our traditional quality with Amy's keen eye for fit, fashion and performance.

Amy has revised and expanded our women's line for 1989, putting together a kaleidoscope of color-coordinated shorts, jerseys, crop tops, and more. Each item is designed with the specific demands of both a woman's anatomy and cycling in mind. And whether it's the higher waist in our shorts, or the Coolmax®/Lycra® bra insert in our crop top, each is loaded with features that insure you won't look or feel like "one of the guys."



F895



F711

PCL Crop Top (F895). Enjoy the pure freedom of cycling in our new PCL crop top. It's got the soft, natural feel of our poly/cotton/Lycra® blend. Wide, non-chafing straps and criss-cross back support firmly without shoulder irritation. Our Coolmax®/Lycra® bra insert is soft, comfortable and supportive.

Colors: Ebony, Lavender Hectic Geometrics™

Sizes: S, M, L

Women's Turbo Shorts (F711). The personal favorite of clothing designer Amy Garbers. Amy is an active person who rides as part of an overall exercise program. She wears Turbo Shorts because they provide all the performance of our women's six-panel shorts but feature that dash of color that comes only from our Turbo Wedge™ side panels.

Colors: Lavender front, mint wedge, ebony back; Spanish crush front and back with lavender wedge

Sizes: S, M, L

Women's PCL Sleeveless Jersey (F896). Cotton comfort and stylish looks in a thoroughbred bicycle jersey. Tapered front and long back provide a true cycling fit. Twin back pockets. Cut-away T-back maintains good support and shoulder freedom. The Coolmax®/Lycra® bra insert supports comfortably. And it's all wrapped up in our poly/cotton/Lycra® blend that's soft, breathable and quick drying to keep you cool and dry.

Colors: Lavender Hectic Geometrics™

Sizes: S, M, L

Women's PCL Shorts (F891). For the rider who wants the cottony softness of traditional athletic wear, we offer our new PCL shorts. We use a special blend of poly/cotton/Lycra® for its natural feel and four-way stretchability. Our gentle "Scrunch"™ waistband stylishly eliminates elastic discomfort. The cushiony poly-fleece liner features our Hourglass™-cut for comfort in the saddle. Soft-grip™ silicone elastic thigh bands prevent leg ride-up. And our Hectic Geometrics™ and Turbo Wedge™ side panels create the ultimate fast fashion statement.

Colors: Ebony with lavender Hectic Geometric™ wedge, Lavender Hectic Geometrics™ with ebony wedge

Sizes: S, M, L

Women's Six-Panel Shorts (F830). Women need the advantages of a high-performance cycling short as much as men do. That's the idea behind this full-featured short. It's made of four-way stretch, 5.8 oz. nylon Lycra® for true freedom of movement. Our Butterfly™-cut Microsuede™ liner has non-chafing seams designed specifically for women and combines with an additional foam layer for all-day saddle comfort. A soft, absorbent front terry panel provides extra support. Soft-grip™ silicone elastic thigh bands gently keep shorts in place. And, of course, the entire short is tailored to match a women's shape with a narrower and higher waist, slightly shorter legs and curved hips.

Colors: Ebony

Sizes: S, M, L

**WOMEN'S
SUMMER WEAR**



F896



F891



F830

Ride a Lot of Miles and You Learn the Value of Getting the Details Right.

Lycra garments, for instance, are actually a blend of nylon and

spandex that's mostly nylon. For durability, comfort and real four-way stretch, the nylon must work in harmony with the spandex. Zefsport® fabric with spandex brings out the best in these garments. Zefsport® is one of the details that make our Turbo Tights and six- and two-panel shorts cycling apparel you'll love to ride a lot of miles in.



Men's and Women's Turbo Tights. Four-way stretch, 5.8 oz. Zefsport® with spandex takes the nip out of the air without restricting your freedom. Drawstring waist and Soft-grip™ silicone elastic ankle bands stabilize the tights for the most active pedaling. Our Turbo side panel adds a wedge of color that makes fast look faster. And with men's and women's styles, you are assured of a great fit.

Men's Turbo Tights (M709).

Colors: Ebony; Spanish crush front and back with vibrant blue wedge; Spanish crush front and back with red wedge; Vibrant blue front, jungle green wedge, ebony back; Ultramarine front, magenta wedge, ebony back
Sizes: S, M, L, X

Women's Turbo Tights (F709).

Colors: Lavender front, mint wedge, ebony back; Spanish crush front and back with lavender wedge
Sizes: S, M, L

Zefsport® is a registered trademark owned by BASF Corporation.

Zefsport
FABRIC WITH SPANDEX



*Chris Bailey of Team Crest, 1988 Coors Classic.
Photo © 1988, Doug Lee*

What is the Most Important Component to Consider When Buying a Bicycle?

More than any other single component, your frame determines the performance of your bicycle. Does your frame turn to mush on sprints and climbs, or can it take your best and still challenge you for more? Does it turn the slightest bump into a jarring shock, or does your frame damp vibration, soaking it up so your body doesn't have to? The frame is the foundation of your bicycle, and

the performance of your bicycle is only as good as the performance of your frame.

That's why a Cannondale blows the doors off of any "comparably equipped" bike from another manufacturer. While others can follow our lead and use the same state-of-the-art components we use, they can't come close to matching our frame.

Lighter, More Efficient, More Comfortable

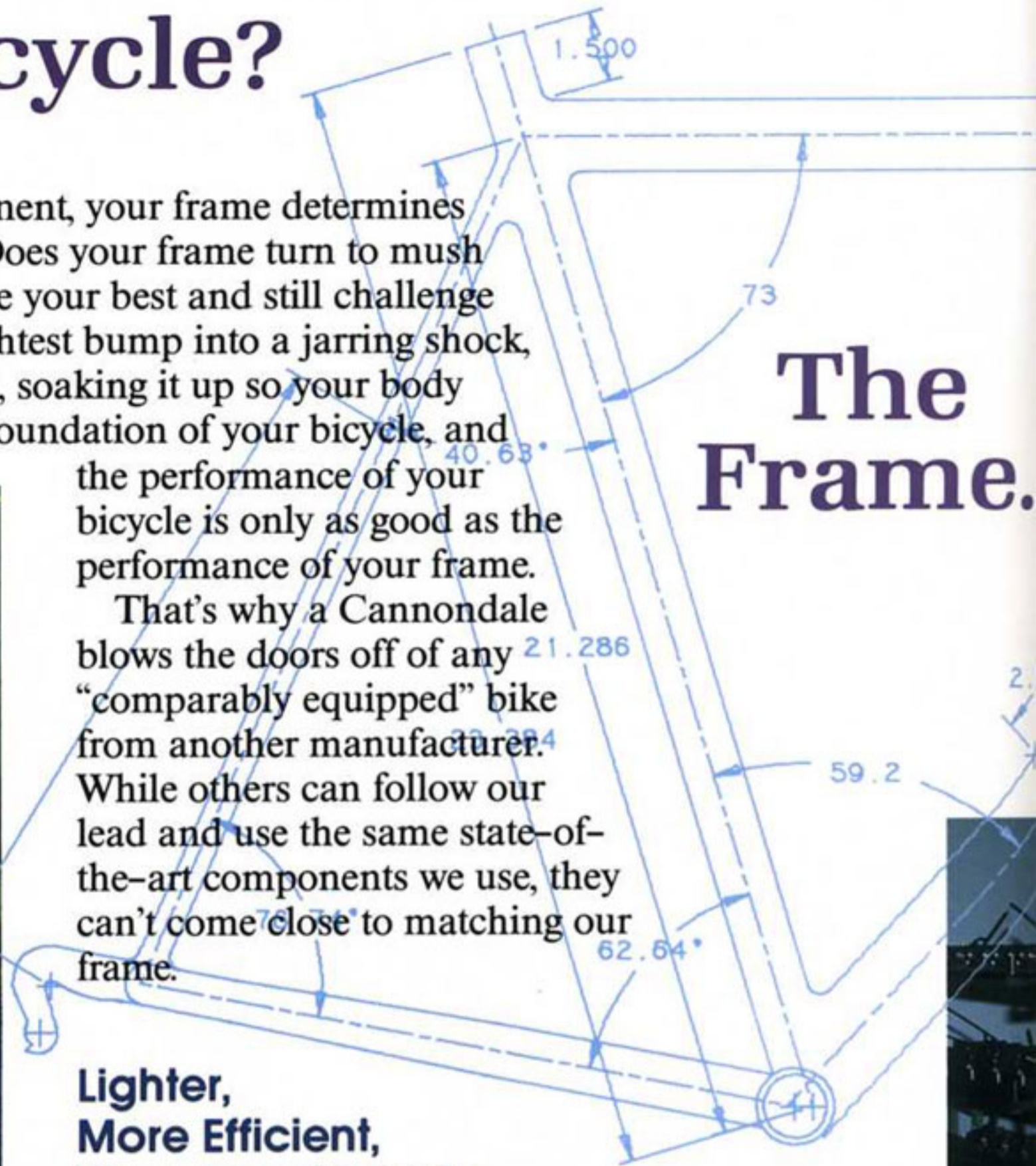
We use super-rigid, large diameter aluminum tubes to provide a combination of high-performance benefits not found on other frames of any material. Benefits like light weight. Some sizes weigh in at under three pounds, making the 3.0 Series the lightest high-performance frames in the world.

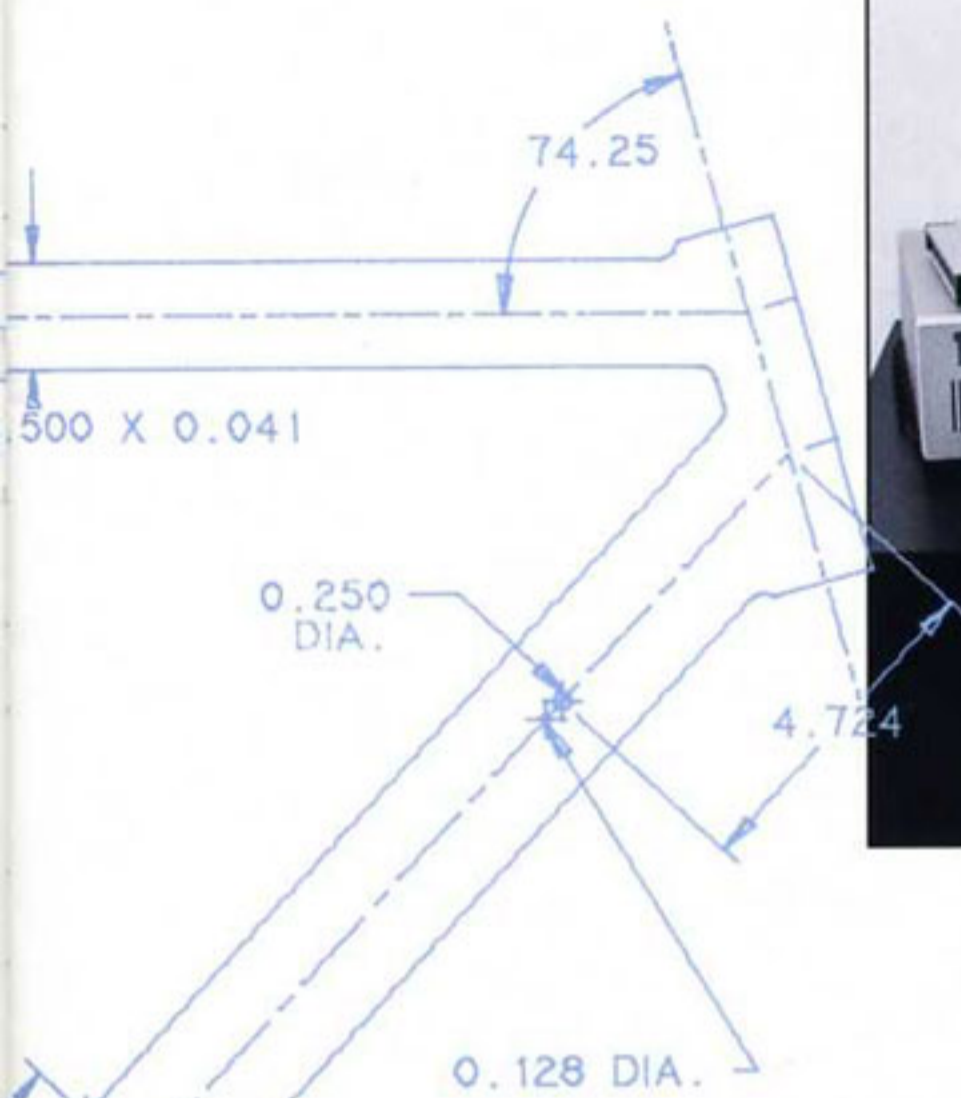
And they're tough. Our large diameter tubes give you a solidly efficient, virtually flex-free ride that doesn't wilt under pressure. And thanks to aluminum's unique ability to absorb road shock and the ultra light weight of our frames, an efficient ride is also a remarkably comfortable ride.

The Frame.



Photo by Bruce M. Alexander





*Almost-world-famous frame designer Dave Graham with the tools of the trade; the Computer Aided Design (CAD) system used to develop the new 3.0 Series frames.
Photo by Steven C. Wyness*

Designed by Cyclists, Built by Craftsmen

We understand what cyclists need in a frame because we're cyclists ourselves. Like you, we're out there questioning our sanity on frigid February mornings. We sweat through training rides on 100 degree August afternoons. And we've been known to sit back with a cold one after a gonzo day of mountain biking and swap lies about the World's Worst Face Plant.

We design our frames to meet our own demanding criteria for light weight, performance and comfort. And we know where to go to build them.

Our factory is in Bedford, Pennsylvania, a rural community about ninety miles southeast of Pittsburgh that still embraces the traditional American commitment to quality and craftsmanship. While other manufacturers have run to places like Taiwan, Korea and China in pursuit of cheap labor, we've refused. We believe you get what you pay for. Our skilled craftsmen build bicycles that you'll love to ride and be proud to own.

So what happens when you take a group of engineers who are serious cyclists, add a factory full of skilled craftsmen, and throw in six years of experience producing the world's finest aluminum bike frames?



*Quality control. Rick Valentine checking frames for proper alignment at our Bedford, Pennsylvania, factory.
Photo by Steven C. Wyness*

Introducing the New Cannondale 3.0 Series Frame.

When we introduced the first Cannondale aluminum bicycle six years ago, we started an alternate materials revolution and set a standard for quality, innovation, and value. Well, those standards have just been raised.

With computer-aided design technology and finite element analysis software (which allows us to construct hundreds of prototype frames on a computer and then test them for stiffness, comfort and weight), our engineers have developed a bicycle frame that gives you the three advantages every serious rider looks for:



1 The Lightest Possible Weight

The Cannondale 3.0 weighs less than any other high-performance frame in the world; less than three pounds on smaller sizes.

+1 The Greatest Possible Comfort

Our new aluminum fork,* new lighter frame, and redesigned rear triangle absorb road shock instead of transmitting it. The result is a better handling, more comfortable ride that greatly reduces rider fatigue.

+1 The Most Responsive Handling

The 3.0 offers a unique combination of quickness and stability, along with the same reassuring stiffness you've come to expect from a Cannondale.

3.0 It All Adds Up To Performance.

**available on selected models only.*

*International sales manager Scott Bell, caught stretching his lunch hour to 90 minutes. Weston, Connecticut.
Photo by Bruce M. Alexander*

THE CRITERIUM RACING FRAME



Beating The Competition On Paper...

Racing Frame Comparisons:

	Cannondale 3.0 Series	Trek 1400 Aluminum	Kestrel Composite	Schwinn Aluminum
Weight*	3.2	3.6	3.9	4.1
Comfort	Good	Good	Better	Good
Stiffness	Best	Good	Good	Better
Size	56cm	56cm	56cm	56cm

Mountain Bike Frame Comparisons:

	Cannondale 3.0 Series	Raleigh Chill	Specialized Stumpjumper	Trek 8000
Weight*	3.6	5.7	5.2	4.3
Comfort	Better	Good	Better	Better
Stiffness	Best	Better	Good	Better
Size	18"	19.5"	17"	19.5"

*In pounds, without fork.

...And In The Saddle.

While the numbers are impressive, it's performance that counts. Only a test ride can show how we totally dominate the competition where it really matters. On the road and on the trail. To arrange a test ride, call us for the name of your local Cannondale retailer at 1 800 BIKE USA.

When You Take Your Cycling This Seriously You Need Equipment That Won't Hold You Back.

Cannondale racing bikes offer everything you need to reach your full potential. When you're hammering on the pedals you want to know your muscle is pushing you forward and not flexing your frame, so we use large diameter tubes for stiffness and efficiency. You want to avoid the fatigue that comes from fighting every bump, rattle and vibration on a 60 mile

training ride, so we use shock absorbing aluminum for greater comfort and control.

And you want your entire bike to measure up to the quality of your frame, so we don't skimp on components: The same attention to detail found on our frames goes into selecting every component from the tires to the handlebar stem. But that's not enough.

SR2000



The World's Finest Racing Frame Has Just Gotten Better

To make sure you're getting the very best possible racing bike, we've redesigned our frame for 1989. Our new 3.0 Series racing frame takes the best features of our previous frame—light weight, stiffness and comfort—and improves on them. The 3.0 is almost a full pound lighter than our previous frame, weighing less than three pounds on smaller sizes. It features a double offset bottom bracket cluster, cantilever rear triangle, and an even larger downtube that make the 3.0 the stiffest production frame ever tested on the infamous "Tarantula," Bicycling magazine's frame deflection testing machine. And with the addition of our new aluminum fork, it's even more comfortable.

But the Cannondale aluminum fork, standard equipment on our SR2000, SR900, SR800, SR700 and SR600, offers more than just increased comfort. Because our aluminum fork blades soak up road shock, absorbing the bouncing and "chattering" of your front wheel, control is increased as well as comfort. And any time comfort and control are increased your fatigue is reduced, allowing you to ride farther, faster and finish stronger.

Test Ride a Rocket

Cannondale racing bicycles are available in eight models. Each comes equipped with our 3.0 Series frame, a guided missile that has to be test ridden to be believed. Like all our bicycles, our racing bikes are made in the U.S.A. and backed by our 100% satisfaction guarantee.

CRITERIUM RACING FRAME

SIZE	48	50	53	54.5	56	58	60	63	66**
SEAT TUBE ANGLE	73.00°	73.00°	73.00°	74.00°	73.70°	73.10°	73.00°	73.00°	73.00°
HEAD TUBE ANGLE	70.50°	71.50°	73.00°	74.25°	74.25°	74.25°	74.25°	74.75°	74.75°
TOP TUBE LENGTH	19.60*	20.30	21.25	21.88	22.00	22.13	22.33	23.13	24.00
CHAINSTAY LENGTH	15.71	15.71	15.71	15.71	15.71	15.71	15.71	15.71	15.71
FORK RAKE	2.125	2.125	1.800	1.500	1.500	1.500	1.500	1.380	1.380
BOTTOM BRACKET HEIGHT	10.75	10.75	10.75	10.75	10.75	10.75	10.75	10.75	10.75
WHEELBASE	37.56	37.98	38.12	38.47	38.48	38.36	38.5	38.95	39.69
TRAIL	2.50	2.23	2.20	2.20	2.20	2.20	2.20	2.20	2.20
GROUND TO TOP OF TOP TUBE	28.30	29.60	30.60	31.30	31.90	32.60	33.20	34.50	36.00

*Effective measurement is the length of a horizontal tube, rather than the actual measurement of the sloping tube.

**66 cm. available as a frameset only.



The Right Choice for Any Terrain.

Mountain bikes are tough to beat for sheer versatility. Few moments in cycling match the white-knuckled excitement of a steep descent down a mountain trail, yet nothing is quite as peaceful as a leisurely ride along the banks of a quiet forest stream. Mountain bikes are pure, unbridled fun, bringing back the joy of cycling that you knew as a kid. And yet for practicality, you can't beat a mountain bike for rugged, dependable, comfortable transportation. Mountain bikes are equally at home dodging pot holes in Manhattan or gopher holes in Montana.

Your Choice of Two New 3.0 Frame Geometries

With mountain bike riding, both your performance and enjoyment of the sport depend heavily on having the right equipment. That's

why we offer you a choice of two new 3.0 Series frame geometries, each with the 3.0 benefits of light weight, superior comfort and quick responsiveness. Although, at 3.6 pounds, both are excellent all-around performers, our two frames allow you to select the model best suited to your riding style.

Our level top tube frame, featured on our SM2000, SM800, SM500 and SM400, is designed for more flat out, fast-paced riding styles. It's well suited for racing and fast descents as its lower bottom bracket provides high-speed stability, while its upright seat angle is great for high rpm spinning and up-hill hammering.

The sloping top tube frame, featured on our SM900 and SM600, offers nimble handling and great maneuverability. Its 13" bottom bracket clearance gets you up and over logs and rocks, making it the perfect frame for trails, trials and technical riding.

SM2000



And though we've been busy redesigning our frames, don't think we've neglected the components. We haven't. Each Cannondale mountain bike comes equipped with cutting-edge componentry selected for function, reliability and durability. With six models to choose from, we offer both the freedom of off-road riding and the freedom of choice.

Test Ride, Then Decide

To decide what model mountain bike is best for you, visit your local authorized Cannondale bicycle retailer for a test ride. Like all Cannondale bicycles, our mountain bikes are manufactured at our factory in Bedford, Pennsylvania, and backed by our 100% satisfaction guarantee.

MOUNTAIN FRAME

(SM2000, SM800, SM500, SM400) LEVEL TOP TUBE

SIZE	16	18	20	22
SEAT TUBE ANGLE	73.50°	73.50°	73.50°	73.50°
HEAD TUBE ANGLE	71.00°	71.00°	71.00°	71.00°
TOP TUBE LENGTH	21.50	22.50	23.25	24.25
CHAINSTAY LENGTH	17.00	17.00	17.00	17.00
FORK RAKE	2.00	2.00	2.00	2.00
BOTTOM BRACKET HEIGHT	11.63	11.63	11.63	11.63
WHEELBASE	41.30	42.30	43.30	44.30
TRAIL	2.36	2.36	2.36	2.36
GROUND TO TOP OF TOP TUBE	27.30	28.70	30.70	32.70
CTR. BOT. BRKT. TO TOP OF TOP TUBE	15.29	18.45	20.54	22.62

(SM900, SM600) SLOPING

16**	18	20	22
72.00°	72.00°	72.00°	72.00°
69.50°	71.00°	71.00°	71.00°
21.50*	22.50*	23.25*	24.25*
16.75	17.00	17.00	17.00
2.00	2.00	2.00	2.00
12.75	13.00	13.00	13.00
41.41	42.50	43.10	44.30
2.35	2.36	2.36	2.36
27.10	29.20	31.10	32.90
13.20	15.00	16.90	18.70

*Effective measurement is the length of a horizontal tube, rather than the actual measurement of the sloping tube.
 **24" x 24" wheel size

SM900



Answering the Call of the Open Road.

There's something magical about traveling far from home under your own power, completely self-sufficient. With your legs pumping smoothly, you glide quietly along, leaving no trace of your passing. Whether you're exploring a quiet coastal village in Oregon's early morning fog, or surprising a deer on a back road in Vermont, touring brings you into intimate contact with the world around you.

ST400



For Around the World or Around the Block

Cannondale touring bicycles are built to satisfy the demands of the serious tourist. Our stiff, efficient frame easily handles fully loaded panniers without the frame flex and loss of control that often occurs on other touring bikes. And our frames feature all the extras required for an extended tour: three sets of waterbottle bosses, fork-mounted bosses for low riding front racks, and threaded eyelets for mounting fenders and a rear rack.

But Cannondale touring bicycles are perfect for recreational cycling too. A stiff frame offers increased efficiency, even if you've got nothing heavier than a seat bag strapped to your bike. The low bottom bracket and long wheelbase give a stable, comfortable ride if you're riding cross-country, or only across campus. And a triple crankset and wide range of gears help you climb the Rockies or that stubborn hill two miles from home.

Each Cannondale touring bicycle comes equipped with high quality components chosen to provide thousands of low maintenance, trouble-free miles. Available in three models, Cannondale touring bikes are your passport to all the fun, excitement and rewards of exploring the open road.

Visit Your Travel Agent for a Test Ride

To test ride a Cannondale touring bicycle, visit your travel agent—your local authorized Cannondale bicycle retailer. They'll help you decide which model best suits your needs. Our touring bicycles are made in the U.S.A., and like all Cannondale products, come with our 100% satisfaction guarantee.

TOURING FRAME

SIZE	19	21	23	25	27
SEAT TUBE ANGLE	76.70°	73.50°	73.50°	73.50°	73.50°
HEAD TUBE ANGLE	72.00°	72.00°	72.00°	72.00°	72.00°
TOP TUBE LENGTH	20.30	21.75	22.25	23.25	24.25
CHAINSTAY LENGTH	18.00	18.00	18.00	18.00	18.00
FORK RAKE	2.13	2.13	2.13	2.13	2.13
BOTTOM BRACKET HEIGHT	10.20	10.30	10.44	10.52	10.63
WHEELBASE	41.10	41.30	41.60	42.70	44.00
TRAIL	2.15	2.15	2.15	2.15	2.15
GROUND TO TOP OF TOP TUBE	28.50	30.50	32.50	34.50	36.50
CTR. BOT. BRKT. TO TOP OF TOP TUBE	18.30	20.20	22.10	24.00	25.90



All The Benefits of Aluminum.

Times Two.

Historically, tandems have been a mixed blessing. While lots of fun to ride, their extra long tubes have made them both heavy and vulnerable to frame flex that wasted energy and robbed the riders of control. To try to remedy these problems, tandem designers usually shortened the only tube possible—the stoker's top tube. While this may or may not have helped the weight and flexing problems, it invariably resulted in a less enjoyable ride for the stoker, who was forced to literally ride up the back of the front rider.



TANDEM FRAME

SIZE	25x23	25x21	23x21	23x19	21x19
FRONT SEAT TUBE LENGTH (IN.)	26.12	25.09	23.83	22.84	22.37
REAR SEAT TUBE LENGTH (IN.)	22.85	20.27	20.35	18.11	18.12
FRONT SEAT TUBE ANGLE	72°	72°	74.1°	74.1°	75.3°
REAR SEAT TUBE ANGLE	72°	72°	74.1°	74.1°	75.3°
FRONT BOTTOM BRACKET HEIGHT (IN.)	10.75	10.75	10.75	10.75	10.75
REAR BOTTOM BRACKET HEIGHT (IN.)	12	12	12	12	12
CHAINSTAY LENGTH (IN.)	17	17	17	17	17
HEAD TUBE ANGLE	73.5°	73.5°	73.5°	73.5°	73°
FORK RAKE (IN.)	2.13	2.13	2.13	2.13	2.25
TRAIL (IN.)	1.78	1.78	1.78	1.78	1.78
GROUND TO TOP OF FRONT TOP TUBE (IN.)***	34.1	33.4	32.1	31.4	30.9
GROUND TO TOP OF REAR TOP TUBE (IN.)**	32.5	30.5	30.5	28.5	28.5
FRONT TOP TUBE LENGTH (EFFECTIVE, IN.)*	23.1	23.1	22.1	22.1	21.4
REAR TOP TUBE LENGTH (EFFECTIVE, IN.)*	30	29	29	28	28
WHEELBASE (IN.)	71.2	70.2	70.0	69.0	69.0

- * Effective measurement is the length of a horizontal tube, rather than the actual measurement of the sloping tube.
- ** Measurement taken directly over head tube; at the head tube/top tube intersection.
- *** Measurement taken directly over rear bottom bracket.

It seemed as if tandem riders were waiting for something better. Here's what we've come up with:

With our knowledge of aluminum's benefits, we've created a tandem frame that is lighter, stiffer, and even more fun to ride. Lighter, because aluminum simply weighs less than steel. At 9lbs., 14oz., our tandem weighs 25% less than a standard chrome-moly tandem frame.

Stiffer, because the laws of physics tell us that a tube's stiffness increases with its diameter. And more fun to ride because not only have we improved control and efficiency by minimizing frame flex, we've also lengthened the stoker's top tube and finally given your partner some breathing room.

Tandem Frame Includes:

- A tandem gauge, chrome-moly fork featuring forged dropouts with two eyelets and low-rider and cantilever brake braze-ons.
- A black Tange aluminum G-Master roller-bearing headset.
- Cannondale's wedge-anchored eccentric for the front bottom bracket (U.S. patent # 4,808,147).
- A Shimano Deore Alpine front derailleur.
- Also, Diablo converters on down tube shifter bosses, quick release seat post binder for rear seat, and black head-binder/brake cable stop.
- Your choice of colors (Black, Red and Teal) and sizes (21-19, 23-19, 23-21, 25-21, 25-23), all at a remarkably light weight (9 lbs. 14 oz. on a bare 23-21 frame).

1989 FRAMESET

In assembling our 1989 bicycle line, we've offered component packages designed to satisfy the preferences of as many riders as possible. Still, if we've left out your favorite component group, or if you've got a good component group but would like to upgrade to a better frame, you should consider purchasing a Cannondale frameset.

Available in racing, mountain, and touring geometries, each Cannondale frameset includes frame, fork, and all the frame fittings needed to build up a complete bicycle using standard components.

Colors: Black, Red, Teal

Criterion Racing Frameset:

- 3.0 Series frame design
- New aluminum fork for comfort and light weight
- Standard 126mm rear dropout spacing
- Now available in 66cm
- Sizes: 48, 50, 53, 54, 56, 58, 60, 63, 66

Mountain Frameset:

- 3.0 Series technology
- Level top tube frame (cantilever rear studs) available in 130mm or 135mm rear dropout spacing
- Sloping top tube frame (U-brake rear studs) available with 135 mm rear dropout spacing
- Chrome-moly fork with cantilever studs
- Sizes: 16, 18, 20, 22

Touring Frameset:

- Cannondale's classic cross-country performer
- Chrome-moly fork with low-riding rack bosses
- Cantilever studs front and rear
- Sizes: 19, 21, 23, 25, 27

Cannondale Frame Exchange Policy

Our guarantee is the best in the industry. Even so, our customers have shown remarkable creativity in abusing our bikes in ways not covered by our guarantee.

Because we feel a special affection for those who drive their cars into the garage with their Cannondales on the roof rack, or perhaps because we've done similar things ourselves more times than we care to remember, we've come up with the following exchange policy:

Should you ruin your Cannondale in a crash, outgrow your frame size, decide you're tired of your frame's color, or come up with any other reason not covered by our guarantee for needing a new frame, we will happily exchange your original Cannondale frame for a new frame or frameset at a substantially reduced price.

For conditions and pricing information, contact your local Cannondale retailer, or call us at 1 800 BIKE USA.

RACING

	SR2000	SR900	SR800	SR700	SR600	SR500
RIMS	Mavic GL 330 tubular	Wolber GTX, hard anodize 700C clincher	Wolber GTX, hard anodize 700C clincher	Wolber GTX, hard anodize 700C clincher	Wolber GTX, hard anodize 700C clincher	Wolber GTX, hard anodize 700C clincher
HUBS	Shimano Dura-Ace 32 hole freehub (36 hole on 60 and 63cm sizes)	Campagnolo Athena, 32 hole (36 hole on 60 and 63cm sizes)	Shimano 600 Ultegra 32 hole freehub (36 hole on 60 and 63cm sizes)	SunTour GPX, 32 hole (36 hole on 60 and 63cm sizes)	New Shimano 105 32 hole freehub (36 hole on 60 and 63cm sizes)	Sansin CE-60, black, 32 hole (36 hole on 60 and 63cm sizes)
SPOKES	American Classic 14 gauge stainless	American Classic 14 gauge stainless	American Classic 14 gauge stainless	American Classic 14 gauge stainless	American Classic 14 gauge stainless	American Classic 14 gauge stainless
TIRES	Wolber Pro "SP1" polyurethane tread protection	Michelin Hi-Lite Comp 700X20C Kevlar, foldable	Michelin Hi-Lite Comp 700 X 20C Kevlar, foldable	IRC road racer, 700X23C	Michelin Select 700 X 25C	Michelin Select 700X25C
PEDALS	Shimano clipless, Look-compatible, PD-7401	Campagnolo Athena, with toe clips and straps	Shimano 600 Ultegra, with clips and straps	SunTour GPX	New Shimano 105	MKS AR-2, black
CRANK	Shimano Dura-Ace 39X53	Campagnolo Athena, 42X52	Shimano 600 Ultegra, 42X52 Biopace	SunTour GPX, 42X52	New Shimano 105 Biopace, 42 X 52 dark chainrings	SunTour Edge, 42X52, black, Oval-Tech chainwheels
CHAIN	Shimano Dura-Ace silver	SunTour GPX	Shimano Uniglide silver	SunTour GPX	Shimano Uniglide	SunTour GPX
FREEWHEEL	Shimano Dura-Ace 8 speed cassette: 12, 13, 14, 15, 16, 17, 18, 19	Regina America, 13, 14, 15, 16, 17, 19, 21	Shimano 600 Ultegra 7 speed cassette 12, 13, 14, 15, 17, 19, 21	SunTour Ultra 7; 13, 14, 15, 16, 17, 19, 21	Shimano cassette, 7 speed 13, 14, 15, 16, 17, 19, 21	SunTour 7 speed 13, 14, 16, 18, 20, 23, 26
BOT. BRACKET	Shimano Dura-Ace	Campagnolo Athena	Shimano 600 Ultegra	Sealed mechanism	Tange-Seiki, sealed mechanism	Sealed mechanism
DERAILLEURS	Shimano Dura-Ace braze-on, (front) Shimano Dura-Ace 8 speed SIS (rear)	Campagnolo Athena, braze on, (front) Campagnolo Athena (rear)	Shimano 600 Ultegra, braze on, (front) Shimano 600 Ultegra, 7 speed SIS (rear)	SunTour GPX, braze on, (front) SunTour GPX, AccuShift 7 speed (rear)	New Shimano 105 braze on, (front) New Shimano 105 7 speed SIS (rear)	SunTour Edge, black, braze on, (front) SunTour Edge, black, AccuShift 7 speed (rear)
SHIFT LEVERS	Shimano Dura-Ace 8 speed SIS	Campagnolo Syncro II 7 speed	Shimano 600 Ultegra, 7 speed SIS	SunTour GPX, AccuShift 7 speed	New Shimano 105 7 speed SIS	SunTour Edge, black, AccuShift 7 speed
HANDLEBARS	Modolo X-Tenos, silver	Modolo Mach 3, anatomic, grey	Modolo Mach 3, anatomic, grey	Modolo Mach 3, anatomic, grey	Modolo Mach 3, anatomic, grey	Nitto "Black Lightning" bars
STEM	Modolo X-Tenos, silver	Modolo Mach 3, grey	Modolo Mach 3, grey	Modolo Mach 3, grey	Nitto Young III, grey finish	Nitto Young III "Black Lightning"
HEADSET	Shimano Dura-Ace	Campagnolo Athena	Shimano 600 Ultegra	Tange Seiki Levin CD	Tioga KM-2-ST, black	Tange-Seiki SE-II, black
BRAKESET	Shimano Dura-Ace, aero levers, SLR	Campagnolo Athena	Shimano 600 Ultegra, aero levers, SLR	SunTour GPX BRS, aero levers, hidden spring	Shimano 105 - SLR aero levers, dark finish	Dia-Compe Edge BRS, black, aero lever
SEAT	Sella Italia turbo, perforated, genuine leather	Sella Italia Turbo, white	Sella Italia turbo, white	VettaGel racing, black Lycra®	VettaGel racing, black Lycra®	Vetta Mundialita racing
SEATPOST	American classic, silver	Campagnolo Athena	Sugino SP-K	Strong NS-3, black	Strong NS-3	Strong NS-3, black
FORK	Aluminum	Aluminum	Aluminum	Aluminum	Aluminum	Tange chrome-moly steel
EXTRAS				Nylon toe clips and straps	Nylon toe clips and straps	Nylon toe clips and straps
COLOR	Hyper-highlight blue	White/Campagnolo blue two tone	Red or teal	White	Mystic blue/white two tone	Ebony, gold component accents
SIZES	48, 50, 53, 54.5, 56, 58, 60, 63	48, 50, 53, 54.5, 56, 58, 60, 63	48, 50, 53, 54.5, 56, 58, 60, 63	48, 50, 53, 54.5, 56, 58, 60, 63	48, 50, 53, 54.5, 56, 58, 60, 63	48, 50, 53, 54.5, 56, 58, 60, 63
WEIGHT	20 lbs. (56cm frame)	21.5 lbs. (56cm frame)	21.0 lbs. (56cm frame)	21.3 lbs. (56cm frame)	21.7 lbs. (56cm frame)	22.3 lbs. (56cm frame)

All components and specifications subject to change without notice.

TOURING

SR400	SR300
Wolber GTX, hard anodize 700C clincher	Mistral M13L, Duranomic finish, 36 hole
New Shimano 105 32 hole (36 hole on 60 and 63cm sizes)	Maillard 400 CX, silver, 36 hole (all sizes), sealed mechanism
American Classic 14 gauge stainless	American Classic 14 gauge stainless
Michelin Select 700 X 25C	IRC road racer, 700X23C
New Shimano 105	MKS AR-2, silver
New Shimano 105 Biopace, 42 X 52	SunTour Blaze, 42X52
Shimano Uniglide	DID Lanner
Shimano 6 speed 13, 15, 17, 19, 21, 24	SunTour 6 speed 13, 15, 17, 19, 21, 24
Tange-Seiki, sealed mechanism	Sealed mechanism
New Shimano 105 braze on, (front) New Shimano 105 6 speed SIS (rear)	SunTour Blaze, braze on, (front) SunTour Blaze, 6 speed, AccuShift (rear)
New Shimano 105 6 speed SIS	SunTour Blaze, 6 speed, AccuShift
Modolo Mach 3, anatomic, grey	Italmanubri, 90/A
Nitto Young	Nitto Young
Shimano 105	Tange-Seiki SE-II, silver
Shimano 105 - SLR aero levers	Dia-Compe Blaze BRS, aero levers
Vetta Mundialita racing	Vetta Mundialita racing
Strong NS-3	Strong NS-3
Tange Mangaloy steel	Tange Mangaloy steel
Nylon toe clips and straps	Nylon toe clips and straps
Red or mystic blue	Black or teal
48, 50, 53, 54.5, 56, 58, 60, 63	48, 50, 53, 54.5, 56, 58, 60, 63
22.0 lbs. (56cm frame)	23.0 lbs. (56cm frame)

ST1000	ST600	ST400
Wolber Super Champion Mod. 59 27" hard anodize	Sun/Mistral M17 Duranomic finish, 27"	Mistral M13, 36 hole, 27", alloy
Sansin RE-40S Sealed (36 hole all sizes)	Sansin CE-60, black finish, (36 hole all sizes) sealed mechanism	Maillard 400 CX, (36 hole all sizes), silver, sealed mech.
American Classic 14 gauge stainless	American Classic 14 gauge stainless	American Classic 14 gauge stainless
Michelin Hi-Lite Road 27x1 1/8" Kevlar, foldable	Michelin Select 27x1 1/8"	Michelin Select, 27X1 1/8"
SunTour Superbe Pro road sealed bearing	MKS AR-2	MKS AR-2
Shimano Deore Biopace 28/44/50	Shimano Biopace 28/44/50	Sugino MP 110, triple, 28/40/50
Shimano Uniglide	Shimano Uniglide	DID Lanner
Shimano 6 speed 13, 15, 18, 21, 25, 30	Shimano 6 speed 13, 15, 18, 21, 25, 30	SunTour 6 speed 14, 16, 19, 22, 26, 30
Sealed mechanism	Sealed mechanism	Sealed mechanism
Shimano Deore, endless band, (front), Shimano Deore 6 speed SIS (rear)	Shimano Deore, endless band, (front), Shimano Deore 6 speed SIS (rear)	SunTour XCM, endless band, (front), SunTour XCM, AccuShift (rear)
Shimano 6 speed SIS	Shimano 6 speed SIS	SunTour Blaze, 6 speed AccuShift
Nitto Randonneur	Italmanubri, 90/A	Italmanubri 90/A
Nitto Technomic forged	Nitto Young	Nitto Young
Stronglight Delta alloy sealed mechanism with headset lock	Tange-Seiki Tioga, sealed mechanism	Tange-Seiki Tioga, sealed mechanism
Dia-Compe BRS 982 cantilever aero levers	Dia-Compe BRS RC II calipers, aero levers	Dia-Compe BRS 505Q calipers, aero levers
Brooks Team Pro tan leather	Vetta, VettaGel touring, with Lycra® cover	Vetta, VettaGel touring, with Lycra® cover
American classic, silver	Strong NS-3, black finish	Strong NS-3
Tange chrome-moly w/low rider bosses	Tange mangaloy w/low rider bosses	Tange Mangaloy w/low rider bosses
Ultimate rear rack, low riding front rack, 3 bottle cages, ESCE fenders, nylon toe clips and straps	Nylon toe clips and straps	Nylon toe clips and straps
Anthracite	Black	Mystic blue
19, 21, 23, 25, 27	19, 21, 23, 25, 27	19, 21, 23, 25, 27
28.1 lbs. (23" frame)	24.4 lbs. (23" frame)	25.5 lbs. (23" frame)

Component Specifications

MOUNTAIN

	SM2000	SM900	SM800	SM600	SM500	SM400
RIMS	Araya RM-20 black super hard anodized, 26", 32 hole	Araya RM-20 super hard anodize 26" 36 holes	Wolber AT-20 black super hard anodized, 26", 36 hole	Sun/Mistral Chinook C-20, alloy, 26" Duranomic finish	Sun/Levanter L-25, 26", black finish	Sun/Levanter L-25, 26", 36 hole, black finish
HUBS	Shimano Deore XT II, 32 hole freehub quick release	Shimano Deore II, 36 hole freehub quick release	Sansin off roader sealed mech, quick release, black finish	Shimano mountain 36 hole freehub, quick release, sealed mech	Maillard 400 CX, sealed mech, 36 hole, black finish, quick release	Maillard 400 CX, sealed mech, 36 hole, quick release
SPOKES	American Classic 14 gauge stainless	American Classic 14 gauge stainless	American Classic 14 gauge stainless	American Classic 14 gauge stainless	American Classic 14 gauge stainless	American Classic 14 gauge stainless
TIRES	IRC X-1 ST (rear), X-1 AT (front), function specific front/rear tires	IRC racer X1 Pro-26X2.00"	IRC racer X1 - 26X2.125	IRC C-20, 26X2.00	IRC C-20, 26X2.00	IRC C-20, 26X2.00
PEDALS	Shimano Deore XT II	SR MTP-126 "Low Fat"	SunTour XCD 6000	Shimano Exage mountain	SR SP-503FB, resin	SR SP-503FB, resin
CRANK	Shimano Deore XT, Biopace 28/38/48	Shimano Deore, Biopace 28/38/48	SunTour XCD 6000 28/38/48, inner chainwheel OvalTech	Shimano mountain LX, Biopace 28/38/48, alloy chainrings	SunTour XCE, 28/38/48, alloy, inner chainwheels OvalTech	Sugino MP 110, 28/38/48
CHAIN	Shimano Deore XT II, silver hyper glide	Shimano, for hyper glide	DID Lanner	Shimano Uniglide	DID Lanner	Shimano Uniglide
FREEWHEEL	Shimano Deore XT II, silver hyper glide cassette, 12, 14, 16, 18, 21, 24, 28	Shimano Deore hyper glide cassette 13, 15, 17, 20, 23, 26, 30	SunTour 14, 16, 18, 21, 24, 30	Shimano hyper glide cassette 13, 15, 17, 20, 23, 26, 30	SunTour 14, 16, 18, 21, 24, 30	Shimano 13, 15, 18, 21, 25, 30
BOT. BRACKET	Shimano Deore XT, sealed mechanism	Shimano sealed mechanism	Sealed mechanism	Sealed mechanism	Sealed mechanism	Sealed mechanism
DERAILLEURS	Shimano Deore XT II, endless band, (front), Shimano Deore XT II, 7 speed SIS (rear)	Shimano Deore, endless band, (front), Shimano Deore II, 7 speed SIS (rear)	SunTour XCD 6000, clamp on, (front) SunTour XCD 6000 6 speed AccuShift (rear)	Shimano mountain LX, endless band (front), Shimano mountain LX, 7 speed SIS (rear)	SunTour XCE, clamp on, (front) SunTour XCE, 6 speed AccuShift (rear)	Shimano light action FD-2255GS, endless clamp, (front) Shimano RD-541GS, 6 speed SIS (rear)
SHIFT LEVERS	Shimano Deore XT II, 7 speed SIS	Shimano Deore II, 7 speed SIS	SunTour XCD 6000 6 speed AccuShift	Shimano mountain LX, 7 speed SIS	SunTour XCE, 6 speed AccuShift	Shimano SL-M541, 6 speed SIS
HANDLEBARS	Cannondale 6000 alloy	Cannondale 6000 alloy	Cannondale 6000 alloy, black	Cannondale 6000 alloy	Cannondale 6000 alloy	Cannondale 6000 alloy
STEM	Nitto MT-55 fillet brazed CR-MO, black chrome finish	Tioga T-bone, CR-MO, black chrome	SR MTS-300, black	SR MTS-300	SR MTS-300	SR MTS-300
HEADSET	Shimano Deore XT, sealed mechanism	Tange-Seiki Falcon, sealed mechanism	Tange-Seiki Falcon, black, sealed mech.	Shimano Exage mountain, sealed mechanism	Tange-Seiki Tioga, sealed mechanism	Tange-Seiki SE-II
BRAKESET	Shimano Deore XT II cantilever front and rear, 2 finger levers, oversize cables	Shimano Deore II cantilever front, Deore II U-brake rear, two finger levers, oversize cables	Dia-Compe Advantage BRS 984D cantilevers, 292 lever	Shimano mountain LX, alloy, SLR, cantilever front, U-brake rear	Dia-Compe XCE, BRS cantilever front and rear, XCE lever	Dia Compe XCM BRS, cantilevers front and rear, XCM levers
SEAT	Selle Italia Turbo	Vetta, VettaGel racing, Lycra® cover	Vetta anatomic	Vetta anatomic	Vetta anatomic	Vetta anatomic
SEATPOST	Nitto alloy ATB 330mm, black super hard anodized	Strong PM-30, black hard anodize	Strong PM-30, black hard anodize	Strong NS-3-C alloy	Strong NS-3-C alloy	Sugino SP-KDL
FORK	Tange Prestige Unicrown	Tange Unicrown chrome-moly	Tange Unicrown chrome-moly	Tange Unicrown chrome-moly	Tange Unicrown chrome-moly	Tange Unicrown chrome-moly
EXTRAS	Hite-Rite extra hite, Deore XT quick release seat bolt, mountain toe clips and straps	Nylon toe clips and straps, seat post quick release	Nylon toe clips and straps, seat post quick release	Seat post quick release	Seat post quick release	Seat post quick release
COLOR	Black/white two tone	Red "Red Shred"	Black	Teal/white two tone or teal	Charcoal metallic or teal	Red or mystic blue
SIZES	16, 18, 20, 22	16, 18, 20, 22	16, 18, 20, 22	16, 18, 20, 22	16, 18, 20, 22	16, 18, 20, 22
WEIGHT	26.3 lbs. (18" frame)	27.4 lbs. (18" frame)	27.6 lbs. (18" frame)	27.7 lbs. (18" frame)	28.2 lbs. (18" frame)	28.6 lbs. (18" frame)

All components and specifications subject to change without notice.

Component Specifications

Turning it on. John Hargadon, Canaan Mountain Series/West Virginia State Championships.
Photo by Crede Calhoun



Cannondale Cyclist Logo Hefty 100% Cotton Tee (T289).

Colors: White
Sizes: S, M, L, X



Cannondale Splatter Logo Hefty 100% Cotton Tee (T288).

Colors: Ebony, Vibrant blue
Sizes: S, M, L, X



Men's and Women's Advantage™ Cycling Shorts (M704/F704).

Okay, we admit that we aren't always out on fast 40 mile training rides. Sometimes—say a balmy summer Sunday—we take a short ride down to Compo Beach. And when we do, many of us choose this attractive, casual short. The Supplex™ nylon has the look and feel of cotton, while the Sport Fleece liner provides saddle comfort. It dries quickly and has a lightweight, sewn-in brief so when we want to take a dip, it's no problem.

Men's Advantage™ Cycling Short (M704)
Colors: Ebony, Red, Vibrant blue
Sizes: S, M, L, X

Women's Advantage™ Cycling Short (F704)
Colors: Ebony, Lavender
Sizes: S, M, L



Men's and Women's Cycling Shoes.

We like this shoe for fitness and casual riding, touring and commuting. It combines the power of a cleat with the comfort of a sneaker. The all-leather uppers are attractive, durable and easy on your feet. Our special deep cleat grips the pedal and the uniflex sole is stiff for efficient, powerful pedaling. Yet the sole also flexes with your foot for comfortable walking. In fact, many of us wear this shoe to work each day. It's available in men's and women's sizing to assure you a proper fit.

Men's Cycling Shoe (MH)
Sizes: 7 - 13 in half sizes

Women's Cycling Shoe (FH)
Sizes: 5 - 10 in half sizes



Cycling Socks (C827). No matter what shoe you wear for cycling, this sock will make your riding more enjoyable. We use a polypropylene and nylon blend that's soft and comfortable. The polypropylene wicks moisture from your skin to keep your foot dry and cool. And the nylon makes it durable for miles and years of use.

Sizes: S, L

Turning Cycling into a Family Activity.

None of us have as much leisure time as we'd like. And while cycling is great fun and wonderful exercise, it also takes important weekend time away from your family. Our bicycle trailer turns cycling into a family activity by bringing your children along for the ride.

We began offering our bicycle trailer as our first product over 17 years ago. Since then, we've continually updated and refined its design. For 1989, Cannondale again offers the finest, most reliable method of transporting children with a bicycle.

The Cannondale B005 Bicycle Trailer:

- The rugged polyethylene body encloses children on three sides in a tough, protective shell. It has an anatomic shape to seat two children (maximum height: 40 inches) facing towards the rear, away from rocks and road debris kicked up by your bike or passing cars.
- The unique torsional hitch mounts the trailer to your bike's seat post in seconds without any additional attachments that must stay on your bike. As you lean into a corner, your seat post applies leverage to the hitch, which in turn holds the inner wheel of the trailer to the pavement.
- Our five-point child restraint system secures children over both shoulders, across the waist, and between the legs. Yet getting children in and out is easy with quick-release, child-resistant buckles.
- The Cannondale bicycle trailer is a bright yellow that makes motorists take notice.

Bicycle Trailer Sunshade (A221). Protect your children from prolonged exposure to the sun. Our sunshade attaches quickly and easily and can be removed just as fast. The open design allows flow-through ventilation for cool comfort.

Color: Red



After the bonk. Five-year old Sara Clark of Ohio and her petite mom (104 lbs.), Donna, were among 2200 people who pedaled 709 miles from Melbourne to Sydney to celebrate Australia's Bicentennial in December. Looking at scenery is hard work, even when mom does all the pedaling. Photo by Dan Burden.




Who Says You Can't Take It With You?

Every Cannondale bag is constructed of rugged 500 denier Cordura™ nylon. A coating of urethane (on the inside of the bag, where it's less subject to abrasion) insures the fabric is waterproof. And every Cannondale bag is designed with details any cyclist can appreciate, because they've resulted from our own bicycling experiences:

- We use eight stitches per inch when sewing our bags: fewer stitches create weak seams, more stitches weaken the fabric.
- We use YKK self-repairing coil zippers on all our bags. We've never found a zipper that tolerates our abuse as well as YKK.
- We bar tack and double stitch key stress areas.
- We feature pull tabs at both zipper ends, and pull cords on the zipper tabs.
- We use cotton-wrapped polyester thread that swells when wet to seal the needle holes in the fabric against rain.
- All bags come in four attractive colors: blue, ebony, red and silver.

And After You've Brought It With You, You Don't Have to Leave It Behind

Leaving your bicycle unattended for even a few minutes can be disastrous. Although you can lock your bike, you can't protect the camera, wallet, sunglasses or riding gloves you leave behind in your handlebar bag. Our quick release handlebar bags let you keep all your valuables in one bag, and simply pop it off your bike and bring it along whenever



U.S. patent #4798318.

you leave your bike. The bag is held firmly and securely in place while riding, yet releases from its mount with the push of a button.



B085



Cyclist's Fannypack (B085). Our old fannypack was a holdover from our days of making camping equipment. But when our R & D folks got hold of it, it suddenly became a whole new animal. This is a true cycling pack with a narrow waistband and small buckle for comfort even while riding. Its contoured, hip-hugging shape holds 200 cu. in. of gear. Padded flex panels in the back move with you and provide cooling air channels. Two zippered side pockets conveniently hold keys and change.

Racer Wedge Seat Pack (B067). Another favorite of the cyclists here at Cannondale. The Racer Wedge is a sleek, tapered pack with a 55 cu. in. capacity. As our art director, Kathy Ceconi, puts it, "It's large enough to hold an extra tube and tools for road repairs, and loose change for ice cream truck pit stops."



Ultimate™ Casey Handlebar Bag (B555). Martha Lemmon, one of our engineers, is a triathlete. In the summer Martha packs towel, swimsuit, goggles, and bathing cap in this 560 cu. in. bag and rides to the ocean for some open water swimming. She can conveniently carry all this gear to the bath house, because the bag pops off the bike with the push of a button.

Expander™ Seat Bag (B066). Because of its versatility, the Expander™ is the favorite bag of many of the riders here at Cannondale. It's a compact wedge bag that starts out at a slim 100 cu. in., so you can begin your morning ride carrying just your repair kit. When the sun warms things up, expand the bag to its full 150 cu. in. to conveniently hold your jacket and continue riding in comfort.

Ultimate™ Trestle Handlebar Bag (B556). This 660 cu. in. bag is the favorite of Dave Campbell of our bicycle product management department. Dave, who has ridden Vermont end to end in a day, takes long day rides every chance he gets. He likes the four external pockets, map case and shoulder strap, not to mention the convenience of our quick release system for pit stops along the way.

Flat Fixer™ Seat Pouch (B064). The bag of choice for Tom Maney of our inventory management department. Tom rides 5,000 fast miles a year. He likes the compact efficiency of the Flat Fixer, which comes with a full patch kit and three lightweight tire levers and also has room for other essential gear.

Whistlestop Handlebar Bag (B553). The bag you need when you want the convenience of our quick release system but don't need a lot of cargo space. Named after our favorite place to get fresh muffins, this bag holds 150 cu. in. of gear. Or about a dozen Whistlestop muffins.

Deluxe Tool™ Seat Bag (B403). Carry up to 215 cu. in. of gear in this traditional bike bag. It attaches securely to your mountain or road bike saddle or handlebar with twin camlock buckles. A reflective Cannondale logo makes you more visible to motorists.

Cannondale Bicycle Bags

When You're Ready to Take on a Continent.

Overland™ Rear Panniers (B089). Two years before joining Cannondale, Basi Tate of our international sales department rode 5,000 miles across the USA. She used Cannondale Overland™ panniers on that trip, and she still calls them irreplaceable. That's because no other pannier has the cargo capacity, ease of mounting, multi-pocket convenience, and security of an internal composite support frame that are the hallmarks of the Overland™.

Each set can carry a whopping 2,500 cu. in. of gear in two main compartments and eight external pockets. One of the side pockets converts to a fannypack for day hikes. Our compression-spring and J-hook mounting system is fast, easy and secure.

The foundation of the pack is our patented* internal composite support frame, which provides easy side access to the main compartment, anchors the mounting system, stabilizes the load on the bike and reduces wear on the bag material. You can't find a better pack for serious cross-country cycling.

Colors: Blue, Ebony, Red, and Silver

Expander™ Front/Rear Panniers (B088). All the advantages of our fast, secure mounting system and patented* internal composite support frame in a more versatile package. Each pannier starts out with 700 cu. in. of cargo space (1,400 cu. in. per set), making these excellent as front panniers on extended trips or as lightweight rear panniers for commuting and overnights. When you aren't carrying a full load, zip them down to a compact 450 cu. in. to secure your gear and keep it closer to your bike's frame for riding stability.

Colors: Blue, Ebony, Red, and Silver

Caboose Insulated Rack Pack (B072). Our molded foam insert makes the Caboose remarkably versatile. Strap the Caboose to your rack pack and you've got a safe, secure camera bag. A roomy, 550 cu. in. trunk. Or a cooler that turns a bike ride into a real picnic. Steve Zeoli of our marketing department even uses his Caboose to protect pints of Ben and Jerry's Cherry Garcia from summer heat.

Colors: Blue, Ebony, Red, and Silver

*U.S. #4,271,996



Transport™ Bicycle Truck Rack

(A205). Some time ago we noticed that many of our customers owned pick-up trucks. With a little digging, we learned that as many as 25% of all cyclists were truck owners. When one of our engineers rigged up a bicycle rack for the bed of his own pick-up, we asked him to develop it into a product we could offer our customers. The result was the Cannondale Transport™, the first bicycle rack for trucks. This year we are pleased to offer an updated and improved version.

The Transport™ holds your bike steady and secure in an upright position to prevent bouncing, which can chip paint and cause other damage. But the quick release allows you to get your bike on the road or trail fast. It comes fully assembled, installs easily without tools and fits almost any size pick-up. Standard equipment allows you to carry two bikes. And with additional optional bike mounts you can carry as many as four bikes (depending on truck size).

Sizes: Narrow (54" to 59.5"), Wide (60" to 65.5")

Wheel Mount (A205A).

Holds front wheels securely to Transport™ bicycle truck rack.

Additional Bike Mount

(A205B). The Transport™ comes with two bike mounts, but with larger trucks you can hold up to four bikes with additional bike mounts.



*Mountain bike product manager Steve Cuomo loading up after a brutal day in the bush.
Photo by Steven C. Wyness*



Bicycle Folding Tool (A124). We wanted a single tool that could handle most of the day to day adjustments you've got to make on your bike. Here it is. Four allen keys (3, 4, 5, 6 mm), one flathead screwdriver, and one phillips head screwdriver in a neat folding tool. Made of rugged chrome vanadium steel with a tough cellulose acetate handle for dependable durability. What's more, it fits nicely into our Flat Fixer™ seat bag so it's always handy.

Cannondale's 100% Satisfaction Guarantee. If for any reason, at any time, you are less than 100% satisfied with a Cannondale product we will replace it or repair it free of charge. (This does not apply to normal wear and maintenance.)

Send Us Your Photos! We would love to consider your photographs for use in our catalog. If you have natural, unposed shots that show our products in use and capture the unique spirit of cycling, please send them to Kathy Ceconi at our Georgetown, CT, address. Should we decide to use your photo, you will receive \$200 worth of Cannondale products at no charge. Sorry, but only 35mm slides can be considered. Photos not selected for use will be returned.

In addition to the items featured in this catalog, we also offer winter cycling clothing, rain gear, waterbottles, bottle cages and many other cycling products. For more information on our products, or for the location of your nearest authorized Cannondale retailer, call us at **1 800 BIKE USA**. (In PA, or outside the continental U.S., dial 1-814/623-2626.), or write our customer service department at Cannondale Corp., Friendship Road, RD #7, Bedford, PA, 15522.

Cover photo: Todd Wagner at play. Slick Rock, Utah.

Photo by John Laptad.

Studio photography by Frank Poole.

Women's Clothing

Size	S (4-6)	M (8-10)	L (12-14)
Bust	35	37	39
Waist	25	27	29
Hip	36	38	40
Sleeve	32 $\frac{1}{4}$	32 $\frac{1}{2}$	32 $\frac{3}{4}$
Inseam	28	29	30

Men's Clothing

Size	S	M	L	X
Neck	14	15	16	17
Chest	35-37	38-40	41-43	44-47
Waist	30-32	32-34	34-36	36-39
Hips	36-38	38-40	40-42	42-45
Inseam	30	31	32	33
Sleeve	33 $\frac{1}{2}$	34	34 $\frac{1}{2}$	35

