


# NORCO

1 9 8 8





*Deore XT Bio-Pace II cranks for a smooth, efficient pedaling motion.*



*Nitto full chro-moly roller stem and flat bar combination.*


At Norco we believe the first step in designing a bicycle is to assess and understand the needs and desires of its intended user. By following these simple guidelines, we achieve our ultimate goal . . . Customer Satisfaction.

The focal point of every Norco bicycle is the frame. Each frame is individually designed; frame angles, materials and cosmetics combine to produce the best possible finished product.

In our quest for perfection we utilize the latest technology from the world's leading component manufacturers. Both Shimano and Suntour have further refined their index gearing (SIS and Accushift) for 1988 to ensure flawless shifting response.

Perfection doesn't stop with frame and component selection. The cosmetics of each bike are meticulously fine tuned to reflect contemporary market preferences. Many of our high-end bikes receive up to six separate paint and clear coats which assure you of a distinctive, durable finish. We offer dazzling two and three tone fades, wild splatters, and subtle one and two tone finishes. In short, we have something for everyone.

So no matter what model you choose, you can be confident you are getting the best value in style, function, and dependability. After all . . . our future depends on the pleasure you find in riding our bicycles, and, on that, we are not prepared to compromise. Why should you?



*Deore XT SIS mountain derailleur with quick release hubs.*



*Araya RM-20 super hard rims combined with Panaracer Fatrax tires.*

*Tange full chro-moly double butted mountain frame.*

*Full Deore XT SIS drive train.*

**T**he Rampage has set a standard to which all others can only aspire. It combines a super durable Tange full chro-moly frame with the most innovative components available today. Features of note include: Nitto chro-moly roller stem with a new SR flat bar, full Shimano Deore XT groupo for flawless shifting, Araya RM 20 super hardened rims with Panaracer super grippy Fatrax tires. Shimano Deore XT braking system utilizing a rear U-brake for unequaled stopping response. Please consult your spec sheet for a detailed component listing.

**SIS** 

## RAMPAGE

There are no compromises here, only the finest frame materials and components were used to create this off-road masterpiece. Rampage . . . The Ultimate in mountain bike performance.

**T**he New Super Sasquatch boasts a Tange full chromoly frame and features the new Shimano Exage mountain groupo. The Exage brake and shift levers are combined with a fully adjustable bracket. The powerful rear U-brake combined with front cantilevers will give you outstanding stopping performance. The front changer utilizes a triple index system for faster more accurate chain ring shifts. Other stock features include: Araya alloy rims, Panaracer Fattrax tires, and the new SR pulley stem and handlebar combo.

**SIS** 

**EXAGE**  
mountain



*Tange full chro-moly mountain frame.*

*New SR pulley stem with a flat racing style handlebar.*

*New Shimano M450 SIS equipment including rear U-brake.*

## SUPER SASQUATCH

If you're still searching for the perfect off-road bicycle, let us suggest the 1988 Super Sasquatch. We're confident it will meet and exceed your toughest requirements.



*Ishiwata chro-moly mountain frame (three main tubes).*

*New Vetta anatomically designed saddle.*

*Shimano M350 SIS groupo featuring a new triple Bio-Pace crank.*

**E**quipped with the new Shimano Exage Trail components the 1988 Pinnacle will provide outstanding performance on or off the road. The new front and rear index changers offer unequaled shifting accuracy. Other features of note include: 26" light alloy rims, deluxe skinwall tires, and a Vetta anatomic saddle. Smooth action braking response is aided by the new SR pulley stem. The extra long foam grips offer all the shock absorption required for off-road riding. Available in an assortment of *HOT* new colour combinations.



## PINNACLE

Designed with state of the art features and styling the 1988 Pinnacle rides circles around the competition.

**T**he Bigfoot features a durable chro-moly frame (three main tubes), and utilizes a new sloping top-tube design. Other top features to look for include: dependable Shimano light-action index shifters, full chro-moly fork, rear U-brake mounted under the chainstays, deluxe SR triple crank with contrasting black and white trim, sealed mechanism hubs (quick-release front), and a new chro-moly roller stem and bar combination. Ask for one at your local Norco dealer!



*Tri-moly mountain frame with sloping top-tube.*

*New full chro-moly roller stem with flat bar.*

*New SR triple crank with black rings.*

## **BIGFOOT**

Your search has finally ended! The 1988 Bigfoot is the answer to all your off-road riding needs at a price that won't leave you gasping for air.



*Araya LIA rims with sealed mechanism hubs.*

*Sloping top tube frame design with hot two-tone fades.*

*Shimano light action SIS transmission.*

**A**vailable in an assortment of wild colours, the Kokanee is bound to be a crowd pleaser. It incorporates the same frame design as our Bigfoot model and also features the Shimano light action index gearing system. Additional stock components include: Chromoly roller stem with mid-rise bar (for a more upright comfortable ride), new SR crank featuring the oval tech system, Araya alloy rims, and a dependable cantilever braking system. Available in three popular sizes.

**SIS** 

## KOKANEE

New to the Norco line the 1988 Kokanee combines an innovative new frame design with today's latest high-tech components.

**T**he mens and ladies Bushpilot offers affordable performance. Both come in an assortment of dazzling two-tone colour combinations. These durable Hi-tensile frames will provide years of dependable service. The SR crankset features the oval tech system, and comes with a built in chainguard. Both models come stock with sealed mechanism hubs and light alloy rims. The Shimano index system provides 18 trouble free gears and the cantilever brake gives you all the stopping power you'll need.



## BUSHPILOT

Attractive styling and a full compliment of quality components puts the mens and ladies Bushpilots in a class of their own.





**T**he 1988 Mountaineer line should leave you with only one question...Which one? Are you looking for the convenience of index shifting, or are light alloy wheels your highest priority. Whichever model you choose, we're confident it will provide years of dependable cycling pleasure. Common features include: cantilever brakes, sealed mechanism hubs, Shimano 18-speed drive train, and a comfortable high rise handlebar and stem combo. Please note the Ladies model is available in regular only.

## MOUNTAINEER/SL/SIS

The 1988 Mountaineers give new meaning to the phrase "something for everyone". Available in three popular variations: 1) Mountaineer Regular 2) Mountaineer SL with alloy wheels, or 3) Mountaineer SIS with index gearing.

**T**hese attractive bicycles evolved from the mountain bike trend and are available in an assortment of colours, and come stock with matching fenders. The well cushioned anatomic saddle combined with a high-rise handlebar and stem provide a comfortable up-right riding position. Additional virtues include: Sealed mechanism hubs, Shimano 12-speed drive train, light alloy sidepull brakes and smooth rolling 26 x 1.5 tires.

NOTE: Girls model not shown.



## ALPINE EXPRESS

The new Alpine Express unites comfort, style, and function and is available in a mens, ladies, or girls model.



**T**hese popular junior mountain bikes are comprised of durable Hi-tensile tubing and are available in a wide range of two-tone colour combinations. Both models feature Shimano gearing and comfortable anatomic saddles. The girls model uses a mid-rise handlebar and stem combo while the Micro uses a mini bullmoose style bar for smaller riders. The girls mountaineer features L/A cantilever brakes and 24" mini mountain wheels. Perfect for active children and teens.

## MICRO MOUNTAINEER/ MINI GIRLS

The Micro and Mini Girls Mountaineer follow a proven design and offer younger mountain bike enthusiasts style and function second to none.

**T**hese rugged Junior Mountain bikes come stock with the same quality components found on our adult bikes. Features common to both models include: Hi-tensile frames, light alloy cantilever brakes, Shimano shifters and changers, and durable 24 x 2.0 on/off road tires. The Jammer offers 18-speeds and the mini offers a 12-speed system. Both models utilize a steel cotterless crank with built in chainguards. The Jammer also comes complete with light alloy wheels.



## MINI BOYS MOUNTAINEER/JAMMER

Scaled down versions of our adult Mountaineers the Micro Boys and Jammer offer all the features demanded by the younger mountain bike market.



*Durable cantilever style frame  
with matching fenders*

*Wide 26 x 2.125 tires for  
a stable, cushioned ride.*

*No nonsense Shimano  
6-speed drive train.*

**T**he traditional one speed cruiser modified to provide six wide ratio gears. This beauty boasts the same great characteristics associated with our one speed cruisers. High rise cushioned handlebars, wide spring cushioned saddle, and matching painted fenders are all standard features on the Santa Cruz 6-Speed. For the ultimate in comfort and stability choose the Santa Cruz 6-Speed.

## SANTA CRUZ 6-SPEED

If comfort, stability, and simplicity are three of your main cycling requirements then look no further. The 1988 Santa Cruz 6-Speed offers all the above and much, much more. See one soon!

## RAMPAGE

## SUPER SASQUATCH

## PINNACLE

FRAME SIZES	16", 18", 20.5"	17", 19", 20.5", and 22.5"	19", 20.5", 22.5" and 23.5".
FRAME MATERIAL (main triangle)	Tange full chro-moly light-weight tubing. Complete with a full compliment of braze-ons.	Full chro-moly frame, rear triangle, and fork. Hot new graphics.	Full chro-moly Ishiwata mtn. frame. Complete with full braze-ons.
REAR STAYS	Full chro-moly.	Chro-moly.	Hi-tensile.
FORK	Tange chro-moly Uni-Crown.	Chro-moly oval blade Uni.	Full chro-moly Uni-Crown.
HEADSET	Shimano Deore XT.	Shimano M-450.	Sealed mechanism (Vesta).
HANDLEBARS	SR chro-moly flat bar.	SR Flat racing style.	Flat racing style bar.
STEM	Nitto pipe roller stem.	SR Pulley stem.	SR Pulley stem.
HANDLEBAR TAPE/GRIPS	Tange HG-10 long.	Tange HG-4 foam.	Tange style.
SADDLE	Vetta mundial racing.	Vetta anatomic men's.	Vetta anatomic.
SEAT POST	Shimano Deore XT	Strong 300mm with new plate.	Strong 300mm light-alloy.
SHIFT LEVERS	Shimano Deore XT SIS.	Shimano M-450 combination.	Shimano M-350 combination.
FRONT DERAILLEUR	Shimano Deore XT.	Shimano M-450 SIS.	Shimano M-350.
REAR DERAILLEUR	Shimano Deore XT SIS.	Shimano M-450 SIS.	Shimano M-350 SGS SIS.
FREEWHEEL	Shimano 13-30T 6-speed cassette.	Shimano 14-30T 6-speed.	Shimano 14-30T 6-speed.
CRANK SET	Full Deore XT with 26/36/46T Bio-pace II rings. 170mm or 175mm.	Shimano M-450 Bio-pace with 28-36-48T steel rings. (Titanium finish).	L/A Shimano Bio-pace cranks with 28/36/48T steel rings. Sealed mech B.B.
BRAKE CALIPERS	Shimano Deore XT with rear U-brake.	Shimano front cantilever with rear U-brake.	Shimano cantilever front with rear U-brake.
BRAKE LEVERS	Shimano Deore XT with deluxe mtn. cables.	Shimano combination with SLR system.	Shimano M-350 combination levers.
PEDALS	Shimano Deore XT	Shimano M-450.	MKS mtn. pedals.
CHAIN	Shimano index.	Shimano uniglide.	Shimano uniglide.
HUBS	Shimano Deore XT Q/R hub set.	Shimano M-450 Quick release.	Shimano M-350 L/A type.
SPOKES	Stainless Steel	14G with brass nipples.	Galvanized with brass nipples.
RIMS	Araya RM-20 hardened.	Araya 7S 26 x 1.75 L/A	26 x 1.5 L/A rims.
TIRES	Panaracer 26 x 2.02 Fatrax.	Panaracer 26 x 2.02 Fatrax.	26 x 2.125 Knobby mtn.
WEIGHT	29.5 lbs.	30 lbs.	30 lbs.
COLOUR	Red/White, Yellow/White, Anthracite/Splatter.	Yellow/White, Black/Fuschia, Blue/White.	Blue/Blue, Yellow/White, Red/White, Blue.
MISCELLANEOUS	Full braze-ons and reflector set.	Full braze-ons and reflector set.	Double H2O mounts, pump peg, and carrier boss braze-ons w/reflectors.

## SPECIFICATIONS

## BIGFOOT

## KOKANEE

## BUSH PILOT

## MOUNTAINEER/SL/SIS

19", 21", 23".	18", 20", 20.5"	M: 17", 19", 21", 23", L: 19"	M: 19", 21", 23", L: 17.5", 20"
Three main tubes are full chro-moly. Full cable guides, and cable stop braze-ons. Sloping top-tube.	Lugless mtn. frame with new sloping top tube. Seat-tube chro-moly.	Lugless Hi-tensile mountain frame. Ladies frame has super stiff triple rear stays. Sloping T-tube.	Lugless Hi-tensile mountain bike frame.
Hi-tensile.	Hi-tensile.	Hi-tensile.	Hi-tensile, Ladies: 3 stays.
Full chro-moly oversize Uni.	Hi-tensile Uni-Crown oval blade.	Hi-tensile Uni-Crown oval blade.	Hi-tensile.
C/P mtn. bike.	C/P steel.	C/P steel.	Chrome-plated steel.
Flat racing style bar.	Mid rise mtn. painted.	Mid rise mtn. painted.	Hi-rise painted mtn.
Pipe roller stem.	Pipe roller stem.	L/A painted mtn. stem.	Hi-rise painted.
Black p/u mountain grips.	Black mountain grips.	Black mountain grips.	Black mountain grips.
Norco anatomic vinyl.	Norco anatomic vinyl.	Norco anatomic vinyl.	Anatomic wide mountain saddle.
Delta light-alloy (Q/R clamp).	Chrome-plated steel (Q/R clamp).	Chrome-plated steel (Q/R clamp).	Chrome-plated steel.
Shimano MS-55 SIS.	Shimano MS-55 SIS.	Shimano MS-55 SIS.	Shimano standard or SIS.
Shimano long cage.	Shimano long cage.	Shimano M-204.	Shimano AX-55.
Shimano M-531 SIS.	Shimano M-531 long arm.	Shimano M-451.	Shimano standard or SIS.
Shimano 14-30T 6-speed.	Shimano 14-30T 6-speed.	Shimano 14-30T 6-speed.	Shimano 14-30T 6-speed.
SR triple crank with interchangeable oval rings. 26/36/46T with 175mm alloy crank arms.	New SR triple crank set. 26/36/46T Oval tech steel rings. 175mm L/A arm with guard.	New SR triple crank set. 28-38-48T Oval tech steel rings. 175mm L/A arm with guard.	170mm Cotterless steel triple. 36/40/48T with plastic chain guard.
Chang Star light-alloy cantilever. Rear U-brake.	Light-alloy cantilevers (Chang Star).	Light-alloy cantilevers (Chang Star #880A).	Chang Star light-alloy cantilever brakes (Silver).
Chang star L/A mtn. levers. with lined cables.	Chang star L/A mtn. levers. with lined cables.	Chang star L/A mtn. levers. lined cables.	Chang Star light-alloy with lined cables.
New plastic mtn. style.	Plastic mountain pedals w/refl.	Black mtn. pedals with reflector.	Plastic mountain pedals.
Shimano uniglide.	KMC 1/2" x 3/32" Black (Uni-glide).	KMC 1/2" x 3/32" Black.	1/2" x 3/32" Black
Light-alloy sealed mechanism (White). Front is Q/R.	Sealed mechanism chrome-plated small flange hubs. Front Q/R.	Sealed mechanism chrome-plated small flange hubs. Front Q/R.	Steel (Chrome-plated). Sealed mechanism.
14 G chrome-plated.	14 G with brass nipples.	14 G with brass nipples.	14 G with brass nipples.
Light-alloy 26 x 1.5 anodized.	26 x 1.5 alloy rims.	26 x 1.75 alloy rims.	Mountaineer: steel, Mtn. SL: alloy.
26 x 2.05 on/off skinwall.	26 x 2.125 on/off deluxe tires.	26 x 2.125 on/off deluxe skinwall tires.	26 x 2.05 on/off gum tires.
32 lbs.	32 lbs.	Men's: 32 lbs., Ladies': 33 lbs.	M: 35 lbs/L: 35.5 lbs/SL: 34 lbs.
Yellow/Black, Red/White Blue/White, Turquoise/White.	Blue/White, Yellow/Black, Black/Yellow, Red/White.	See your Norco Dealer regarding colours.	Black, Red, Ocean Mist, Yellow, Blue, Red.
Complete with full compliment of braze-ons, and reflectors.	Complete with H2O braze-ons, and reflectors.	Both bikes come with braze-on cable guides, stops, and reflectors.	Braze-on cable guides and stops with reflectors.

## ALPINE EXPRESS

## JAMMER

## MINI MOUNTAINEERS

## SANTA CRUZ 6 SPEED

FRAME SIZES	M: 18", 20", 22", L: 18", 20"	15.5" Boy's	15.5" Boy's and Girl's.	19"
FRAME MATERIAL (main triangle)	Lugless Hi-tensile semi mtn. frame. Also available in smaller girls frame.	Lugless Hi-tensile Mini mountain frames. Available in girl's or boy's frame geometry.	Lugless Hi-tensile Mini mountain frames. Available in girl's or boy's frame geometry.	Hi-tensile cantilever style cruiser frame.
REAR STAYS	Hi-tensile.	Hi-tensile.	Hi-tensile.	Hi-tensile.
FORK	Hi-tensile Uni-Crown.	Uni-Crown Hi-tensile.	Uni-Crown Hi-tensile.	Hi-tensile.
HEADSET	Chrome-plated steel.	Chrome-plated steel.	Chrome-plated steel.	Standard 6-piece chrome-plated.
HANDLEBARS	Hi-rise mtn. style.	Mini mid rise, C/P.	Mini mid rise, C/P.	Beach cruiser type.
STEM	Steel mtn. stem.	C/P Hi-rise.	C/P Hi-rise.	C/P cruiser stem.
HANDLEBAR TAPE/GRIPS	Black mountain grips.	Black mountain grips.	Black mountain grips.	4-piece foam grips.
SADDLE	Anatomic wide mountain saddle.	Anatomic design (vinyl).	Anatomic design (vinyl).	Spring cruiser saddle.
SEAT POST	Chrome-plated steel.	Chrome-plated steel.	Chrome-plated steel.	C/P steel.
SHIFT LEVERS	Shimano light-alloy ratchet shifters.	Light-alloy ratchet shifters (Shimano).	Light-alloy ratchet shifters (Shimano).	Shimano R thumbshifter.
FRONT DERAILLEUR	Shimano long cage mtn. changer.	Shimano long cage mtn. changer.	Shimano long cage mtn. changer.	N/A
REAR DERAILLEUR	Shimano long arm mtn. changer.	Shimano long arm mtn. changer.	Shimano long arm mtn. changer.	Shimano long arm.
FREEWHEEL	14-30T 6-speed.	14-32T 6-speed.	14-32T 6-speed.	14-30T 6 speed.
CRANK SET	Cotterless L/A 170mm with 38-48T rings. (Chrome-plated). With circular chain guard.	165mm steel cotterless crank. Triple 26/36/44T rings with guard.	165mm steel cotterless crank. 36/44T rings with guard.	6-1/2" one piece C/P crank with 46T C/P C-ring.
BRAKE CALIPERS	Lee Chi light-alloy side-pull.	Chang Star light-alloy cantilever Style.	Chang Star light-alloy cantilever Style.	Chang Star L/A sidepull.
BRAKE LEVERS	Light-alloy mini mountain	Light-alloy mountain levers. levers.	Light-alloy mountain levers.	Chang Star Light Alloy.
PEDALS	Plastic mountain pedals.	Plastic mountain pedals.	Plastic mountain pedals.	Black Plastic 9/16".
CHAIN	1/2" x 3/32" Black.	1/2" x 3/32" Black.	1/2" x 3/32" Black	1/2 x 1/8" Black.
HUBS	Chrome-plated steel (36H). Sealed mech.	36 Hole chrome-plated steel.	36 Hole chrome-plated steel.	36 Hole C/P steel.
SPOKES	14 G with 5/8" brass nipples.	14 G with brass nipples.	14 G with brass nipples.	12 G with brass nipples.
RIMS	CMC 26 x 1.5" steel.	24 x 1.75 L/A	Mini's: 24", Micro: 20 x 1.75 steel.	CMC 26 x 2.125 C/P.
TIRES	26 x 1.50 on/off road skinwall tires.	24 x 2.05 on/off road mtn. tires.	24 x 2.05 on/off road mtn. tires. Micro: 20 x 1.75".	26 x 2.125 whitewall.
WEIGHT	35 lbs.	Boy's 30.5 lbs.	Boy's/Girl's: 31.5 lbs., Micro: 29.5 lbs.	N/A
COLOUR	See your Norco Dealer regarding colours.	Yellow/Black, Blue/White Red/White, Mist/White	See your Norco Dealer regarding colours	Black, Blue/White, Red/White.
MISCELLANEOUS	Braze-on cables guides, cable stoppers, and reflectors.	Complete with cable guide, cable, stop braze-ons, and reflectors.	Complete with cable guide, cable, stop braze-ons, and reflectors.	Complete with reflectors.

## SPECIFICATIONS

## SPECIFICATIONS



## FRAME INFORMATION

Outlined below is a brief description of the key characteristics affecting a bicycle's performance. Each model is specifically designed to meet the needs of its intended user.

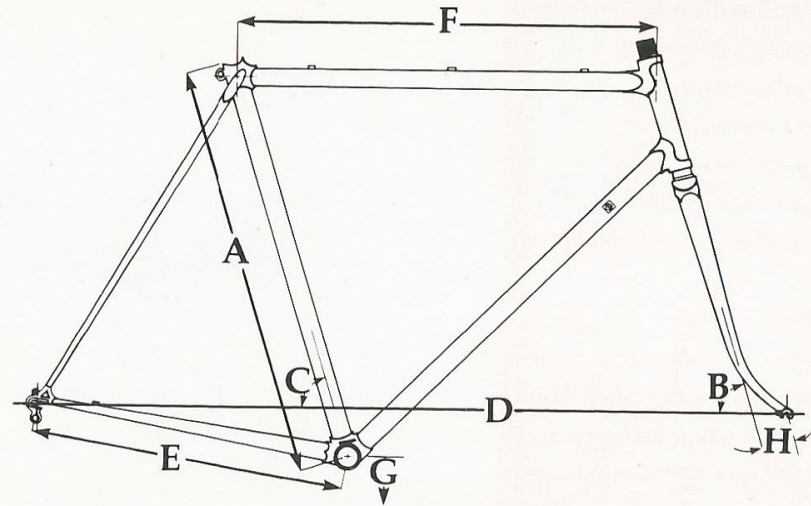
The *seat tube* length determines the size of each frame. It ultimately determines the fit of the bike, as it governs the height of the top tube from the ground.

The *head tube* angle and *seat tube* angle contribute to the control and responsiveness of the bicycle. Low angles generally produce a very smooth stable ride (especially at higher speeds). Steep angles generally produce a very responsive, agile bike capable of more technical riding (eg. twisting trails, or high performance road riding).

The *wheel base* and *chainstay length* also affect the handling of the bicycle. Generally, a long wheel base or long chainstays produce a stable ride in addition to providing some road shock absorption. A short wheel base contributes to a more agile responsive feel.


*Bottom bracket height* governs the center of gravity of the bicycle and determines overall ground clearance.

For a more detailed discussion of frame characteristics, please consult your local Norco dealer.



	A. SEAT TUBE (mm)	B. HEADTUBE ANGLE (°)	C. SEAT TUBE ANGLE (°)	D. WHEEL BASE (mm)	E. CHAINSTAY LENGTH (mm)	F. TOP TUBE LENGTH (mm)	G. B.B. HEIGHT (mm)	H. FORK RAKE (mm)
RAMPAGE	520	70.5	72.5	1059	442	566	297	45
SUPER SASQUATCH	520	70	70	1033	445	547	290	45
PINNACLE	520	70	70	1033	445	547	315	45
BIGFOOT	580	70	70	1070	460	545	295	60
EUROSPORT TRI-A	570	74	74	1000	410	569	256	45
VICTORY TRI-A	520	72	74	985	410	532	260	50
LADYSPORT	430	72	74	960	425	482	255	48
MONTEREY SL	570	73.5	73.5	1005	410	560	275	45

**T**he Eurosport was introduced last year, and received rave reviews from across Canada. The 1988 model offers the same great performance and continues to be recognized as an outstanding value. State of the art features include: Shimano 105 groupo including Bio-Pace cranks, and the smooth action SLR braking system, light weight Araya SS-45 black rims with Panaracer 700C slick tires, and a Vetta mundial racing saddle. Please consult the spec sheet for a more detailed component listing.



*Tight, responsive, Tange tri-moly racing frame. Light-weight and extremely durable.*

*State of the art Shimano 105 braking system.*

*Shimano 105 crankset with Bio-Pace rings.*

## EUROSPORT TRI-A

Experience the 1988 Eurosport Tri-A, we're confident you won't find a better equipped, better handling bike anywhere. A must see!



*Araya light-alloy rims  
with Panaracer 27 x 1"  
dual hardness tires.*

*Main triangle utilizes Tange  
Infinity chro-moly tubing.*

*New Shimano Exage Sport  
index system . Crank  
features Bio-Pace rings.*

**T**he all new Victory Tri-A is one of the hottest looking best performing bikes in this price range. The new Exage Sport equipment includes a switchable front index changer for more positive chainring shifts. Additional highlights include: the Shimano Bio-Pace system, Exage SLR brakes with Aero levers, Araya light alloy rims, Panaracer 27 x 1" tires, and small flange quick release hubs. Check it out!

**SIS** 

## VICTORY TRI-A

This attractive tri-moly racing bicycle features Shimano's new Exage Sport index equipment. Available in a dazzling array of hot new colours.

**T**his innovative frame design is gaining wide acceptance throughout the cycling industry. The 20" model utilizes a standard 700C wheel configuration. The two smaller sizes utilize the compact frame design with a 24" front fork and shorter top-tube to facilitate a better fit for smaller riders. Other features of note include: Shimano A350 index group, Araya light alloy rims, and Dia-Compe deluxe brakes with compact Aero design levers.




*Compact chro-moly frame with a 24" front wheel.*

*Dia-Compe compact Aero levers incorporating the new BRS system.*

*New Shimano index shifting front derailleur.*

## LADYSPORT

Finally a compact bicycle designed specifically to fit smaller adult cyclists. Equipped with Shimano M350 index components.



*Araya 700C light alloy rims with quick release hubs.*

*Triple butted Ishiwata chro-moly frame with wild two-tone cosmetics.*

*Suntour 3040 Accushift drive train.*

**P**recision built from Ishiwata chro-moly tubing (three main tubes). Ideal for the sport/recreational riders looking for a competitively priced quality bicycle. The Monterey SL features Suntour's new 3040 index shifters for flawless shifting response. Sugino low profile cranks, Araya 700C light alloy rims, Dia-Compe brakes with quick release, and a Vetta anatomic saddle combine to reinforce the value associated with this bike.

**ACCUSHIFT**

## MONTEREY SL

Back by popular demand the 1988 Monterey SL combines a durable chro-moly frame with the most innovative index equipment available.

**T**he new Norco GT comes standard with a complete assortment of touring related braze-ons. The front fork is equipped with low rider rack fittings, and the rear stays have extra eyelets to accommodate rear rack and fenders. The frame (three main tubes) and fork are constructed from full chro-moly to provide a durable light weight frame. 18 speed wide ratio gearing is supplied by Shimano light action index equipment. Brakes are Dia-Compe cantilevers (touring model).

**SIS** 



*Tri-moly touring frame with a full compliment of rack braze-ons.*

*Chro-moly front fork with low rider rack braze-ons.*

*32-42-52T 175mm touring cranks.*

## NORCO GT

If dependability and durability are important to you then take a look at the 1988 Norco GT. It employs all the features requested by today's touring cyclists.



*Araya light alloy rims with quick release front hub.*

*Tri-moly frame available in a wide range of sizes (19-27").*

*SR light alloy double cranks with 42-52T steel rings.*

**T**his tri-moly sport bike is available in a wide range of colours and sizes. It comes equipped with the following quality components: Shimano light action SIS gearing, SR alloy crankset, light alloy caliper brakes with quick release, light weight Araya rims, and a quick release front hub for transportation and storage convenience. See one soon at your local Norco dealer. NOTE: Also, available in a 27" frame size for taller than average riders.

**SIS** 

## MONTEREY

This sleek two-tone beauty offers the sport/recreational rider affordable performance. Ask for it at your local Norco dealer.

**T**hese durable hi-tensile frames are ideal for commuting or sport riding use. They feature: dependable Shimano gearing, cotterless steel crankset with chainguard, light alloy side pull brakes, and foam covered handlebars for extra road shock absorption. Brake levers include removable safety levers. Wheels are made with quality light alloy rims and small flange steel hubs. Available in two-tone colour combination.



## BERETTA

These quality packed 12-speeds offer the recreational rider both value and function. Available in mens or ladies frame styles.





## NOMAD

The mens and ladies Nomads provide dependable cycling pleasure at an affordable price. Available in an assortment of attractive colours and sizes.

**T**he 1988 Nomads are ideal for recreational cyclists looking for a competitively priced quality bicycle. Features of note include: 27 x 1-1/4" steel wheels, quality gumwall tires, Shimano gearing for trouble free shifting, and light alloy caliper brakes with safety levers. Handlebars come with 4-piece foam grips for a well cushioned comfortable ride. Consult your local Norco dealer for further information.

## EUROSPORT TRI-A

## LADYSPORT

## VICTORY TRI-A

## MONTEREY S.L.

FRAME SIZES	48cm, 52cm, 56cm and 61cm.	17.5", 18.5" and 20".	48cm, 52cm, 57cm and 62cm.	48cm, 52cm, 57cm and 62cm.
FRAME MATERIAL (main triangle)	Full Tange Infinity chro-moly double-butted tubing. Race frame geometry with a full compliment of braze-ons.	Full Tange Infinity chro-moly double-butted tubing. Unique new frame design to fit smaller riders.	Tange Infinity chro-moly double-butted (3 main tubes).	Ishiwata triple-butted chro-moly race style frame. New fade and decal combination.
REAR STAYS	Hi-tensile with adjusting screws.	Hi-tensile with adjusting screws.	Hi-tensile.	Ishiwata Hi-tensile.
FORK	Mangalay.	Hi-tensile 24" (17.5" & 18.5").	Hi-tensile.	Ishiwata Hi-tensile (sloping crown).
HEADSET	Shimano 105.	Hatta sealed mechanism.	Shimano A-450.	Deluxe black finish.
HANDLEBARS	Nitto light-alloy.	Kusuki light-alloy.	Light-alloy with buffed centre.	Light-alloy with buffed centre.
STEM	Nitto Young III Aero type.	Light-alloy with allen key bolts.	Light-alloy with allen key bolts.	Light-alloy with allen key bolts.
HANDLEBAR TAPE/GRIPS	OGK (shiny padded).	OGK shade type.	OGK shiny, padded type.	OGK shiny, shade type.
SADDLE	Vetta mundial racing saddle.	Vetta ladies anatomic.	Vetta mundial racing.	Vetta anatomic racing.
SEAT POST	"Strong" light-alloy.	"Strong" light-alloy.	Strong NS-3C light-alloy.	Strong NS-3C light-alloy.
SHIFT LEVERS	Shimano 105 SIS levers (braze-on).	Shimano A-350 SIS.	Shimano A-450 SIS.	Suntour 3040 Accushift
FRONT DERAILLEUR	Shimano 105.	Shimano A-350 SIS.	Shimano A-450 SIS.	Suntour 3040 short cage.
REAR DERAILLEUR	Shimano 105 SIS compatible.	Shimano A-350 SIS.	Shimano A-450 SIS.	Suntour 3040 Accushift.
FREEWHEEL	Shimano 13-24T CSST.	Shimano 14-26T 6-speed.	Shimano 14-26T 6-speed CSST.	Suntour Perfect 14-26T 6-speed.
CRANK SET	Shimano 105 with 42-52T Bio-Pace "Race" light-alloy chainrings. (170mm) (9/16).	Shimano A-350 165mm L/A cranks with 42-52T steel Bio-Pace rings.	Shimano A-450 L/A with 42-52T steel Bio-Pace rings (170mm).	Sugino light-alloy low profile. 170mm with 40-52T interchangeable rings. B.B. includes water sheath.
BRAKE CALIPERS	Light Action Shimano 105. New Aero type brake pads with tire guides.	Dia-Compe L/A 400 N side-pull.	Shimano A-450 L/A side-pull type.	Dia-Compe 400 L/A side-pull with Q/R.
BRAKE LEVERS	Shimano 105 Aero type with internal springs (lined cables).	Dia-Compe compact size Aero levers.	Shimano A-450 Aero with SLR system.	Dia-Compe 204/C slotted with anatomic lever hoods.
PEDALS	Shimano 105 with toe clips.	MKS 10-speed pedals.	Shimano A-450 with clips.	MKS (black finish).
CHAIN	Shimano Uniglide (1/2" x 3/32").	Shimano Uniglide (1/2" x 3/32").	Shimano Uniglide.	Suntour 1/2 x 3/32" Z-Chain.
HUBS	Shimano 105 light-alloy, small flange.	Sansin sealed mechanism Q/R.	Shimano A-450 with Q/R. Rear is free hub.	Sansin light-alloy with quick-release.
SPOKES	14 G with brass nipples.	14 G with brass nipples.	14 G with brass nipples.	Galvanized with brass nipples.
RIMS	Araya 700C 36 hole (black finish).	Araya 700C with 24" front.	Araya 27 x 1" L/A.	Araya 700C light-alloy (pin type).
TIRES	Panaracer 700 x 25C Technova dual hardness, slick/tread design.	Panaracer 700 x 25C Technova dual hardness, slick/tread design.	Panaracer 27 x 1" dual hardness. Tubes are Presta type.	Panaracer 700 x 28C dual hardness. Tubes are Presta type.
WEIGHT	23 lbs.	23 lbs.	24.5 lbs.	24.5 lbs.
COLOUR	Blue/White, Yellow/White, Anthracite/White, Fuschia w/White splatter.	Turquoise/White, Pink/White, Fuschia/White.	Blue/White, Black/Red, Yellow/White.	Red/Silver, Black/Fuschia, Blue/White, Red.
MISCELLANEOUS	Braze-ons include: 2 water cage mounts, and chainhook, with reflectors.	Braze-ons include: 1 water cage mount and chainhooks, with reflectors.	Braze-ons include: shifter studs, waterbottle, cable stops and guides, with reflectors.	Braze-ons include: shifter studs, waterbottle, cable stops and guides, with reflectors.

## SPECIFICATIONS

## GRAND TOURING

## MONTEREY

## BERETTA MENS

## NOMAD

19", 21", 23", and 25".	19", 21", 23", 25" and 27".	Men's: 19", 21", 23", 25" Ladies': 19", 21"	Men's: 21", 23" Ladies': 20"
Fully lugged chro-moly race style frame.	Fully lugged tri-moly race style frame. Hot new two-tone fades.	Fully lugged Hi-tensile frames. Available in men's or ladies' frame geometry.	Fully lugged Hi-tensile frames. Available in men's or ladies' frame geometry.
Hi-tensile.	Hi-tensile.	Hi-tensile.	Hi-tensile
Hi-tensile with low rider fittings.	Spinner Hi-tensile (w/fender eyelets).	Spinner 27" (Hi-tensile).	Spinner 27" (Hi-tensile).
Standard 6-piece chrome-plated.	Standard 6-piece chrome-plated.	Chrome-plated steel.	Chrome-plated steel.
10-speed type with alloy sleeve.	10-speed type with alloy sleeve.	Steel 10-speed racing style.	Steel 10-speed racing style.
Light-alloy (allen key type).	Light-alloy (allen key type).	Light-alloy 80mm (19", 20"), 100mm (23").	Light-alloy 80mm (19", 20"), 100mm (23").
PU padded type.	PU padded type.	4-piece foam grips (full coverage).	4-piece foam grips (full coverage).
Vetta anatomic black.	Anatomic vinyl.	Men's: racing style. Ladies': anatomic.	Men's: racing style. Ladies': anatomic.
Chrome-plated steel.	Chrome-plated steel.	Chrome-plated steel (9").	Chrome-plated steel (9").
Shimano 434 SIS clamp type.	Shimano 434 SIS clamp type.	Shimano double stem shifters.	Shimano double stem shifters.
Shimano 204 long cage.	Shimano short cage (FD-202).	Shimano short cage.	Shimano short cage.
Shimano 531 SIS.	Shimano 541 SIS.	Shimano short arm.	Shimano short arm.
Shimano 14-30T 6-speed.	Shimano 14-26T 6-speed.	Shimano 14-28 6-speed.	Shimano 14-28 6-speed.
SR L/A triple crank with 32-42-52T steel rings. Sealed mech B.B.	SR CTC 626 light-alloy arms with 42-52T steel rings (170mm). Complete with built-in chainguard.	170mm cotterless chrome-plated crank set with 40-52T steel rings. Includes plastic chainguard.	170mm cotterless chrome-plated crank set with 40-52T steel rings. Includes plastic chainguard.
Dia-Compe touring cantilevers.	Chang Star 500 L/A side-pull with Q/R.	Chang Star light-alloy side-pull brakes.	Chang Star light-alloy side-pull brakes.
Dia-Compe L/A with crystal casing.	Chang Star levers with rubber hoods.	Chang Star levers. (complete with safety levers).	Chang Star levers. (complete with safety levers).
Quill type with reflectors.	Quill type.	Standard 10-speed pedal.	Standard 10-speed pedal.
Shimano Uniglide (3/32").	Shimano Uniglide (3/32").	KMC 1/2" x 3/32" Black.	KMC 1/2" x 3/32" Black.
Suzue 36H L/A with Q/R.	Suzue L/A rear nutted, front Q/R.	Chrome-plated steel (small flange) hubs. Both are 36H nutted.	Chrome-plated steel (small flange) hubs. Both are 36H nutted.
14 G with brass nipples.	14 G with brass nipples.	14 Gauge.	14 Gauge.
27 x 1-1/4" L/A anodized.	27 x 1-1/4" L/A anodized.	27 x 1-1/4 L/A anodized.	CMC 27 x 1-1/4" steel (chrome-plated).
27 x 1-3/8" deluxe gumwall touring tire.	27 x 1-1/4" gumside tire. New tread design.	New design 27 x 1-1/4" gumwall.	New design 27 x 1-1/4" gumwall.
29 lbs.	28 lbs.	Men's: 31 lbs. Ladies': 31 lbs.	Men's: 31 lbs. Ladies': 31 lbs.
Aqua/White, Anthracite/White, Red/White.	Aqua/White, Red/White, Red/Yellow, White/Purple, Blue/White.	Blue/White, Red/White, Black, Mist/White.	Blue/White, Red/White, Black, Mist/White.
Braze-on cable guides and stops. Complete with reflectors.	Braze-on cable guides and stops. Complete with reflectors.	Braze-ons include: cable guides and stops. Complete with reflectors.	Braze-ons include: cable guides and stops. Complete with reflectors.

# LIMITED LIFETIME WARRANTY

**NORCO PRODUCTS LTD. (hereinafter called NORCO)** warrants the replacement or repair of any original part due to defect in material and/or workmanship for the period of one year from date of purchase. Such purchase must be documented by original sales slip or other proof of purchase by such owner. This warranty shall continue in full force and effect for the first year of the original ownership following the date of purchase.

**NORCO** at its sole discretion, will replace or repair without charge, any original part that is determined by **NORCO** to be defective under the terms of this warranty. However, transportation and dealer labour charges are not covered hereunder.

Failure due to accident, abuse, neglect, normal wear, stunt riding, commercial use, dirt riding, improper

assembly, improper fit, maintenance by any other than an authorized **NORCO** dealer, or use of parts inconsistent with the use originally intended for the bicycle as sold are not covered by this warranty.

This warranty does not apply when the bicycle is used in any competitive event, or when used for training for such competitive events.

Due to the nature of the sport, mountain biking may induce accelerated wear on the frame and components when used for off-road purposes, and the resulting wear will not be considered warranty.

There are no other warranties or guarantees, expressed or implied, made by **NORCO** of this bicycle. The exclusive liability of **NORCO** and/or any of its authorized dealers, affiliates or agents pursuant to this

warranty shall be for the replacement or repair of the defective part, and incidental or consequential damages are expressly excluded hereunder.

**LIMITED LIFETIME FRAME WARRANTY:** Due to superior quality control and design, **NORCO** warrants the frame against defects in materials and/or workmanship, pursuant to the terms and conditions outlined above, for the duration of the original ownership following the date of purchase.

**NOTICE:** In no event shall **NORCO**, its agents or dealers be liable to the purchasers of its bicycles, or to third parties for any incidental damage, consequential damage, or personal injury, due to its use.

**NOTE:** All warranty inquires should be made through an authorized **NORCO** dealer.

**NOTE:** Specifications are subject to change without notice. Actual colours may differ from pictures shown. To arrive at approximate weight comparisons a standard 21" frame has been used on all models where applicable. Due to the dangers inherent with the sport of cycling **NORCO PRODUCTS LTD.** urges the consumers and dealers using our bicycles (and equipment) to wear, and use proper safety equipment (including certified helmet, reflective clothing, bicycle reflectors, gloves, and other appropriate safety gear) during any riding session.

## NORCO PRODUCTS LTD. 100% CANADIAN OWNED

### Vancouver

7950 Enterprise St. Burnaby, B.C. V5A 1V7

### Winnipeg

Unit #10, 1832 King Edward St. Winnipeg, Man. R2R 0N1

### Toronto

321 Hanlan Road, Woodbridge, Ont. L4L 3R7

**YOUR AUTHORIZED NORCO DEALER**