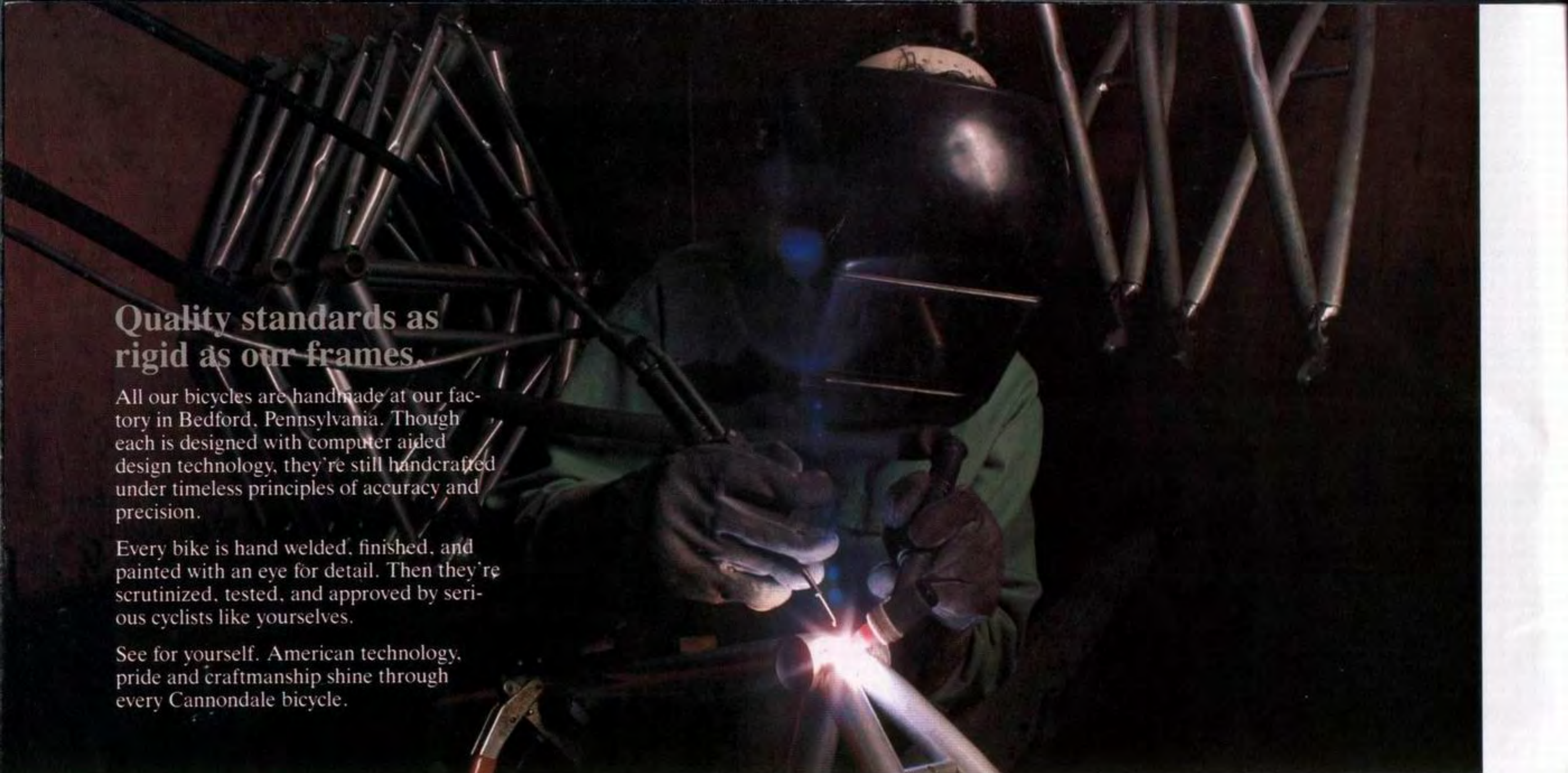


Cannondale  
Aluminum  
Bicycles  
1988

cannondale

cannondale





## Quality standards as rigid as our frames.

All our bicycles are handmade at our factory in Bedford, Pennsylvania. Though each is designed with computer aided design technology, they're still handcrafted under timeless principles of accuracy and precision.

Every bike is hand welded, finished, and painted with an eye for detail. Then they're scrutinized, tested, and approved by serious cyclists like yourselves.

See for yourself. American technology, pride and craftsmanship shine through every Cannondale bicycle.

## The fastest forward motion available on two wheels.

What makes a Cannondale feel like a Cannondale?

The answer is actually pretty simple. A bike frame is a medium through which your leg energy travels. When a frame flexes, that energy is dissipated. Wasted. When it's rigid, all the energy you produce is transferred directly to the rear wheel.

The net result is faster, more efficient forward motion.

A Cannondale frame is the stiffest production frame you can buy. Which is one reason why it's also the fastest.

## So rigid, yet so light.

It's also one of the lightest—another key ingredient in high-performance cycling.

We do it with our large-diameter, heat-treated aluminum tubing. A fat steel tube could be just as stiff, but it would weigh a ton (or at least feel like a ton). On the other hand, small-diameter aluminum, though incredibly light, just doesn't provide the needed rigidity.

But our large-diameter tubes are not only super-stiff, they're super light. And a few other things we're about to tell you about.



## Stronger than you'll ever need.

Our large-diameter tubes also provide ample strength. In fact, there is no bicycle stronger than a Cannondale. So as long as you ride, the only thing you'll need to think about is stiffness. And as you know, Cannondale has the stiffness you need for an efficient transfer of energy.

For that high performance ride.

Like we said before. It's what a Cannondale is all about. Quickness. Agility. Responsiveness. And raw speed.

## Why the stiffest competitor will give you the smoothest ride.

Aluminum has another quality that makes it an ideal frame-building material.

Because of its lower density, it's a natural shock absorber. So even our large-diameter tubing transmits less road shock than less rigid steel tubing.

It's another reason why your Cannondale bike seems to hug the road. And smooth out the bumps that would knock your teeth out on other high-performance bikes. It's why you feel like you have so much more control. With so much less fatigue.

## Cannondale frame geometry. A formula for high-performance.

Cannondale frame geometry is engineered specifically for each bike's intended use. For example, Cannondale racing bikes feature criterium geometry with a shorter wheelbase and a steeper head-tube angle for exhilarating quickness and response.

Our geometry has received rave reviews in "Bicycling" magazine, "Cyclist", and "Bicycle Guide". A single test ride on a Cannondale will show you what these professional cyclists are getting so excited about.

## Every angle's been considered. And a few patented.

All Cannondale bikes feature our patented Optimum Oval (US# 4,513,985) seatstays to increase frame stiffness in the rear triangle. This is accomplished without adding weight to the frame by using the same volume of material in a superior design.

Our offset seat tube (US# 4,605,214) design allows us to shorten the chainstays on Cannondale racing bikes, which tightens the wheelbase and creates a more rigid rear triangle. It also makes the bike stiffer by effectively shortening the down tube.

## No componentry compromises. Period.

The 1988 Cannondale bicycle line features only the premier components from premier component manufacturers. So nothing that goes on a Cannondale bike can compromise the quality and performance we build into our frames.

Even minor parts, some that aren't even shown on component spec sheets, are meticulously selected for specific performance characteristics.

We not only use the components that will get the best out of our frames, we design many of our frames to get the best out of the components.

You can buy the same components on other bikes, but when you test ride a Cannondale, you'll see what we mean by "the perfect marriage of frame and componentry."



*The 1988 bicycle line comes in innovative combinations of colors and graphics that give each Cannondale bike a unique, stylish look.*




**What's it like to ride the most responsive racing bike in the world?**

Attack a hill. Jump into a sprint. Jam to the finish line. Feel the bike below you respond to your every impulse.

That's what a Cannondale racing bike is really all about.

Quickness. Agility. Responsiveness. Raw speed. And no wasted energy.

It's about the blast of wind in your face as you break off the front of the pack. About feeling exhausted and elated after a tough ride. It's about putting your heart and soul into riding faster than you ever did before.









# SR2000

The ultimate blend of style and technology and the finest racing bicycle you can buy. Seven speed Dura-Ace SIS, Shimano clipless pedals and light tubular wheels.





# DURA-ACE

## component specification

|                    |  |
|--------------------|--|
| RIMS.....          | Mavic GL 330 Tubular                                   |
| HUBS.....          | Shimano Dura-Ace 32 Hole                               |
| SPOKES.....        | 14 Gauge Stainless Steel                               |
| TIRES.....         | Wolber Pro "SPI"                                       |
|                    | Polyurethane Tread Protection                          |
| PEDALS.....        | Shimano Clipless,<br>Look Compatible                   |
| CRANKSET.....      | Shimano Dura-Ace 42 x 52                               |
| CHAIN.....         | Shimano Dura-Ace Silver                                |
| FREEWHEEL.....     | Shimano Dura-Ace 7-Speed<br>12, 13, 14, 15, 17, 19, 21 |
| BOTTOM BRACKET..   | Shimano Dura-Ace                                       |
| FR. DERAILLEUR.... | Shimano Dura-Ace Braze-On                              |
| R. DERAILLEUR....  | Shimano Dura-Ace 7-Speed SIS                           |
| SHIFT LEVERS.....  | Shimano Dura-Ace 7-Speed SIS                           |
| HANDLEBARS.....    | TTT Gimondi Criterium Bend                             |
| STEM.....          | TTT AR 84  |
| HEADSET.....       | Shimano Dura-Ace                                       |
| BRAKE SET.....     | Shimano Dura-Ace Aero Levers                           |
| SADDLE.....        | Cinelli Volare SLX                                     |
| SEAT POST.....     | American Classic                                       |
| FORK.....          | Tange Chrome-Moly                                      |
| EXTRAS.....        | White Water Bottle Cage                                |
| COLOR.....         | Red W/Custom Graphics                                  |
| SIZES (CM).....    | 48, 50, 53, 54.5, 56, 58, 60, 63                       |



*Dura-Ace 7 speed  
SIS.*



*Shimano clipless  
pedals.*



# SR1000

The beauty and performance of a Cannondale frame enhanced by the high-style seven speed Sante group. Complete with Shimano clipless pedals.





Santé

## component specification

|                    |  |
|--------------------|--|
| RIMS.....          | Wolber Alpine Hard Anodize<br>700C Clincher                  |
| HUBS.....          | Shimano Santé 32 Hole<br>7-Speed Cassette/Freehub            |
| SPOKES.....        | 14 Gauge Stainless Steel                                     |
| TIRES.....         | Michelin Hi-Lite Comp 700x20C<br>Kevlar, Foldable            |
| PEDALS.....        | Shimano Clipless, Look Compatible                            |
| CRANKSET.....      | Shimano Santé Biopace 42x52                                  |
| CHAIN.....         | Shimano Uniglide Silver                                      |
| FREEWHEEL.....     | Shimano Santé 7-Speed Cassette<br>12, 13, 14, 15, 17, 19, 21 |
| BOTTOM BRACKET..   | Shimano Santé  |
| FR. DERAILLEUR.... | Shimano Santé Braze-On                                       |
| R. DERAILLEUR....  | Shimano Santé 7-Speed SIS                                    |
| SHIFT LEVERS.....  | Shimano Santé 7-Speed SIS                                    |
| HANDLEBARS.....    | TTT Gimondi Criterium Bend                                   |
| STEM.....          | TTT AR 84  |
| HEADSET.....       | Shimano Santé  |
| BRAKE SET.....     | Shimano Santé-SLR Aero Levers                                |
| SADDLE.....        | Cinelli Volare SLX   |
| SEAT POST.....     | American Classic   |
| FORK.....          | Tange Chrome-Moly  |
| COLOR.....         | Blue   |
| SIZES.....         | 48, 50, 53, 54.5, 56, 58, 60, 63                             |



*Shimano Santé SLR  
brakes.*



*Sculptured crankset  
and clipless pedals.*



# SR800

## Pro Comp

The serious racer's racing bike. New Shimano 600 Ultegra group, Turbo saddle and Modolo anatomic bars.





SHIMANO 600 SIS

## component specification

|                    |  |
|--------------------|--|
| RIMS.....          | Wolber Alpine Hard Anodize<br>700C Clincher                        |
| HUBS.....          | Shimano 600 Ultegra 32 Hole<br>7-Speed Cassette/Freehub            |
| SPOKES.....        | 14 Gauge Stainless Steel   |
| TIRES.....         | National Panaracer Technova<br>700x20C                             |
| PEDALS.....        | Shimano 600 Ultegra  |
| CRANKSET.....      | Shimano 600 Ultegra Biopace<br>42x52                               |
| CHAIN.....         | Shimano Uniglide Silver  |
| FREEWHEEL.....     | Shimano 600 Ultegra 7-Speed<br>Cassette 12, 13, 14, 15, 17, 19, 21 |
| BOTTOM BRACKET..   | Shimano 600 Ultegra  |
| FR. DERAILLEUR.... | Shimano 600 Ultegra Braze-On                                       |
| R. DERAILLEUR....  | Shimano 600 Ultegra 7-Speed SIS                                    |
| SHIFT LEVERS.....  | Shimano 600 Ultegra 7-Speed SIS                                    |
| HANDLEBARS.....    | Modolo Anatomic  |
| STEM.....          | Modolo   |
| HEADSET.....       | Shimano 600 Ultegra  |
| BRAKE SET.....     | Shimano 600 Ultegra<br>SLR Aero Levers                             |
| SADDLE.....        | Selle Italia Turbo   |
| SEAT POST.....     | Sugino SPK   |
| FORK.....          | Tange Chrome-Moly  |
| EXTRAS.....        | Nylon Toe Clips and Straps   |
| COLOR.....         | Red, Blue  |
| SIZES.....         | 48, 50, 53, 54.5, 56, 58, 60, 63                                   |



*New Shimano 600  
Ultegra brakes.*



*New Shimano 600  
Ultegra 7 speed SIS.*

cannondale

*The SR800 is also available in an intense sea blue.*



# SR700

The Cannondale Black Lightning returns, mean and classy, with SunTour Sprint AccuShift 7-speed shifting.





# Black Lightning

## Component Specification

|                    |  |
|--------------------|--|
| RIMS.....          | Wolber Alpine Hard Anodize<br>700C Clincher              |
| HUBS.....          | Sansin CE-60 Sealed Mechanism<br>Black 32 Hole           |
| SPOKES.....        | 14 Gauge Stainless Steel                                 |
| TIRES.....         | National Panaracer 700 X 20C                             |
| PEDALS.....        | MKS AR-1 Black Finish                                    |
| CRANKSET.....      | Sugino GX-130<br>42x52 Black/Gold                        |
| CHAIN.....         | DID Gold   |
| FREEWHEEL.....     | SunTour Winner Pro 7-Speed<br>12, 13, 14, 15, 17, 19, 21 |
| BOTTOM BRACKET..   | Sugino Sealed Mechanism                                  |
| FR. DERAILLEUR.... | SunTour Sprint Braze-On                                  |
| R. DERAILLEUR....  | SunTour Sprint 7-Speed<br>Accushift Black/Gold           |
| SHIFT LEVERS.....  | SunTour Accushift 7-Speed<br>Black/Gold                  |
| HANDLEBARS.....    | Nitto Black/Gold   |
| STEM.....          | Nitto Black Lightning                                    |
| HEADSET.....       | Tange-Seiki Levin CDS Black/Gold                         |
| BRAKE SET.....     | Dia-Compe BRS-200 Black<br>Aero Levers                   |
| SADDLE.....        | Cinelli Volare SLX                                       |
| SEAT POST.....     | Sugino SP-K Black  |
| FORK.....          | Tange Chrome-Moly  |
| COLOR.....         | Black  |
| SIZES.....         | 48, 50, 53, 54.5, 56, 58, 60, 63                         |



*Cinelli saddle.*



*Exclusive Black Lightning features.*

*Please check component specs. Some components differ from photo.*



# SR500

The most cycling performance per dollar. Cannondale criterium frame, Shimano 105 group, Carrera saddle, and Modolo anatomic bars.





# SHIMANO 105

## Component Specification

|                    |  |
|--------------------|--|
| RIMS.....          | Wolber Alpine Hard Anodize<br>700C Clincher  |
| HUBS.....          | Shimano 105 32 Hole                          |
| SPOKES.....        | 14 Gauge Stainless Steel                     |
| TIRES.....         | Michelin Select 700 X 25C                    |
| PEDALS.....        | Shimano 105                                  |
| CRANKSET.....      | Shimano 105 Biopace<br>42x52                 |
| CHAIN.....         | Shimano Uniglide                             |
| FREEWHEEL.....     | Shimano<br>13, 15, 17, 19, 21, 24            |
| BOTTOM BRACKET..   | Tange-Seiki                                  |
| FR. DERAILLEUR.... | Shimano 105 Braze-On                         |
| R. DERAILLEUR....  | Shimano 105 SIS                              |
| SHIFT LEVERS.....  | Shimano 105 SIS                              |
| HANDLEBARS.....    | Modolo Anatomic                              |
| STEM.....          | Nitto Young                                  |
| HEADSET.....       | Shimano 105                                  |
| BRAKE SET.....     | Shimano 105-SLR Aero Levers                  |
| SADDLE.....        | Vetta Carrera                                |
| SEAT POST.....     | Sugino SPK                                   |
| FORK.....          | Tange Mangalloy                              |
| EXTRAS.....        | Nylon Toe Clips and Straps                   |
| COLOR.....         | White, Blueberry<br>W/Custom Graphics, Black |
| SIZES.....         | 48, 50, 53, 54.5, 56, 58, 60, 63             |



*Shimano 105 SIS shifting.*



*Modolo anatomic design handlebar.*




*The SR500 is also available in blueberry and black.*



**Experience the great outdoors.**

Travel cross country. Ramble down back roads. Break out into the open. Feel confident in your Cannondale touring bike.

Stable. Smooth. The road goes on forever and your Cannondale is built to take you there.









# ST1000

## Super Tour

The ultimate expeditionary touring machine. Shimano index drive train, sealed parts, and all you need to get out and stay out a very long time.





# component specification

|                    |  |
|--------------------|--|
| RIMS.....          | Wolber Super Champion Mod. 58<br>27" Hard Anodize  |
| HUBS.....          | Sansin RE-40S Sealed 36 Hole   |
| SPOKES.....        | 14 Gauge Stainless Steel   |
| TIRES.....         | Michelin Hi-Lite Road 27 x 1 1/8"<br>Kevlar, Foldable  |
| PEDALS.....        | Suntour Superbe Pro Road Sealed  |
| CRANKSET.....      | Shimano Deore Biopace 28/44/50   |
| CHAIN.....         | Shimano Uniglide   |
| FREEWHEEL.....     | Shimano 600<br>13, 15, 18, 21, 25, 30  |
| BOTTOM BRACKET..   | Shimano Sealed Mechanism   |
| FR. DERAILLEUR.... | Shimano Deore  |
| R. DERAILLEUR....  | Shimano Deore SIS  |
| SHIFT LEVERS.....  | Shimano SIS  |
| HANDLEBARS.....    | Nitto Randonneur   |
| STEM.....          | Nitto Technomic Forged   |
| HEADSET.....       | Stronglight Delta Alloy Sealed<br>Mech. W/Suntour Headset Lock   |
| BRAKE SET.....     | Dia Compe 982 Cantilever<br>BRS Aero Levers  |
| SADDLE.....        | Brooks Team Pro Black Leather  |
| SEAT POST.....     | American Classic   |
| FORK.....          | Tange Chrome-Moly<br>W/Low Rider Bosses  |
| EXTRAS.....        | Ultimate Rear Rack, Lowrider Front<br>Rack, 3 Bottle Cages, Fenders,<br>Stainless Steel Toe Clips and<br>Reinforced Leather Straps |
| COLOR.....         | Black  |
| SIZES (IN).....    | 19, 21, 23, 25, 27   |



*All leather Brooks professional saddle.*



*Dia-Compe forged cantilevers, lowriding rack.*





# ST700

A versatile wonder for century rides and touring. Shimano Deore/Biopace drive train for indexing and efficiency.





NEW  
**SHIMANO  
 DEORE**

# component specification

|                    |   |
|--------------------|---|
| RIMS.....          | Sun/Mistral M17 Hard Anodize<br>27"     |
| HUBS.....          | Shimano 600 Sealed Mechanism<br>36 Hole |
| SPOKES.....        | 14 Gauge Stainless Steel                |
| TIRES.....         | Michelin Select 27 x 1 1/8"             |
| PEDALS.....        | Miche 1203 Alloy Quill                  |
| CRANKSET.....      | Shimano Biopace 28/44/50                |
| CHAIN.....         | Shimano Uniglide                        |
| FREEWHEEL.....     | Shimano 600<br>13, 15, 18, 21, 25, 30   |
| BOTTOM BRACKET..   | Shimano Sealed Mechanism                |
| FR. DERAILLEUR.... | Shimano Deore                           |
| R. DERAILLEUR....  | Shimano Deore SIS                       |
| SHIFT LEVERS.....  | Shimano SIS                             |
| HANDLEBARS.....    | TTT Alloy                               |
| STEM.....          | Nitto Young                             |
| HEADSET.....       | Tange-Seiki Falcon<br>Sealed Mechanism  |
| BRAKE SET.....     | Shimano 600,<br>SLR Aero Levers         |
| SADDLE.....        | Avocet Touring I-Leather                |
| SEAT POST.....     | Sugino SP-H                             |
| FORK.....          | Tange Mangaloy<br>W/Low Rider Bosses    |
| EXTRAS.....        | Nylon Toe Clips and Straps              |
| COLOR.....         | Red                                     |
| SIZES.....         | 19, 21, 23, 25, 27                      |



*Shimano Biopace  
 crankset.*



*Shimano Deore SIS  
 shifting.*



# ST400

For recreation and fitness riding. The ST400 does it all. Featuring Suntour Accushift index shifting.







# Component Specification

|                    |  |
|--------------------|--|
| RIMS.....          | Sun/Mistral M13 Alloy 27"                  |
| HUBS.....          | Maillard 400CX Sealed Mechanism<br>36 Hole |
| SPOKES.....        | 14 Gauge Stainless Steel                   |
| TIRES.....         | Michelin Select 27x1 1/8"                  |
| PEDALS.....        | HTI A-7N Alloy Quill                       |
| CRANKSET.....      | Sugino MP-110 40x50                        |
| CHAIN.....         | DID Lanner                                 |
| FREEWHEEL.....     | SunTour<br>14, 16, 19, 23, 26, 30          |
| BOTTOM BRACKET..   | Sugino                                     |
| FR. DERAILLEUR.... | SunTour<br>Alpha 3000 Accushift            |
| R. DERAILLEUR....  | SunTour<br>Alpha 3000 Accushift            |
| SHIFT LEVERS.....  | SunTour<br>Alpha 3000 Accushift            |
| HANDLEBARS.....    | TTT Alloy                                  |
| STEM.....          | Nitto Young                                |
| HEADSET.....       | Tange-Seiki Tioga<br>Sealed Mechanism      |
| BRAKE SET.....     | Dia-Compe Q500N                            |
| SADDLE.....        | Vetta Anatomic                             |
| SEAT POST.....     | Strong Model S Alloy                       |
| FORK.....          | Tange Mangaloy<br>W/Low Rider Bosses       |
| EXTRAS.....        | Nylon Toe Clips and Straps                 |
| COLOR.....         | Black, Blueberry                           |
| SIZES.....         | 19, 21, 23, 25, 27                         |



Cannondale

The ST400 is also available in black.



## **Born to shred.**


Chase the wind on a ride through the woods. Catch some air and live to tell about it. Climb hills you never could before. That's what a Cannondale mountain bike is all about.

Trail riding agility. And fire road speed.

Or cruise swiftly along a quiet country road. Enjoy the crisp air of a sunny autumn day. That's also what a Cannondale mountain bike is all about.

Dirt road rugged. Sunday afternoon comfort.

*Photo Michael Garff*









# SM1000

## Red Shred

The Red Shred is the best mountain bike in the world. The Cannondale frame combined with the Shimano Deore XT group and all the extras.

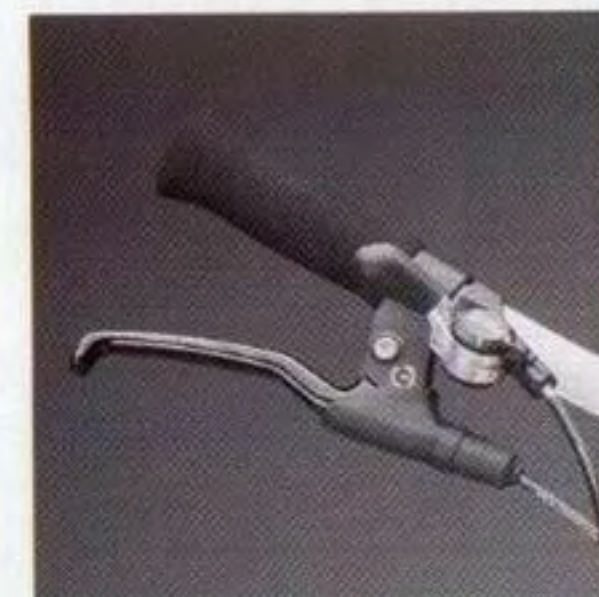




NEW  
**SHIMANO  
 DEORE XT**

# component specification

|                    |   |
|--------------------|---|
| RIMS.....          | Araya RM-20 Super Hard<br>Anodize 26"   |
| HUBS.....          | Shimano Deore XT Quick Release<br>Cassette/Freehub                                    |
| SPOKES.....        | 14 Gauge Stainless Steel  |
| TIRES.....         | IRC Racer X1 Pro—26 x 2.00"   |
| PEDALS.....        | Shimano Deore XT  |
| CRANKSET.....      | Shimano Deore XT Biopace<br>28/38/48  |
| CHAIN.....         | Shimano Uniglide Silver   |
| FREEWHEEL.....     | Shimano Deore XT Cassette<br>13, 15, 18, 22, 26, 30                                   |
| BOTTOM BRACKET..   | Shimano Deore XT  |
| FR. DERAILLEUR.... | Shimano Deore XT  |
| R. DERAILLEUR....  | Shimano Deore XT SIS  |
| SHIFT LEVERS.....  | Shimano Deore XT SIS  |
| HANDLEBARS.....    | Cannondale 6000 Alloy   |
| STEM.....          | Nitto MT5 Forged Alloy  |
| HEADSET.....       | Shimano Deore XT  |
| BRAKE SET.....     | Shimano Deore XT<br>Cantilever Front, U-Brake Rear                                    |
| SADDLE.....        | Selle Italia Turbo  |
| SEAT POST.....     | Suntour XC  |
| FORK.....          | Tange Unicrown Chrome-Moly  |
| EXTRAS.....        | Hite-Rite Extra Hite, Shimano<br>Deore XT Seat Post QR, Nylon Toe<br>Clips and Straps |
| COLOR.....         | Red W/Custom Graphics   |
| SIZES (IN).....    | 16, 18, 20, 22  |



*Shimano Deore XT  
 SIS shifting.*



*Shimano Deore XT  
 U-brake.*





# SM700

For dirt roads or off road competition. This mountain bike features Shimano Deore SIS and Biopace.





NEW  
**SHIMANO  
DEORE**

## *Component Specification*

|                    |  |
|--------------------|--|
| RIMS.....          | Araya RM-20 Super Hard<br>Anodize 26"                                      |
| HUBS.....          | Sansin Off Roader Sealed Mech.<br>Quick Release Front, Black Finish        |
| SPOKES.....        | 14 Gauge Stainless Steel   |
| TIRES.....         | IRC Racer X1-26x1.75"  |
| PEDALS.....        | Shimano Deore  |
| CRANKSET.....      | Shimano Deore Biopace<br>28/38/48  |
| CHAIN.....         | Shimano Uniglide   |
| FREEWHEEL.....     | Shimano<br>14, 16, 18, 21, 24, 30  |
| BOTTOM BRACKET..   | Shimano Sealed Mechanism   |
| FR. DERAILLEUR.... | Shimano Deore  |
| R. DERAILLEUR....  | Shimano Deore SIS  |
| SHIFT LEVERS.....  | Shimano Deore SIS  |
| HANDLEBARS.....    | Cannondale 6000 Alloy  |
| STEM.....          | SR MTS-300   |
| HEADSET.....       | Tange-Seiki Falcon<br>Sealed Mechanism                                     |
| BRAKE SET.....     | Dia-Compe AD983 Cantilever<br>Front, AD990 Centerpull Rear,<br>AD290 Lever |
| SADDLE.....        | Vetta Anatomic   |
| SEAT POST.....     | Strong PM-30   |
| FORK.....          | Tange Unicrown Chrome-Moly   |
| EXTRAS.....        | Nylon Toe Clips and Straps<br>Seat Post Quick Release                      |
| COLOR.....         | Black, Red   |
| SIZES.....         | 16, 18, 20, 22   |



*Shimano Deore SIS  
shifting.*



*Shimano Biopace  
crankset and Deore  
pedals.*

**cannondale**

*The SM700 is also available in black.*



# SM600

Handle the toughest trails or observed trials competition with our exclusive 24" rear wheel. Also features new Suntour XCD drive train and hot new Dia Compe AD brakes.





**XCD**  
6000

## *Component Specification*

|                   |  |
|-------------------|--|
| RIMS.....         | Araya RM-20 Super Hard Anodize<br>26" Front, 24" Rear                        |
| HUBS.....         | Sansin Off Roader Sealed Mech.<br>Quick Release Front                        |
| SPOKES.....       | 14 Gauge Stainless Steel   |
| TIRES.....        | IRC Racer X1-26x1.75" Front<br>24x1.75" Rear                                 |
| PEDALS.....       | Mks Mt. Lite   |
| CRANKSET.....     | SunTour XCD 6000 28/38/48  |
| CHAIN.....        | DID Lanner   |
| FREEWHEEL.....    | SunTour<br>14, 16, 18, 21, 24, 30  |
| BOTTOM BRACKET..  | Sugino Sealed Mechanism  |
| FR. DERAILEUR.... | SunTour XCD 6000   |
| R. DERAILEUR....  | SunTour XCD 6000 Accushift   |
| SHIFT LEVERS..... | SunTour XCD 6000 Accushift   |
| HANDLEBARS.....   | Cannondale 6000 Alloy  |
| STEM.....         | SR MTS-300   |
| HEADSET.....      | Tange-Seiki Falcon<br>Sealed Mechanism                                       |
| BRAKE SET.....    | Dia-Compe AD983 Cantilever Front,<br>AD 990 Centerpull Rear,<br>AD 290 Lever |
| SADDLE.....       | Vetta Anatomic   |
| SEAT POST.....    | Strong PM-30   |
| FORK.....         | Tange Unicrown Chrome-Moly   |
| EXTRAS.....       | Nylon Toe Clips and Straps<br>Seat Post Quick Release                        |
| COLOR.....        | Black  |
| SIZES.....        | 16, 18, 20, 22   |



*SunTour XCD-6000  
AccuShift.*



*Dia-Compe  
Advantage brakes.*



# SM500

With our new short wheelbase, horizontal top tube and Shimano's new Exage mountain group featuring front and rear SIS.





**EXAGE**  
mountain

## component specification

|                    |   |
|--------------------|---|
| RIMS.....          | Sun Levanter L25 Alloy 26' '                          |
| HUBS.....          | Shimano Exage Cassette/Freehub<br>Quick Release Front |
| SPOKES.....        | 14 Gauge Stainless Steel                              |
| TIRES.....         | 26x1.75' ' Knobby                                     |
| PEDALS.....        | Black Composite Resin                                 |
| CRANKSET.....      | Shimano Exage Biospace 28/38/48                       |
| CHAIN.....         | Shimano Uniglide                                      |
| FREEWHEEL.....     | Shimano Cassette<br>14, 16, 18, 21, 24, 30            |
| BOTTOM BRACKET..   | Shimano Sealed Mechanism                              |
| FR. DERAILLEUR.... | Shimano Exage Front SIS                               |
| R. DERAILLEUR....  | Shimano Exage SIS                                     |
| SHIFT LEVERS.....  | Shimano Exage SIS                                     |
| HANDLEBARS.....    | Cannondale 6000 Alloy                                 |
| STEM.....          | SR Mts-300  |
| HEADSET.....       | Tange-Seiki Tioga<br>Sealed Mechanism                 |
| BRAKE SET.....     | Shimano Exage<br>Cantilever Front, U-Brake Rear       |
| SADDLE.....        | Vetta Anatomic  |
| SEAT POST.....     | Strong NS-3-C Alloy                                   |
| FORK.....          | Tange Unicrown Chrome-Moly                            |
| EXTRAS.....        | Seat Post Quick Release                               |
| COLOR.....         | Bueberry, White, W/Custom<br>Graphics                 |
| SIZES.....         | 16, 18, 20, 22  |



*Shimano Exage SIS  
front and rear  
shifting.*



*Hot custom graphic  
print in red and  
black.*

**cannondale**

*The SM500 is also available in blueberry.*



## criterium Racing Frame

| SIZE                      | 48     | 50     | 53     | 54.5   | 56     | 58     | 60     | 63     |
|---------------------------|--------|--------|--------|--------|--------|--------|--------|--------|
| Seat Tube Angle           | 77.00° | 75.70° | 74.40° | 74.00° | 73.7°  | 73.10° | 73.00° | 73.00° |
| Head Tube Angle           | 73.25° | 73.75° | 74.25° | 74.25° | 74.25° | 74.25° | 74.25° | 74.75° |
| Top Tube Length           | 20.13  | 20.75  | 21.38  | 21.88  | 22.00  | 22.13  | 22.33  | 23.13  |
| Chainstay Length          | 15.75  | 15.75  | 15.75  | 15.75  | 15.75  | 15.75  | 15.75  | 15.75  |
| Fork Rake                 | 1.75   | 1.63   | 1.50   | 1.50   | 1.50   | 1.50   | 1.50   | 1.38   |
| Bottom Bracket Hgt.       | 10.75  | 10.75  | 10.75  | 10.75  | 10.75  | 10.75  | 10.75  | 10.75  |
| Wheelbase                 | 38.25  | 38.22  | 38.12  | 38.47  | 38.48  | 38.36  | 38.5   | 38.95  |
| Trail                     | 2.20   | 2.20   | 2.20   | 2.20   | 2.20   | 2.20   | 2.20   | 2.20   |
| Ground to Top of Top Tube | 28.30  | 29.60  | 30.60  | 31.30  | 31.90  | 32.60  | 33.20  | 34.50  |

## Touring Frame

| SIZE                               | 19     | 21     | 23     | 25     | 27     |
|------------------------------------|--------|--------|--------|--------|--------|
| Seat Tube Angle                    | 76.70° | 73.50° | 73.50° | 73.50° | 73.50° |
| Head Tube Angle                    | 72°    | 72°    | 72°    | 72°    | 72°    |
| Top Tube Length                    | 20.30  | 21.75  | 22.25  | 23.25  | 24.25  |
| Chainstay Length                   | 18.00  | 18.00  | 18.00  | 18.00  | 18.00  |
| Fork Rake                          | 2.13   | 2.13   | 2.13   | 2.13   | 2.13   |
| Bottom Bracket Hgt.                | 10.20  | 10.30  | 10.44  | 10.52  | 10.63  |
| Wheelbase                          | 41.10  | 41.30  | 41.60  | 42.70  | 44.00  |
| Trail                              | 2.15   | 2.15   | 2.15   | 2.15   | 2.15   |
| Ground to Top of Top Tube          | 28.50  | 30.50  | 32.50  | 34.50  | 36.50  |
| Ctr. Bot. Brkt: to Top of Top Tube |        |        |        |        |        |

## All-Terrain Frame

| 16**   | 18     | 20     | 22     |
|--------|--------|--------|--------|
| 72°    | 72°    | 72°    | 72°    |
| 69.50° | 71°    | 71°    | 71°    |
| 21.50  | 22.50  | 23.25  | 24.25  |
|        | 17.50  | 17.50  | 17.50  |
| 16.75  | 16.75* | 16.75* | 16.75* |
| 2      | 2      | 2      | 2      |
| 12.75  | 13     | 13     | 13     |
| 41.41  | 42.50  | 43.10  | 44.30  |
|        | 41.70* | 42.49* | 43.52* |
| 2.35   | 2.36   | 2.36   | 2.36   |
| 27.10  | 29.20  | 31.10  | 32.90  |
| 13.20  | 15     | 16.90  | 18.70  |

\*\* 24" x 24"

\* 26" x 24"  
(SM600)

Prices, colors and components subject to change without notice.



**Anything less than 100% customer satisfaction is unsatisfactory. And that's a guarantee.**

The Cannondale Guarantee.

We want you to be 100% satisfied with the performance of your Cannondale product. If you are not satisfied with its performance, we will do our best to correct the problem or replace the product free of charge.

(This does not apply to normal wear and maintenance.)



(SM500)

| 16     | 18     | 20     | 22     |
|--------|--------|--------|--------|
| 73.50° | 73.50° | 73.50° | 73.50° |
| 71°    | 71°    | 71°    | 71°    |
| 20.50  | 21.50  | 22.25  | 23.25  |
| 18.50  | 18.50  | 18.50  | 18.50  |
| 2.00   | 2.00   | 2.00   | 2.00   |
| 11.00  | 11.00  | 11.00  | 11.00  |
| 40.30  | 41.30  | 42.30  | 43.30  |
| 2.36   | 2.35   | 2.36   | 2.36   |
| 27.30  | 28.70  | 30.70  | 32.70  |
| 15.29  | 18.45  | 20.54  | 22.62  |



BULK RATE  
U.S. POSTAGE  
PAID  
CANNONDALE  
CORPORATION

**CYCLE LOGIC**  
2525 Arapahoe  
Boulder, CO 80302  
(303) 443-0061

**cannondale**

*Cannondale Corp., 9 Brookside Place, Georgetown, CT 06829*