




The Bicycle group

brodie

MOUNTAIN BIKES

b

DIAGONAL
POWER
EFFECT

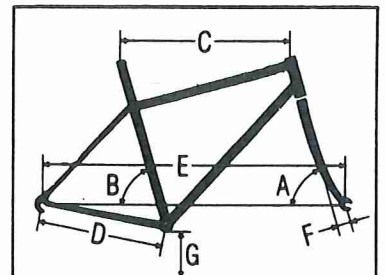


climbMax

- Frame Sizes:** 15", 16", 17", 18", 19", 20.5"
(center to center)
- Frame Tubing:** Tange 4130 MTB "Light"
- Construction:** Fillet brazed, reinforced seat collar, single bend chain stays
- Fork:** Tange 4130 MTB TIG welded
- Fittings:** Slotted cable stops, two water bottle bosses
- Headset:** Tange CD Black
- Chainrings:** 28/38/48 Biopace
- Bottom Bracket:** Shimano Deore
- Pedals:** Shimano Deore
- Chain:** Shimano CN 6120 Uniglide
- Freewheel:** Shimano Cassette CS 1000 13-30 6 spd.
- Front Derailleur:** Shimano Deore
- Rear Derailleur:** Shimano Deore SIS
- Shifters:** Shimano Deore SIS
- Handlebars:** SR Aluminum
- Stem:** Brodie ICR by Nitto
- Brakes:** Shimano Deore cantilever front, U-brake rear
- Brake Levers:** Shimano Deore
- Hubs:** Shimano Deore QR Cassette
- Rims:** Araya RM 20 Silver
- Tires:** 26 x 1.50
- Spokes:** Stainless Steel 14 gauge
- Saddle:** Avocet Racing I Leather
- Seat Post:** Suntour XC00
- Seat Post Q.R.:** Suzue
- Colors:** Plum Metallic, Fire Red, Silver Metallic/Chrome Forks

The CLIMBMAX represents greater affordability in a BRODIE built mountain bike, while still giving you the best of the ROMAX construction and design. The frame is fillet brazed by PAUL BRODIE using TANGE 4130 Chromoly butted tubing. Like the ROMAX, the chainstays have a graceful single bend which allows even the fattest tires enough clearance. The rear dropouts are canted 12 degrees to improve chain wrap. The frame design and geometry are identical to the ROMAX. The CLIMBMAX features the complete new SHIMANO DEORE component group, with ICR stem, RM-20 rims, and AVOCET saddle. It has been tested by the toughest mountain bike racers and downtown city couriers, and has passed with flying colors.

	A	B	C	D	E	F	G
15	70.5°	74°	21.7	16.9	42	1.8	11-7/8
16	70.5°	74°	22.0	16.9	42	1.8	11-7/8
17	70.5°	74°	22.2	16.9	42	1.8	11-7/8
18	70.5°	74°	22.5	16.9	42	1.8	11-7/8
19	70.5°	74°	22.9	16.9	42.5	1.8	11-7/8
20.5	70.5°	74°	23.1	16.9	43	1.8	11-7/8



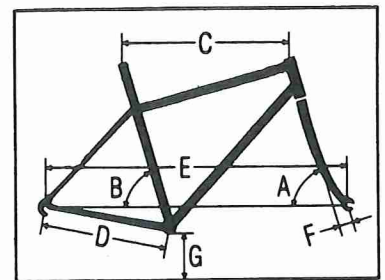


romax


- Frame Sizes:** 15", 16", 17", 18", 19", 20.5"
(center to center)
- Frame Tubing:** Tange Prestige
- Construction:** Fillet brazed, reinforced seat collar,
single bend chain stays
- Fork:** Tange 4130 MTB fillet brazed
- Fittings:** Slotted cable stops,
two water bottle bosses
- Headset:** Shimano Deore
- Chainrings:** 28/38/48 Biopace
- Bottom Bracket:** Shimano Deore
- Pedals:** Shimano Deore XT Comp
- Chain:** Shimano CN 6120 Uniglide
- Freewheel:** Shimano Cassette CS 1000 13-30
6 spd.
- Front Derailleur:** Shimano Deore XT
- Rear Derailleur:** Shimano Deore XT
- Shifters:** Shimano Deore XT
- Handlebars:** Tange Prestige
- Stem:** Brodie ICR by Nitto
- Brakes:** Shimano Deore XT
- Brake Levers:** Shimano Deore XT
- Hubs:** Shimano Deore XT QR Cassette
- Rims:** Araya RM 20
- Tires:** 26 x 1.50
- Spokes:** Stainless Steel 14 gauge
- Saddle:** Avocet Racing Geiflex
- Seat Post:** Suntour XCO0
- Seat Post Q.R.:** Deore XT
- Colors:** Magenta Mauve,
Emergency Vehicle Yellow,
Rich Blue Metallic

The ROMAX exemplifies the finest in mountain bike construction. A unique sloping top tube creates a tight rear triangle, and makes the ROMAX "inclined to climb". The racing geometry provides the best in current mountain bike design, with a 70.5 degree head tube angle, 74 degree seat tube angle, and a 16.9" chain stay. PAUL BRODIE fillet brazes the frame and fork with TANGE PRESTIGE tubing, the result being a superior bicycle that performs as good as it looks. Using the SHIMANO DEORE XT component group along with ARAYA RM-20 rims, BRODIE ICR stem, and TANGE PRESTIGE Handlebar, the ROMAX has enjoyed enormous success in the extreme conditions of the Pacific Northwest. Many building and brazing options are

	A	B	C	D	E	F	G
15	70.5°	74°	21.7	16.9	42	1.8	11-7/8
16	70.5°	74°	22.0	16.9	42	1.8	11-7/8
17	70.5°	74°	22.2	16.9	42	1.8	11-7/8
18	70.5°	74°	22.5	16.9	42	1.8	11-7/8
19	70.5°	74°	22.9	16.9	42.5	1.8	11-7/8
20.5	70.5°	74°	23.1	16.9	43	1.8	11-7/8



available, the most unique being a special BRODIE design internal cable routing, which reduces the cable casing bend by 30 degrees and allows optimally smooth SIS shifting.



paul brodie

PAUL BRODIE is a 33 year old engineer and machinist who turned to frame building 4 years ago. He began by emulating the pioneers of mountain bike construction, by building conventionally designed fillet brazing framesets. As an enthusiastic mountain bike racer, he experimented with a number of alternate designs, building and testing these ideas until he developed a unique sloping top tube design combined with a progressive and balanced geometry. He has built over 400 mountain bikes, tandems, and probably the only mountain tricycle in existence. His perfectionist attitude in frame building led Mountain Bike Action to say in their April 1987 test report of a BRODIE made mountain bike, "The brazing skill of PAUL BRODIE is second to none. His fillet brazed joints are works of art -on a par with Tom Ritchey".

THE BICYCLE GROUP is a small company of partners and associates who have an extensive range of experience in the sport and business of cycling. Based for many years in the Pacific Northwest, we have been serving a demanding clientele who has demanded the right cycling products for extreme weather conditions. As specialists in mountain bikes, we have a working understanding of the development of fat-tire bikes at all levels. THE BICYCLE GROUP was formed to offer our skills as reliable and intelligent suppliers of the finest in quality mountain bikes at a national level. In addition to BRODIE MOUNTAIN BIKES, we are also distributors of the MERLIN TITANIUM MOUNTAIN BIKE, and CASCADE MOUNTAIN BIKES designed by JOE MURRAY.