

SPALDING

RALEIGH

Handbuilt
Lightweights



RALEIGH
100 YEARS
OF WINNING
1897-1997



RALEIGH

For a hundred years since 1887 Raleigh has always been identified with the highest standard in cycle manufacture. Continual involvement in cycle sport at the highest levels have ensured innovation and technical advance.

Sir Frank Bowden, founder of Raleigh, recognised the value of success in cycle sport, he encouraged leading champions of every nation to ride Raleigh. In 1892 alone, 2,300 competition successes were achieved - 75 by the American champion Arthur Augustus Zimmerman alone. His Raleigh weighed only 24½lbs (⅓ weight of his previous bike). In 1893 "Zimmy" became World Amateur Champion.

Following his two Olympic medals in 1948, Reg Harris became a Raleigh professional rider and he won the World Professional Sprint Championships in 1949, 1950, 1951, 1954. During the late 70's and early 80's the successes of the Peter Post Raleigh Professional Team were legendary.

- 1977 Didi Thurau - Tour de France Yellow Jersey holder for 14 days.
- 1977 Hennie Kuiper - 2nd over-all Tour de France.
- 1978 Jerrrie Knetemann - World Road Champion and 9 stage wins Tour de France.
- 1979 Jan Raas World Road Champion.
- 1979 Bert Oosterbosche World Pursuit Champion and 6 stage wins Tour de France.

- 1979 Joop Zoetemelk winner Tour de France.
- 1980 World Cup 2 successive years victory.

1982/3 Two further victories have been notched up in the UK. National Criterium Champion 1986 - Paul Sherwen. (See Front Cover). National Road Champion 1986 - Mark Bell.

(see opposite picture)

1887 - 1987 100 YEARS OF WINNING

LIGHTWEIGHT REYNOLDS CYCLE TUBING


These stickers appear on the frame and, where relevant, on forks.

501 Cromalloy-M tubing, butted for lightness and strength. Made from Chrome Molybdenum with a high manganese content. It outperforms all competitive tubing in its category.

501 Reynolds latest tube-set. All that 501 has to offer plus the SL indicates that backstays, chainstays and fork blades are "taper gauged" to reduce overall set weight.

531 Reynolds 531 is the famous lightweight Manganese Molybdenum alloy tubing acclaimed over 50 years of cycle racing. Tubes are butted which allows for lightness whilst maintaining strength where it matters in the join at the lugs.

531 A tube set designed specifically for lightweight touring, with improved weight characteristics and high performance stays to take the strain of heavy pannier loads:



Reg Harris
Poster 1892



World Cup



Raleigh 1982 World Cup Team

HAND BUILT BY CRAFTSMEN



Each model is hand-assembled by individual craftsmen. The exclusive touch: a card, with your bike, signed by the man who actually built it (not on Criterium, Record Sprint or Zenith).



SHOWING THE FLAG

The chequered flags appear against each model featured in these pages. This is a visual guide to the performance and specification you can expect from the cycle concerned. Two flags for instance denotes a cycle with Reynolds lightweight tubing and good lightweight equipment ideal for the new cycle sportsman or young racer. Six on the other hand signifies a model embodying the most sophisticated alloy equipment with a totally lightweight frame and crammed with extras.

RALEIGH SPECIALIST LIGHTWEIGHT DEALER

After you've perused this catalogue - and tentatively chosen the cycle, or cycles, you'd like to see - call on your Specialist Lightweight Dealer. He has the range and the information that'll help you make up your mind.

THE RALEIGH 15 YEAR GUARANTEE

Every bicycle in this catalogue carries the Raleigh 15 year guarantee on frame and forks plus a 1 year guarantee on all other components. See the Raleigh Bicycle Guide for details.



CRITERIUM



CRITERIUM 12

Great Value in 501, the attention to detail on this Triathlon styled racer is not normally found on other bikes at this price level. Fully adjustable single bolt seat pin, twin bottle cages and bottles, alloy Quick-Release wheels, alloy platform pedals, and aero brake levers are combined with the new tri-sport ideas in design to produce a totally balanced machine. Criterium is the ideal bike for the new cyclist training for fitness or the keen triathlete beginning the sport. Colour : Deep Metallic Blue. See Page 14 for full spec.

FRAME SIZE	INSIDE LEG
54 cm (21")	31-34"
60 cm (23 1/2")	33-36"
64 cm (25")	35-38"



RECORD SPRINT 12

Now featuring the latest generation 501 frame design, with twin bottle mounts, pump peg under top tube, and its own complement of braze-ons. Its incredible spec: Reynolds 501 cromalloy-M main tubes, plus a full complement of alloy components. This makes the Record Sprint one of the most stylish bikes anywhere.

Colour : Glass Black with Gold Graphics
For full spec see Page 14

FRAME SIZE	INSIDE LEG
54 cm (21")	31-34"
60 cm (23 1/2")	33-36"
64 cm (25")	35-38"

RECORD SPRINT





SHIMANO INDEX SYSTEM gears ensure fast, precise gear changes even for novice riders.

Computer designed non-circular chainrings provide easier, more efficient pedaling, more closely approximating the natural human leg movement.

A new approach to brake component design, resulting in improved braking control.


The latest full high performance component system from Shimano.

A top quality component set from Shimano, consisting of brakes, levers, chainrings, pedals, headset, hubs and derailleurs.

SIROCCO



COMPETITION



SIROCCO 12

A handbuilt machine employing Reynolds 501 double-butted cromalloy-M main tubes-used to effect in our totally new frame geometry. With its full alloy Shimano 12-speed transmission and top-grade alloy components, Sirocco is one of the finest racers of its time. Finished in Oyster with Wine Decor.

See page 14 for full specification

FRAME SIZE	INSIDE LEG
54.5 cm (21 1/4")	31-34"
57 cm (22 1/4")	32-35"
59.5 cm (23 1/4")	33-36"
62 cm (24 1/4")	35-38"

"The Sirocco's design and finish is up to a standard usually only found on bikes twice this price. The paint design is simply stunning!"
Bicycle Magazine. Test Report April 1986

COMPETITION 12

For the sportsman or club rider. Use of a full Reynolds 501 SL Chrome Moly tube set makes for a taut and responsive ride. Now with the completely "new" Shimano 105 full ensemble. Competition is a totally balanced, integrated design and engineering solution for those expecting the best out of their machine.

Colour: Platinum Grey with Silver Decor
For full spec see page 14

FRAME SIZE	INSIDE LEG
54.5 cm (21 1/4")	31-34"
57 cm (22 1/4")	32-35"
59.5 cm (23 1/4")	33-36"
62 cm (24 1/4")	35-38"

"You must consider this one if its in your price bracket. A contender for the overall top 10 of 1986 and nice to see a British built bike that takes on the continental of the style business. The frame detailing and finish knocks Bianchi, Falcon et al into oblivion."

Bicycle Magazine, April 1986

WORLD CHAMPIONSHIP COLOURS

The Famous Rainbow Colours (Blue, Red, Black, Yellow, Green) only worn by World Champions. Raleigh's 6 World Championships since 1977 illustrate the quality of the Raleigh Pedigree.

531
BUTTED FRAME TUBE
SHIMANO

TRIATHLON



SHIMANO INDEX SYSTEM

NEW SHIMANO 105

SLR SHIMANO LINEAR RESPONSE

biopace Complete Designed Drive System



TRIATHLON



This model is specifically designed as an "off the peg" model for triathletes new to cycling, offering an outstanding combination of top quality equipment and a responsive frame design.

Frame/Fork

A slightly longer wheelbase than our normal racing geometry, the handling is more predictable and stable, and allows the rider to concentrate more on speed than on controlling the bike in a straight line. The stiffness of the rear triangle, however, ensures that there is no loss of power transmission when stomping hard on the pedals. Frame and fork ends are fitted with eyes to enable mudguards to be fitted for winter training, and clearances are sufficient for a narrow lightweight guard with no toe clip overlap when correctly adjusted. Main frame tubes are 531 butted, with taper gauge 531 fork blades.

Wheels

Hollow section Weinmann rims are used for strength and rigidity, and are shod with Pro-Lite tyres, which are not only extremely light in weight but also have very low rolling resistance on the road. The soft Kevlar bead makes them easy to fit and remove, and of course they can be folded if a spare is carried.

Transmission

Derailleur gears are Shimano New 105 with indexed levers, ensuring perfect gear changes every time. The New 105 chainset features Bio-Pace chainrings, giving improved pedalling efficiency with an action that more closely matches the cadence of the human legs when walking or running.

The pedals are very special - a wide platform design offering full foot support, with a detachable plate allowing use with conventional cycling shoes with cleats when removed, and running/training shoes when in place. Gearing is also slightly wider than normal racing ratios, which together with the Bio-Pace chainrings optimises performance opportunities.

Saddle

A new design from Selle Royal; the narrow styling reduces chafing, whilst the special covering material improves grip on wet clothes. The nylon chassis also incorporates a sprung area ensuring the best combination of support and comfort.

Other Features

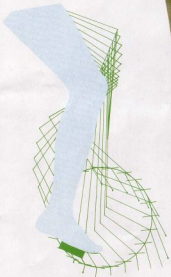


Twin bottles are fitted as standard, and the direct fit pump is accommodated under the top tube. Handlebar size varies with frame size - 400mm

width/medium drop on 54 and 57 cm sizes, 420mm width/deep drop on 60 and 64 cm sizes. Aero brake levers feature comfortable ergonomically designed covers for "on the hoods" riding, and the cushion tape provides a comfortable grip for other positions. (The brake cable is tucked away into a wedge shaped foam piece to eliminate the normal discomfort of cables under handlebar tape).

Colour: Citron.
See Page 14 for full spec.

FRAME SIZE	INSIDE LEG
54 cm (21")	31-34"
57 cm (22½")	32-35"
60 cm (23½")	33-36"
64 cm (25")	35-38"





For the triathlete who is also a more experienced cyclist, we would recommend either the Competition or Road Ace models. Both these models feature full race geometry and conventional gearing (both still with SIS indexed derailleur systems), and include twin bottle mounts as standard.

ROAD ACE 12



The ultimate in racing hardware. Complete with a hand-built frame in Reynolds 531 C tubing, a full Shimano 600 EX ensemble with SIS gears, twin bottle mounts, Campagnolo forged ends and long point Super Leger lugs. The Road Ace is designed for the sportsman who insists on a top quality machine. Colour : Polar Blue
See Page 14 for full spec.

FRAME SIZE	INSIDE LEG
54.5 cm (21 1/2")	31-34"
57 cm (22 1/4")	32-35"
59.5 cm (23 1/2")	33-36"
62 cm (24 1/2")	35-38"

ROAD ACE
The Road Ace is a thoroughbred that exemplifies the maxim: "if it looks right, it is right".
Cycling World, Test Report Nov 1996.



A new term for a new type of cycle. Cyclo-Sportif plays many parts. Fast training bike, speedy tourer, or general sports machine. Just whatever you want it to be. Clever design ensures that Cyclo-Sportif gives you the speed of a lightweight racer without the often harsh ride you'd expect from such.

VENTURA

The frame geometry and the top quality alloy specification put Ventura way out ahead. With Quick-Release wheels, narrow section tyres, a 12 speed gear and mini-toe-clips.

Colour: Aqua blue with Silver Decor.
See Page 14 for full spec.

GENTS

FRAME SIZE	INSIDE LEG
54 cm (21")	31-34"
57 cm (22½")	32-35"
60 cm (23½")	33-36"
64 cm (25")	35-38"

VENTURA LADY

FRAME SIZE	INSIDE LEG
50 cm (19½")	29-32"
54 cm (21")	31-34"
57 cm (22½")	32-35"

RECORD ACE

Hailed as "the return of the great British sports bike" the Record Ace is the summit of Cyclo Sportif high performers. Built with Reynolds 531 butted main tubing and 531 fork, and equipped with a full complement of top-of-the-range Shimano 600 EX components - including a 12 speed gear. Further assets include classic Weinmann brakes and levers, plus 700C Alloy Weinmann rims. Finished in Brown and Champagne. One of the finest training and sporting bikes money can buy.

FRAME SIZE	INSIDE LEG
54 cm (21")	31-34"
57 cm (22½")	32-35"
60 cm (23½")	33-36"
64 cm (25")	35-38"



RECORD ACE



RECORD ACE
"Raleigh has come up with an attractive solution that appeals strongly to confirmed cyclists as well as the more casual set. An excellent bike to own."
Cycling World, Test Report Nov 1986



VENTURA



VENTURA LADY



FITNESS



Raleigh Tour

ZENITH 10

A lightweight tourer or commuter with a very keen price tag. Reynolds 501 Butted main tubes produce a light, strong touring frame that is the ideal basis for Zenith's alloy componentry which has been added to make Zenith as well equipped as more expensive machines. Colour: Aqua Blue with Silver Head. Available in Gents and Ladies specification. See page 15 for full spec.

GENTS

FRAME SIZE	INSIDE LEG
54 cm (21")	31-34"
60 cm (23½")	33-36"
64 cm (25")	35-38"

GRANADA 10

The heart of the Granada is a top quality frame of Reynolds 531 butted main tubes with a Reynolds 531 fork, giving a light and responsive ride. The specification includes a 10 speed lightweight gear set, quick release alloy wheels, a rear alloy carrier and lightweight guards. The new alloy touring pedals, a fluted alloy seat pin (with single bolt adjustment) and an anatomic saddle make the new Granada the perfect all purpose/long distance touring bike.

Available in Gents and Ladies specification. Colour: Deep Metallic Blue with Silver Head. See Page 15 for spec.

GENTS

FRAME SIZE	INSIDE LEG
54 cm (21")	31-34"
57 cm (22½")	32-35"
60 cm (23½")	33-36"
64 cm (25")	35-38"

GRANADA
 "Has most of the features you would expect to see on a good quality touring mount costing much more. The Granada does not pretend to be a touring machine - it is one."
 Bicycle Times. Test Report Sept 1986.

ROYAL 18

Everything about the Royal is right, from the Full Reynolds 531ST Frame to the Michelin Select Touring profile tyres and the leather covered anatomic saddle. The Royal is equipped with powerful alloy cantilever brakes, alloy chainset with fully detachable chainwheels and Shimano Light Action pre-select gears. The superlative componentry shows that the Royal 18 is no ordinary touring bike. Colour: Deep Metallic Red with Silver Head. See page 15 for full specifications.

FRAME SIZE	INSIDE LEG
54 cm (21")	31-34"
57 cm (22½")	32-35"
60 cm (23½")	33-36"
64 cm (25")	35-38"



ZENITH



501
WHEELS
501

ZENITH LADY



501
WHEELS
501

ZENITH LADY

FRAME SIZE	INSIDE LEG
50 cm (19½")	29-32"
54 cm (21")	31-34"
57 cm (22½")	32-35"

GRANADA



531
WHEELS
531

GRANADA LADY



531
WHEELS
531

GRANADA LADY

FRAME SIZE	INSIDE LEG
50 cm (19½")	29-32"
54 cm (21")	31-34"
58 cm (23")	32-35"

ROYAL



531
WHEELS
531



JOURNEY to the

TWO bicycles handbuilt at Ilkeston by the Raleigh Lightweight Unit have just returned from a 3,294-mile journey to the 'Centre of the Earth'. That's the name given to the land most remote from any sea — on the north-western edge of the Dzungarian desert just a few miles from the sensitive Sino-Soviet border.

The journey, which began near the port city of Chittagong in Bangladesh, was made by Richard and Nick Crane in 58 days. Up the Ganges, over the Himalayas to China's most northwesterly province Xinjiang Uygur Zizhiq.
No service or spares back-up.
No supplies or food carried.

RANDONNEUR

biopac
Computer Controlled Drive System



MAVERICK 18 PRO



MAVERICK 18 PRO

This is the last word in All Terrain Bikes. The Super Light Reynolds 531 ATB frame and forks are built in Raleigh's own Lightweight Unit and designed by Gerald O'Donovan, one of the world's experts in bicycle design. With forged alloy triple chainset and Suntour Mountech 18 speed gears, Nitto alloy stem and Dia Compe cantilever brakes. See Page 15 for full spec. Colour: Beaver and Champagne.

FRAME SIZE
49 cm (19 1/4")
52 cm (20 1/4")

Check with your dealer, mountain bike sizing is different from standard sizes.



centre of the earth...

REYNOLDS
531 ST
TUBE SET



RANDONNEUR the ultimate touring bicycle from Raleigh

KEY FEATURES

Frame
New design with full Reynolds 531 ST tube set and Shimano forged vertical dropout.

Fork
Forged crown with 531 blades and Shimano double eyelet forged ends.

Brakes
Shimano Cantilever with lined cables and 600 EX levers.

Wheels
Maillard sealed bearing 600 CX quick release hubs offer high protection against water and dirt ingress into the bearings. Rims are Mavic M3CD hard and anodised hollow section for maximum rigidity, and the stainless spokes are single butted 13/14 gauge at the rear for strength.

Tyres are the new Michelin Select 700 x 28C semi-at the rear for strength.

Transmission
The chainset is the Shimano Bio-Pace Luxe with forged 170mm alloy cranks. The derailleur is from Huret - the all alloy New Success with long cage, offering the best combination of lightweight, rugged styling and consistent gear changing, thanks to its double pivot design.

Saddle
A good leather saddle is the touring man (and woman's) choice. New from Brooks, with its own unique styling is the honey-coloured Professional saddle. The version fitted to the Randonneur is

pre-softened to accelerate the breaking in process. The saddle is mounted on an alloy seat pin with single bolt fore/aft and tilt adjustment.

Carriers
Shows alloy carriers are fitted; the front is low-rider style with mounting points brazed on to the fork; the rear 3 point fixing to ensure accurate positioning with rigidity, and no weak links.

Pedals
The Shimano PD-T100 is a uniquely styled platform pedal offering the option of using either broader training/walking shoes or, by removing the plastic insert, conventional cycling shoes with cleats. Toe clips and toning leather straps are naturally provided.

Accessories
The bicycle also comes complete with durable impact resistant mudguards, a pump, and twin feeding bottles and cages mounted on brazed-on bosses. Two spare spokes are carried on brazed-on mounts on the chainstay, and these also serve to protect the chainstay from damage by the chain.

FRAME SIZE	INSIDE LEG
54 cm (21")	31-34"
57 cm (22 1/4")	32-35"
60 cm (23 1/4")	33-36"
64 cm (25")	35-38"

LIGHTWEIGHTS - TECHNICAL SPECIFICATIONS

MODEL	CRITERIUM 12	RECORD SPRINT 12	SIROCCO 12	COMPETITION 12
Frame Size	54cm (21") 60cm (23 1/2") 64cm (25")	54cm (21") 60cm (23 1/2") 64cm (25")	54.5cm (21 1/2") 57cm (22 1/2") 59.5cm (23 1/2") 62cm (24 1/2")	54.5cm (21 1/2") 57cm (22 1/2") 59.5cm (23 1/2") 62cm (24 1/2")
Frame Material	Reynolds 501 Cromalloy-M Butted Main Tubes. Fittings include Gear Lever Bosses, Cable Guides and Twin Bottle Mounts.	Reynolds 501 Cromalloy-M Butted Main Tubes. Fittings include Gear Lever Bosses, Cable Guides and Twin Bottle Mounts.	Reynolds 501 Butted Cromalloy-M Main Tubes, Forged Ends and Short Point Super Leaver Lugs. Full set of brazed-on fittings including Gear Lever Bosses, Cable Guides, Bottle Mounts and Chain Hook.	Reynolds 501SL - Butted main Tubes & Taper Gauge Stays. Forged Ends & Long Point Super Leaver Lugs. Full set of brazed-on fittings including Gear Lever Bosses, Cable Guides, Twin Bottle Mounts, Chain Hook & single pump peg behind head tube.
Frame Angles	Close Clearance Geometry.	Close Clearance Geometry.	Variable Racing Geometry dependent on frame size.	Variable Racing Geometry dependent on frame size.
Headset	Chromed.	Chromed.	Tange CMA60	Shimano new 105
Fork	Raleigh 18-23 High Tensile with Sloping Crown.	Raleigh 18-23 High Tensile with Sloping Crown.	18-23 High Tensile Blades, Precision-cast Internal Sloping Fork Crown, Forged Ends.	Shimano 501 SL Taper Gauge Large Oval Blades, Forged Ends and Precision-cast Sloping Internal Crown.
Wheels	Rims — Hollow Section 700C Eyletted Alloy. Hubs — Small Flange QR Alloy. Spokes — 14G Rustless.	Rims — Weinmann 700C, Eyletted, Black Alloy. Hubs — Mallard QR, Black Alloy. Spokes — Rustless 14G.	Rims — Weinmann Hollow Section 700C, Eyletted Alloy. Hubs — Mallard Small Flange QR Alloy. Spokes — 14G Rustless.	Rims — Weinmann Hollow Section Alloy 700C Eyletted, Grey Anodized. Shimano new 105 Small Flange Light Alloy QR. Spokes — 14/16G Rustless Double Butted.
Tires	700 x 20C Narrow Profile Gummell.	700 x 20C Narrow Profile Gummell.	700 x 20C Skinside.	700 x 20C Skinside.
Mudguards	Clearance for Narrow Guards.	Clearance for Narrow Guards.	No clearance.	No clearance.
Headset	Engraved Alloy bar with Pearl White Cushion Tape.	Engraved Alloy bar with Black Cushion Tape.	Engraved Alloy Bend (width and depth vary with frame size), Pearl White Cushion Tape.	Engraved Alloy Bend (Width and depth vary with frame size), Beige Cushion Tape.
Seat	Sakae Custom Light Alloy.	Sakae Custom Light Alloy.	Sakae Custom Light Alloy.	SR Custom Light Alloy.
Brakes	Weinmann 570 QR with Wheel Guides, Adamas Aero Levers, concealed Brake Cables.	Weinmann Alloy with Gold Anodised QR Brake Levers.	Alloy QR Calipers with Recessed Fitting, Hooded Alloy Levers.	Shimano new 105 SLR calipers and hooded brake levers.
Derailleur	Light Alloy derailleur with White Aero Levers.	Light Alloy derailleur with Black Aero Levers.	Shimano 105 Front & Rear, Light Alloy Levers.	Shimano new 105 SIS, Index Gear change.
Chainset	Alloy Cotterless Cranks with Detachable 52/42T Chainingrings.	Alloy Gold Cotterless Cranks and Black 52/42T Chainingrings.	Shimano 105 52/42T Alloy Rings & Cold Forged 170mm Alloy Cranks.	Shimano new 105 52/42T Light Alloy with 170 mm Cranks.
Freehub	6 speed 14-15-17-19-21-24T.	6 speed 14-15-17-19-21-24T. Gold finish.	6 speed 14-15-17-19-21-24T.	Shimano Silver Cassette 13-14-15-17-19-21T.
Chain	Black/Silver.	Black/Gold.	Sedaport.	Black/Silver.
Pedals	Alloy Platform.	Alloy Quill, Black.	Sakae Alloy Platform.	Shimano new 105 Alloy Platform.
Saddles	Selle Royal Aero Pearl White.	Selle Royal Aero Black.	Aero Pearl White.	ISCA 407 Beige Nabuk Suede Leather cover.
Seat Pin	Sakae Fluted Alloy with Single Allen Bolt Adjustment.	Sakae Fluted Alloy with Single Allen bolt adjustment.	Sakae Fluted Alloy with Single Allen Bolt Adjustment.	Sakae Fluted alloy with Single Allen Bolt adjustment.
Other Features	Frame Fitting Inflator, Toe Clips and Straps. Twin Bottles and Cages.	Frame fitting inflator, Toe Clips & Straps.	Frame Fitting Inflator, Christophe Toe Clips, plus Straps.	Frame Fitting Inflator, Shimano new 105 resin toe clips & Christophe straps.
Approx Weight	24 1/2 lb (60 cm Frame).	25 lb (60cm Frame).	23 1/2 lb (59.5 cm Frame)	22 1/2 lbs. (59.5 cm Frame).
Colour	Deep Metallic Blue.	25 lb. Black.	Oyster with Wine Red Decor	Platinum Grey, with Pearl Silver Decor on frame and fork, Chrome Bearing Surfaces.

MODEL	TRIATHLON 12	ROAD ACE 12	VENTURA 12	RECORD ACE 12
Frame Size	54cm (21") 57cm (22 1/2") 60cm (23 1/2") 64cm (25")	54.5cm (21 1/2") 57cm (22 1/2") 59.5cm (23 1/2") 62cm (24 1/2")	Gents 54cm (21") 57cm (22 1/2") 60cm (23 1/2") 64cm (25") Lady's 50cm (19 1/2") 54cm (21") 57cm (22 1/2") Sportif	54cm (21") 57cm (22 1/2") 60cm (23 1/2") 64cm (25")
Frame Material	531 BD Main Tubes, Single Pump Peg behind Head Tube, Twin bottle cage mounts, Braze-on Gear Lever Bosses, Top Tube Cable Guides, Chain Hook.	Reynolds 531C Butted Main Tubes & Taper Gauge Stays. Champagnolo Forged Ends & Long Point Super Leaver Lugs. Full set of brazed-on fittings including Gear Lever Bosses, Cable Guides, Bottle Mounts & Chain Hook.	Reynolds 531 Butted Main Tubes, Forged Ends and Short Point Super Leaver Lugs. Full set of brazed-on fittings including Gear Lever Bosses, Cable Guides, and Chain Hook.	Reynolds 531 Butted Main Tubes, Forged Ends and Short Point Super Leaver Lugs. Full set of brazed-on fittings including Gear Lever Bosses, Cable Guides, Bottle Mounts and Chain Hook.
Frame Angles	74° Parallel.	Variable Racing Geometry dependent on frame size.	74° Parallel.	74° Parallel.
Headset	Shimano new 105.	Shimano 600EX Light Alloy Sealed Mechanism.	Tange Chromed Steel.	Tange Chromed Steel.
Fork	531 Taper gauge blades, Tange Crown.	Reynolds 531 Taper Gauge Large Oval Blades with Precision - Cast Sloping Internal Crown and Champagnolo Forged Ends.	Raleigh 18-23 High Tensile Blades with Tange AC2 Sloping Crown, forged ends.	Reynolds 531 Taper Gauge Blades with Tange AC2 sloping Crown, Forged Ends.
Wheels	Rims — Weinmann Hollow Section Alloy Eyletted. Hubs — Shimano New 105 QR. Spokes — 14/16 Rustless 14G.	Rims — Weinmann Hollow Section 700C Eyletted Grey Anodized. Hubs — Shimano 600EX Small Flange QR Light Alloy. Spokes — 14/16G Stainless Steel Double Butted.	Rims — Weinmann 716E 700C Alloy Eyletted. Hubs — Mallard Small Flange QR Alloy. Spokes — 14G Rustless.	Rims — Weinmann 716E 700C Alloy Eyletted. Hubs — Small Flange Alloy QR. Spokes — 14G Rustless.
Tires	GST Profile 700 x 20C, Keisar Bead, foldable.	700 x 20C Narrow Skinside.	700 x 25C Gummell.	700 x 25C Gummell.
Mudguards	Mudguard clearance.	No clearance.	Narrow impact-resistant full length.	Gold Impact Resistant Full-Length.
Headset	Engraved Alloy Bend (width and depth vary with frame size), Pearl White Cushion Tape.	Alloy engraved Bend (Width and depth vary with frame size) Blue Cushion Tape.	Engraved Alloy Bar with Silver Cushion Tape.	Engraved Alloy Bar with Beige Cushion Tape.
Seat	Sakae Custom Light Alloy.	Sakae Custom Light Alloy.	Sakae Custom Light Alloy.	Sakae Custom Light Alloy.
Brakes	Calipers: Shimano New 105, Type 57 long bolt Levers — Shimano new 105 Aero with White Hoods. Shimano pale Silver lined cables.	Shimano 600EX QR, Recessed Fitting Calipers and Hooded Alloy Levers.	Weinmann QR Alloy. Weinmann Hooded Alloy Levers (Extensions on Lady's).	Weinmann QR Alloy. Weinmann Hooded Alloy Levers.
Derailleur	Shimano New 105 SIS Index gear change.	Shimano 600 EX with SIS index system levers.	Shimano 105 with Friction Type Light Alloy Levers.	Shimano 600EX Front & Rear with Sealed, Non-loosening Mechanism Levers.
Chainset	Shimano 105 Biopace 52/42T, 170 mm cranks.	Shimano 600EX 52/42T Light Alloy with 170 mm Alloy Cranks and sealed Mechanism Bottom Bracket.	Shimano 105 52/42T (Gents). Sakae 50/36T (Lady's).	Shimano 600EX 52/42T Light Alloy with 170 mm Alloy Cranks and Sealed Mechanism Bottom Bracket.
Freehub	13-15-17-19-21-24T. Shimano cassette, Black.	Shimano 600EX Cassette, 13-14-15-17-19-21T, Silver.	6 speed 14-16-18-21-24-28T.	6 speed 14-16-18-21-24-28T.
Chain	Black/Silver.	Shimano Uniglide Black/Silver.	Sedaport.	Sedaport.
Pedals	Shimano PD-700 Alloy Platform.	Shimano 600EX sealed mechanism, Light Alloy.	MKS Alloy.	MKS Alloy.
Saddles	Selle Royal Triathlon.	ISCA Tomabo Blue Nabuk Suede leather cover.	Black Suede.	ISCA 407 Beige Nabuk Suede Leather cover.
Seat Pin	Sakae Fluted alloy with single allen bolt adjustment.	Sakae Fluted Alloy with Single Allen Bolt Adjustment.	Sakae fluted Alloy with Single Allen Bolt Adjustment.	Sakae fluted Alloy with Single Allen Bolt Adjustment.
Other Features	Frame fitting inflator, Christophe toe clips and straps. Twin bottles and cages.	Frame Fitting Inflator, Shimano 600EX Toe Clips, plus Straps.	Inflator, Half Toe Clips	Frame Fitting Inflator, Half Toe Clips.
Approx Weight	22 1/2 lbs. (57cm frame).	22 lb. (59.5 cm Frame).	25 lb. (60 cm Gents frame), 25 lb. (54 cm Lady's frame)	24 lb. (60 cm Frame).
Colour	Citron.	Polar Blue with Blaze Blue Decor, Chromed Bearing Surfaces.	Aqua Blue with Pearl Silver Decor.	Beaver with Champagne Decor.

LIGHTWEIGHT TOURERS - TECHNICAL SPECIFICATIONS



To make cycling on your new Raleigh Touring bicycle even more pleasurable, there is a wide range of versatile bags and panniers in co-ordinating colours for you to choose from

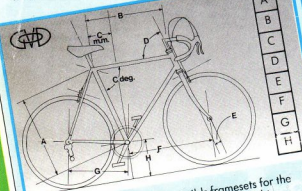
MODEL	ZENITH 10	GRANADA 10
Frame Size	Gents 54cm (21") 57cm (22½") 60cm (23½") 64cm (25") Lady's 50cm (19½") 54cm (21") 57cm (22½") Sportfit	Gents 54cm (21") 57cm (22½") 60cm (23½") 64cm (25") Lady's 50cm (19½") 54cm (21") 57cm (22½") Sportfit
Frame Material	Raymonds S01 Cromalloy-18 Butted Main Tubes.	Raymonds S31 Butted Main Tubes. Raleigh 18-23 High Tensile Steel Stays. Forged Ends and Short Point Super Leuger Lugs. Brazed-on fittings include Top Tube Cable Guides, Bottle Mounts and Chain Hook.
Frame Angles	73° Parallel	73° Parallel
Headset	Chromed	Tange CMA 60
Fork	Raleigh 18-23 High Tensile Steel	Raymonds S31 Taper Gauge Blades with sloping Crown and forged ends
Wheels	Rims — Weinmann Eyeletted Alloy. Hubs — Mallard Small Flange Alloy, QR on Front. Spokes — 14G Rustless.	Rims — Weinmann Eyeletted Alloy Hubs — Mallard Small Flange, QR Alloy Spokes — 14G Rustless
Tires	700 x 28C Gurnwell	700 x 28C Gurnwell
Handguards	Silver Impact Resistant Plastic with Grey Centre Stripe	Silver Impact Resistant Plastic with Grey Centre Stripe
Handlebar	Engraved Alloy bar with Silver Cushion Tape	Engraved Randonneur Alloy Bar with Silver Cushion Tape
Seat	Sakae Custom Light Alloy	Sakae Custom Light Alloy
Brakes	Weinmann 610/610 Alloy Centrepull (Gents). Weinmann 610 Alloy Centrepull front, and 733 Symmetric rear (Lady's). Quick Release Brake Levers on both models.	Weinmann 610/610 Alloy Centrepull (Gents), Weinmann 610 Alloy Centrepull Front and 733 Symmetric rear (Lady's). Quick Release Brake Levers on both models.
Derailleur	Huret Rival Front and Rear with Black Ratchet Levers.	Huret Rival Front and Rear with Black Ratchet Levers
Chainset	Alloy Cotterless Cranks with 50/60T Steel Chainrings.	Alloy Cotterless 170mm Cranks and 50/36T Steel chainrings.
Freewheel	5 speed 14-17-20-24-28T	5 speed 14-17-20-24-28T.
Chain	1/2" x 3/32"	Sedaport Black
Pedals	MKS AR3 Alloy Touring Platform	MKS AR3 Alloy Touring Platform
Saddle	Anatomic Black	Anatomic Black
Seat Pin	Fluted alloy.	Sakae fluted alloy with single allen bolt adjustment.
Other Features	Alloy Rear Carrier. Toe Clips and Straps (Gents). Half Toe Clips (Lady's).	Alloy rear carrier. Toe Clips and Straps (Gents). Half Toe Clips (Lady's).
Approx Weight	28½ lb. (60 cm Gents frame). 29½ lb. (54 cm Lady's frame).	28 lbs. (60 cm Gents frame). 28 lbs. (54 cm Lady's frame).
Colour	Aqua Blue with Silver peak head.	Deep Metallic Blue with Silver peak head.

MODEL	ROYAL 18	RANDONNEUR 18	MAVERICK 18 PRO
Frame Size	54cm (21") 57cm (22½") 60cm (23½") 64cm (25")	54cm (21") 57cm (22½") 60cm (23½") 64 cm (25")	19" (49cm) 20" (50cm)
Frame Material	Raymonds S31 Special Tourist frame tubing throughout. Shimano Forged Ends and Short Point Super Leuger Lugs. Brazed on fittings include Cantilever Brake Bosses, Gear Lever bosses, Top Tube Cable Guides, twin bottle mounts, single Pump Peg behind Head Tube, Chain Hook.	Raymonds S31 Special Tourist frame tubing throughout. Shimano Forged Ends and Short Point Super Leuger Lugs. Brazed on fittings include Cantilever Brake Bosses, Gear Lever bosses, Top Tube Cable Guides, twin bottle mounts, single Pump Peg behind Head Tube, Chain Hook, Chainstay Spoke Holders.	Raymonds S31 All Terrain Forks and Butted Main Tubes Individually Handbuilt at Raleigh's Specialist Bicycle Development Unit.
Frame Angles	Variable with frame size	Variable with frame size	
Headset	Tange CMA 60	Tange MTB 225	Tange MTB- 225 Fully Sealed
Fork	Raymonds S31 Taper Gauge Blades with Sloping Crown and Shimano Forged Ends. Brazed-on mounts for low rider front carrier.	Raymonds S31 Taper Gauge Blades with Sloping Crown and Shimano Forged Ends. Brazed-on mounts for low rider front carrier.	Raymonds S31 All Terrain Blades. Tange MT-5 Crown.
Wheels	Rims — Weinmann Eyeletted Alloy. Hubs — D.R. Alloy Spokes — 14G Rustless	Rims — Mavic MSCD Hard Anodised 35H eyeletted. Hubs — Mallard 600 sealed bearing 36H Spokes — Front stainless 14G. Rear stainless 13/14G single butted.	Rims — Weinmann Alloy 26 x 1.75" Hubs — Mallard Diabolite Alloy with Chrome-moly Axle. Spokes — 14G Rustless Steel Cross Three Laced.
Tires	700 x 28C Michelin Select.	700 x 28C Michelin Select	26 x 1.75" Black, Skinwall with Raised Central Tread.
Handguards	Silver Impact Resistant, Wide Section Twin Stays front and rear.	Spencers Silver Plastic wide section twin stays front & rear.	Mountaintape guards available as accessories.
Handlebar	Engraved Randonneur Alloy Bar with Silver cushion tape.	Engraved Randonneur Alloy Bar Tan suede cushion tape.	Chrome-moly All Terrain Bars.
Seat	Sakae Custom Light Alloy	Sakae Royal forged alloy.	Nitto MT1 4 Bolt Alloy Clamp. All Terrain Black Foam.
Brakes	Alloy Cantilever with Weinmann Q.R. Alloy levers and Black Hoods.	Shimano cantilever with 800EX levers, black hoods.	Dia Compe 980 with Dia Compe Alloy Mountain Bike Levers.
Derailleur	Shimano Light Action Wide Ratio Rear Derailleur, and Front changer with Alloy Ratchet Levers.	Huret New Success Alloy front and rear with Ratchet Levers.	Suntour Mountain Front and Rear with Suntour XC Handlebar-mounted Ratchet Levers.
Chainset	Alloy Cotterless with 50/40/30T detachable Alloy Rings.	Shimano Biopace De-Luxe 28-38-48 Bottom Bracket set : Shimano sealed mechanism.	Sugino TPX 48/36T 26T Alloy 170mm cranks with Suntour Sealed Cassette Bottom Bracket.
Freewheel	6 speed 14-16-18-21-24-28T.	6 speed 14-16-18-21-24-28T.	Suntour Ultra 6 14/16/18/21/24/28T.
Chain	Sedaport Black.	Sedaport Black.	Suntour Z.
Pedals	MKS AR3 Alloy Touring Platform.	Shimano PD-T100 Alloy Platform.	Suntour XC II Light Alloy Beartrap with CR-mo Axle.
Saddle	Gents Anatomic Leather Covered.	Brooks Professional, honey finish, pre-softened.	Selle Italia Padded Black Anatomic.
Seat Pin	SR Fluted Alloy with Single Allen Key Adjustment	Sakae Fluted alloy with single allen bolt adjustment.	SR MTE 110 Multi-forged Multi-adjust Fluted Alloy.
Other Features	Alloy Rear Carrier. Toe Clips & Leather Straps. Frame Fitting Inflator.	Black/Silver frame fitting inflator. Christophe toe clips with tan straps. Shows front low rider and rear alloy carriers. Twin Bottles and cages.	Quick Release Seat Clamp. Rear Derailleur Gear Protector. Alloy Spoke Disc.
Approx Weight	28 lbs. (60 cm Frame).	29 lbs. (60 cm frame)	31 lb. (53cm Frame).
Colour	Deep Metallic Red with Silver peak head.	Gummetal Grey with White peak head.	Beaver with Sparkling Champagne Deco.

SPECIALIST BICYCLE DEVELOPMENT UNIT — NOTTINGHAM

Raleigh SBDU is a vital part in the research and development behind the art of making and designing all types of bicycles. Under the guidance of Gerald O'Donovan - a world famous name in cycle design - the SBDU has been responsible for bikes that have won:-

- 6 World Championships since 1977
- 13 National Road Championships since 1974
- 14 National Pro Track Championships since 1974
- 6 European Championships since 1975
- 5 World Cup Teams since 1975
- 28 Classic Wins since 1975
- 65 Tour de France Stage Wins and 8 Team awards since 1976
- 45 Other International Tour Wins



The Raleigh SBDU not only builds framesets for the out and out race professional in the ultra light Reynolds 753 tubing and the super tough 531, but also for those cyclist who really want the very best - from sporting cyclist to casual tourist.

All frames are individually built to order to your own measurements - so that you get a perfectly balanced, perfectly crafted frame made to measure. Almost everything imaginable is available and possible, from brazed-on fittings to low profile road or track machines.

Why not visit the SBDU at Nottingham to make sure the frame you order is exactly the right size. As you can see by the illustration all of the angles are critical - and seldom are they the same for people of the same height because of varying leg length, trunk length, arm length etc.



What you see here is the 753 "Services des Courses" road frame, the definitive frame for competition at International level - ridden all over the world by thousands of professionals as well as discerning club riders. The lugs, fork crown, and bottom bracket are Cinelli, the tubing is the finest Reynolds 753R (also available in 531C, the choice is yours depending on your budget). The frame is available with a full complement of brazons and in a range of colour finishes.



For full details contact your Specialist Lightweight Dealer.

This catalogue is one of a set of 6 available free from your Raleigh dealer.



SPECIALIST BICYCLE DEVELOPMENT UNIT
Triumph Road, Nottingham NG7 2DD.
Telephone: 0602-787761 Ext 3143
(Telephone: From March 1st 1987 - 0602-420202 Ext 3143)

All the bicycles shown in this catalogue are available from your RALEIGH DEALER

S.A. 5 speed
hub approx
R50

Our policy of continual improvement means that product specification and appearance may be changed while this catalogue is still in use.



RALEIGH

TRIUMPH LTD.,
NOTTINGHAM,
ENGLAND