

1987





THE BICYCLE WITHOUT COMPROMISE

At Cannondale, we're dedicated to building bicycles with no compromises in design, quality or performance. This refusal to take shortcuts has resulted in the ground-breaking Cannondale aluminum bicycle. Ride one and experience the excitement of a bike that out-performs all others.

Our 1987 line of aluminum bicycles embodies this commitment, which we've honored since we developed the first Cannondale bike with its then-unfamiliar large-diameter tubing. Now the rest of the bike industry is struggling to keep up with the technology we pioneered.

This year, we continue to set the pace with a line of 14 aluminum bicycles, including racing, touring and all-terrain models. Every model comes equipped with the new, error-free index shifting systems. Now there's a Cannondale for every kind of riding and for every kind of budget.

But don't just take our word for it. The only way to feel the no-compromise difference is to test ride a Cannondale bicycle. There's one waiting for you at your local Authorized Cannondale Dealer. For the location of one near you, call our toll-free hotline, 1 800 BIKE USA. (In AK or PA, call 1-814-623-2626.)

EXPERIENCE THE CANNONDALE DIFFERENCE

Other bike manufacturers take shortcuts to cut costs or to avoid the risks of technological innovation. Not Cannondale.

We could have compromised and used conventional-sized steel tubing to build our bikes. But our research and testing showed that a bicycle made of large-diameter aluminum tubing would be stiffer, stronger and more efficient. So that's what we used.

We could have compromised by making no changes to our highly successful 1986 bike line. But cycling enthusiasts like you said we should

produce a more responsive racing frame and a better handling all-terrain frame. We listened. For 1987, selected racing models will feature a steeper head-tube angle and shorter wheelbase, and every all-terrain model will come with a shorter wheelbase.

We could have compromised by offering one of the limited guarantees common in the bike industry. But our belief in the importance of service ruled that out. So we adopted this guarantee: We want you to be 100% satisfied with the performance of your Cannondale product. If you are not satisfied with its performance, we will do our best to correct the problem or replace the product free of charge. This does not apply to normal wear and maintenance. In addition, if you damage your Cannondale frame, we will send you a new one for just \$175 with the return of your damaged frame.

PHOTO: BRUCE M. ALEXANDER




Feedback from the experienced competitors on Cannondale's racing team helps us refine our bicycles to meet the demands of top-class competition. Here Cannondale's Chuck Lawrence, named to the U.S. National Team for 1987, leads the pack en route to victory in the Connecticut Road Race Championships.

STUDIO PHOTOGRAPHY: FRANK POOLE

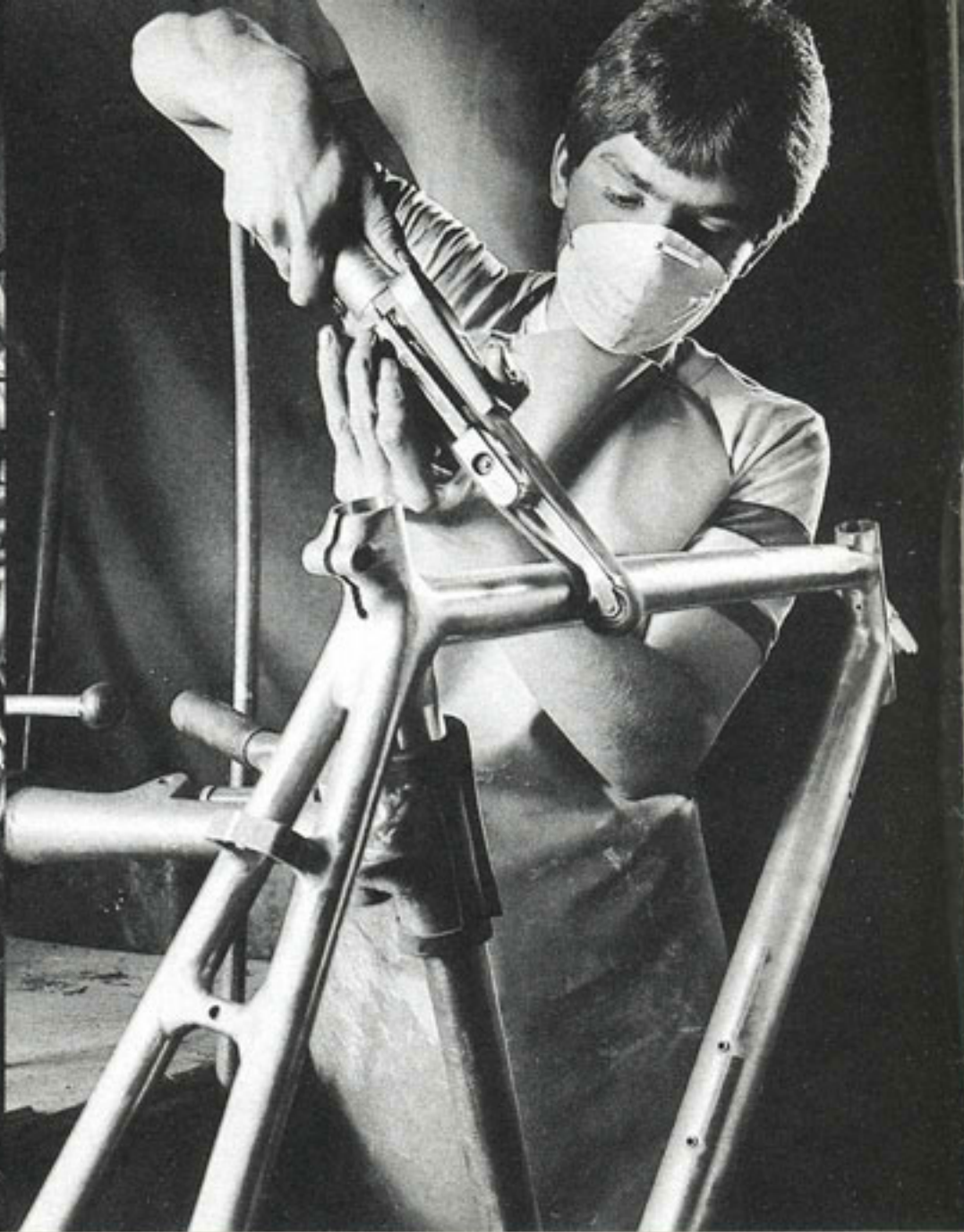
COMBINING ADVANCED TECHNOLOGY AND HAND CRAFTSMANSHIP

We could have compromised by having our bikes built for us in some other country where labor costs are lower. But we realized that—given a chance—American workers will make products of unsurpassed quality. So all Cannondale bikes are hand made at our plant in Bedford, Pennsylvania.


We could have compromised by joining our tubing using the “screwed and glued” method that some of our competitors employ. But we knew that welding and heat treating our tubing would make the



Expert welding helps make Cannondale bicycles the stiffest, most responsive bikes on the market.



Painstaking hand-finishing gives our frames their flawless appearance.




Hand-painted custom graphics, available on many models, enliven our frames with bold colors and striking designs.

frame a single unit without the flexible links that plague frames made with adhesives. That's why we pioneered our exclusive welding and heat treating process.

We could have compromised by leaving the welds unfinished. That would have saved time and money, but our frames wouldn't have the smooth, sleek hand-crafted look you might not have expected from Cannondale. So we hired frame finishers to meticulously sand every weld on every bike.

We could have compromised by offering only a limited selection of frame colors. But we knew that bike buyers' tastes aren't limited, so our frames are available in an array of wild Dupont Imron® colors. And if that's not enough, you can select a frame featuring our exclusive, hand-painted custom graphics.

We could have compromised by mass producing our frames like so many other bike manufacturers. But we knew that mass production can lead to poor work-



manship and quality. So we hired and trained craftsmen to hand-build every one of our frames. Now all our welders and frame finishers initial the frames they work on as a sign of their commitment to their craft.



PHOTO: E. HOWARD BARNETT

EXCEL WITH THE BIKE THAT BRINGS OUT YOUR BEST

Push yourself to your limits with Cannondale's racing bicycles. Designed to be ridden hard under the most demanding conditions, these bikes are ideal for competition, training or a tough weekend workout with your friends.

The ultimate blend of style and technology, Cannondale racing frames are built for high performance. A higher bottom bracket, a shorter wheelbase and steeper head-tube and seat-tube angles make our racing bikes more responsive to your actions. For 1987, we've squeezed even more responsiveness out of our four top-of-the-line racing bikes with our new,

recalculated frame geometry featuring a shorter wheelbase, reduced trail and steeper head-tube angle. With a Cannondale racing bike, you can dive through turns, climb out of the saddle with no wasted effort, or accelerate almost instantly to an all-out sprint.

Increase your cycling efficiency and comfort with Cannondale equipment for your hands, feet and seat—cycling's three contact points.

DO OTHER SHORTS FEEL LIKE A RAW DEAL?

Our eight-panel Lycra shorts are genuinely form fitting, preventing abrasive movement against your skin. Our exclusive "Y" Cut Ultrasuede crotch won't chafe, a terry/foam panel provides support and extra padding, and silicone elastic on the legs keeps the shorts from riding up. Cannondale shorts let you ride comfortably for hours.



THE SOLUTION TO NUMB HANDS AND SORE ARMS

Our Leather/Lycra gloves protect your hands, wrists and upper arms from the numbness that strikes on long rides and the pounding that occurs when cycling on bumpy roads. Padded palms covered with supple, top-quality leather provide cushioning and ensure a firm grip on the handlebars. And colorful leather/Lycra backs stretch to fit your hands perfectly.



ARE YOUR SHOES ROBBING YOU OF PEDALING POWER?

Boost your cycling efficiency with our cycling cleats, featuring stiff nylon soles for better energy transmission, adjustable cleats for proper foot positioning, a molded heel cup to keep your feet from pulling out of your shoes, and top-quality leather uppers for durability and comfort. The shoes are also compatible with the new Look clip-less pedal system.



From the new Shimano 7 speed Dura-Ace SIS components to Mavic GP4 rims, the SR2000 is the ultimate racing bike.

DURA-ACE

SR2000



COMPONENT SPECIFICATIONS:

RIMS: Mavic GP4 700C tubular

HUBS: Shimano Dura-Ace 32-h.

SPOKES: 14 gauge stainless

TIRES: Wolber Neo-Pro

FR. DER.: Shimano
Dura-Ace Braze-on

RR. DER.: Shimano
Dura-Ace SIS 7-spd

SHIFTERS: Shimano
Dura-Ace SIS 7-spd

CRANKSET: Shimano
Dura-Ace 42/52

PEDALS: Shimano Dura-Ace

FREEWHEEL: Shimano 12,13,14
15,17,19,21

BRAKES: Shimano Dura-Ace
aero levers

HANDLEBAR: TTT Gimondi
criterium bend

STEM: TTT AR 84

HEADSET: Shimano Dura-Ace

SEATPOST: Shimano Dura-Ace

SADDLE: Turbo, leather

FORK: Tange, chrome-moly

COLOR: yellow squash
w/custom graphics*

SIZES (cm): 48, 50, 53, 54.5,
56, 58, 60, 63

WEIGHT (lbs): 21

*These bikes are also available in the same base color but without custom graphics.

COMPONENT SPECIFICATIONS:

- RIMS:** Wolber Alpine hard anodized 700C clincher
- HUBS:** SunTour Superbe Pro 32-h.
- SPOKES:** 14 gauge stainless
- TIRES:** National Panaracer Technova-Kevlar
- FR. DER.:** SunTour Superbe Pro braze-on, white
- RR. DER.:** SunTour Superbe Pro Index, white
- SHIFTERS:** SunTour Superbe Pro Index power (IPC)
- CRANKSET:** SunTour Superbe Pro white 42/52
- PEDALS:** SunTour Superbe Pro white
- FREEWHEEL:** SunTour Winner Pro 13, 15, 17, 19, 21, 24
- BRAKES:** SunTour Superbe Pro aero levers, white
- HANDLEBAR:** Nitto mod. 410
- STEM:** Nitto Technomic white
- HEADSET:** SunTour Superbe Pro, white
- SEATPOST:** American Classic, white
- SADDLE:** Turbo, leather
- FORK:** Tange chrome-moly
- COLORS:** white w/custom graphics*
- SIZES (cm):** 48, 50, 53, 54.5, 56, 58, 60, 63
- WEIGHT (lbs):** 21

*These bikes are also available in the same base color but without custom graphics.

SUPERBE PRO

Top SunTour Superbe index components complement the white frame enlivened with custom graphics.

SR1000



A black frame and black and gold SunTour Sprint index components give Black Lightning its force.

SR800



Black Lightning

COMPONENT SPECIFICATIONS:

- RIMS:** Wolber Alpine hard anodized 700C clincher
- HUBS:** Sansin Gyro-master black 32-h.
- SPOKES:** 14 gauge stainless
- TIRES:** National Panaracer Technova-Kevlar 700C presta
- FR. DER.:** SunTour Sprint braze-on black/gold
- RR. DER.:** SunTour Sprint Index, black/gold
- SHIFTERS:** SunTour Index power control (IPC)
- CRANKSET:** Sugino AP 130, black 42/52
- PEDALS:** SunTour Sprint, black
- FREEWHEEL:** SunTour Winner Pro 13, 15, 17, 19, 21, 24
- BRAKES:** Dia Compe RC II 400 aero levers, black
- HANDLEBAR:** Nitto black/gold mod. 410
- STEM:** Nitto Technomic black
- HEADSET:** Stronglight Delta
- SEATPOST:** American Classic, black
- SADDLE:** Cinelli Volare SLX
- FORK:** Tange chrome-moly
- COLOR:** black
- SIZES (cm):** 48, 50, 53, 54.5, 56, 58, 60, 63
- WEIGHT (lbs):** 21

COMPONENT SPECIFICATIONS:

- RIMS:** Wolber Alpine hard anodized 700C clincher
- HUBS:** Shimano 600 32-h.
- SPOKES:** 14 gauge stainless
- TIRES:** National Panaracer Technova
- FR. DER.:** Shimano 600 braze-on
- RR. DER.:** Shimano 600 SIS
- SHIFTERS:** Shimano 600 SIS
- CRANKSET:** Shimano 600 42/52
- PEDALS:** Miche 1203 alloy
- FREEWHEEL:** Shimano 13, 15, 17, 19, 21, 24
- BRAKES:** Shimano 600 aero levers
- HANDLEBAR:** Cinelli 64
- STEM:** Cinelli 1E
- HEADSET:** Shimano 600
- SEATPOST:** Sugino SPH
- SADDLE:** Vetta racing, leather
- FORK:** Tange chrome-moly
- COLOR:** blueberry, hot pink w/custom graphics*
- SIZES (cm):** 48, 50, 53, 54.5, 56, 58, 60, 63
- WEIGHT (lbs):** 22



*These bikes are also available in the same base color but without custom graphics.

SHIMANO 600 SIS

Ideal for racers and triathletes, the SR600 comes with top notch Shimano 600 SIS components.

SR600



Designed for fitness enthusiasts, this sleek machine is powered by Shimano's new 105 SIS components.

SHIMANO 105

SR500



COMPONENT SPECIFICATIONS:

- RIMS:** Wolber Alpine hard anodized 700C clincher
- HUBS:** Shimano 105 32-h.
- SPOKES:** 14 gauge stainless
- TIRES:** National Panaracer Technova
- FR. DER.:** Shimano 105 braze-on
- RR. DER.:** Shimano 105 SIS
- SHIFTERS:** Shimano 105 SIS
- CRANKSET:** Shimano 105 Biopace 42/52
- PEDALS:** Shimano 105
- FREEWHEEL:** Shimano 13, 15, 17, 19, 21, 24
- BRAKES:** Shimano 105, aero levers
- HANDLEBAR:** TTT
- STEM:** Nitto Young
- HEADSET:** Shimano 105
- SEATPOST:** Sugino SPKL
- SADDLE:** Vetta Mundialita
- FORK:** Tange mangalloy
- COLOR:** white, turquoise w/custom graphics*
- SIZES (cm):** 48, 50, 53, 54.5, 56, 58, 60, 63
- WEIGHT (lbs):** 21



*These bikes are also available in the same base color but without custom graphics.

Serious recreational cyclists will relish the Team Comp and its trouble-free SunTour Alpha 3000 index components.

Team Comp

SR400


COMPONENT SPECIFICATIONS:

- RIMS:** Sun/Mistral M13
700C clincher
- HUBS:** Maillard 400 CX
sm fl. sealed mech. 36-h.
- SPOKES:** 14 gauge stainless
- TIRES:** National Panracer
Technova
- FR. DER.:** SunTour
Alpha 3000 braze-on
- RR. DER.:** SunTour
Alpha 3000 Index
- SHIFTERS:** SunTour
Alpha 3000 Index
- CRANKSET:** Sugino VP 130 42/52
- PEDALS:** MKS AR2 alloy
- FREEWHEEL:** SunTour Perfect
13, 15, 17, 19, 21, 24
- BRAKES:** DiaCompe Q400N
Alpha-aero levers,
recessed allen
- HANDLEBAR:** TTT
- STEM:** Nitto Young
- HEADSET:** Tange Nova
- SEATPOST:** Strong mod. S
- SADDLE:** Vetta Mundialita
- FORK:** Tange mangaloy
- COLOR:** slate, mint
w/custom graphics*
- SIZES (cm):** 48, 50, 53, 54.5,
56, 58, 60, 63
- WEIGHT (lbs):** 22



*These bikes are also available in the same base color but without custom graphics.





TREAT YOURSELF TO THE SMOOTH RIDE OF CANNONDALE ALUMINUM

Pedaling across the country with 40 pounds of gear or riding five miles to work, you need a touring bike that's comfortable, reliable and durable. It's especially important to have a bike with a longer wheelbase and shallower head-tube angle to soften road shock, and sturdy components that are easy to care for. You'll find all these features and more on Cannondale touring bikes.

PHOTO: BRUCE M. ALEXANDER

Add Cannondale's Bugger 4 bicycle trailer to your touring equipment when you need a dependable, problem-free way to bring your kids along on your rides. It's also ideal for carrying camping gear, groceries and other large loads.

CANNONDALE BICYCLE PRICES

BIKE	DESCRIPTION	PRICE
SR2000	2000 SERIES RACING BICYCLE	\$1,550.00
SR1000	1000 SERIES RACING BICYCLE	1,350.00
SR800	800 SERIES RACING BICYCLE	899.99
SR600	600 SERIES RACING BICYCLE	750.00
SR500	500 SERIES RACING BICYCLE	599.99
SR400*	400 SERIES RACING BICYCLE	499.99
ST800	800 SERIES TOURING BICYCLE	999.99
ST600	600 SERIES TOURING BICYCLE	699.99
ST400	400 SERIES TOURING BICYCLE	450.00
BOW4	BUGGER 4 BICYCLE TRAILER (with canopy and cushion)	299.99
SM900	900 SERIES ALL-TERRAIN BICYCLE	999.99
SM800	800 SERIES ALL-TERRAIN BICYCLE	799.99
SM600*	600 SERIES ALL-TERRAIN BICYCLE	650.00
SM500	500 SERIES ALL-TERRAIN BICYCLE	550.00
SM400	400 SERIES ALL-TERRAIN BICYCLE	475.00

For an ultra-responsive bike, select one of our four top-of-the-line racing bikes, featuring our new, recalculated criterium geometry for high-performance riding. Look for criterium geometry on the SR2000, SR1000, SR800, and SR600.

***NOTE:** *In response to early feedback from cycling enthusiasts like you, we have changed the color options on the SR400 Racing Bicycle and the SM600 All-Terrain Bicycle. The SR400 is now available in black, or in slate with or without custom graphics. The SM600 is now available in slate for the 24" rear wheel model, or in lavender with or without custom graphics for the 26" rear wheel model.*

We regret that, due to unprecedented demand for complete bicycles, we are now unable to sell framesets. "Frame Replacement" and warranty framesets are not affected by this change in policy.

PROTECT YOUR FEET FROM PEDALING PRESSURE

Ride in comfort with Cannondale touring shoes, featuring stiff soles that let you apply pressure to the pedals without hurting your feet. They also provide plenty of support for walking. For 1987, we've redesigned and upgraded our touring shoes by adding suede toe clip reinforcements and reflective heel patches.



CARRY YOUR GEAR IN THE AWARD-WINNING HANDLEBAR BAG

Cannondale's Trestle Handlebar Bag makes hauling your gear a snap. It's equipped with our unique quick-release system (patent pending) for fast, dependable, secure mounting to your bike. This innovative system has been named one of the five best new products of 1986 by Bicycling magazine.



LEAVE DISCOMFORT BEHIND WITH SHORTS DESIGNED FOR CYCLING

Cannondale touring shorts feature a fleecy crotch liner for comfort and poly/cotton construction that stretches for freedom of movement. This design means our shorts won't chafe you like gym shorts. Two large pockets hold plenty of cargo.



A true touring machine, the ST800 comes with SunTour sealed-bearing parts, fenders, and front and rear racks.

ST800



COMPONENT SPECIFICATIONS:

RIMS: Wolber Super Champion Mod. 58, 27" hard anodized

HUBS: Sansin RE 40 Sealed 36-hole sm. fl.

SPOKES: 14 gauge stainless

TIRES: National Tour Guard Kevlar 27 x 1 1/4 presta

FR. DER.: SunTour Superbe

RR. DER.: SunTour Superbe GT

SHIFTERS: SunTour Superbe, down tube

CRANKSET: Sugino TAT, 28/44/48

PEDALS: SunTour Superbe Pro Road

FREEWHEEL: SunTour Winner 13, 16, 20, 24, 30

BRAKES: Dia Compe 982 cantilever w/aero levers

HANDLEBAR: Nitto, Cinelli cork tape

STEM: Nitto Techomic

HEADSET: Stronglight Delta, sealed, alloy, w/SunTour headbinder

SEATPOST: American Classic

SADDLE: Brooks Team Pro, tan leather

FORK: Tange chrome-moly, low rider bosses

COLOR: Anthracite

SIZES (in): 19, 21, 23, 25, 27

WEIGHT (lbs): 28

COMPONENT SPECIFICATIONS:

- RIMS:** Sun Mistral M17L alloy 27"
HUBS: Shimano 600, 36-h., sm. fl.
SPOKES: 14 gauge stainless
TIRES: Skinwall, 27 x 1 1/8", presta
FR. DER.: Shimano Deore
RR. DER.: Shimano Deore SIS index
SHIFTERS: Shimano SIS
CRANKSET: Shimano FCB 124 Biopace 28/44/50
PEDALS: Miche 1203 alloy
FREEWHEEL: Shimano, 13, 15, 18, 21, 25, 30
BRAKES: Shimano 600, aero levers
HANDLEBAR: TTT
STEM: Nitto Young
HEADSET: Shimano 600
SEATPOST: Sugino SPH
SADDLE: Vetta, anatomic leather
FORK: Tange Mangaloy, low rider braze-ons
COLORS: slate, lavender w/custom graphics *
SIZES (in): 19, 21, 23, 25, 27
WEIGHT (lbs): 23.5



*These bikes are also available in the same base color but without custom graphics.

Equipped with Shimano's Biopace crankset and Deore and 600 SIS parts, this bike is ideal for tours or day trips.



ST600

Commuting or recreational riding—the ST400 does it all,
with help from SunTour Alpha 3000 components.

ST400



COMPONENT SPECIFICATIONS:

- RIMS:** Sun/Mistral M13 alloy 27"
- HUBS:** Maillard 400 CX sealed mechanism
- SPOKES:** 14 gauge stainless
- TIRES:** 27 x 1 1/8" skinwall
- FR. DER.:** SunTour Alpha 3000
- RR. DER.:** SunTour Alpha 3000 index
- SHIFTERS:** SunTour Alpha 3000 index
- CRANKSET:** Sugino DNFG-1 42/52
- PEDALS:** MKS AR2
- FREEWHEEL:** SunTour 14, 16, 19, 23, 26, 30
- BRAKES:** Dia Compe 500N
- HANDLEBAR:** TTT
- STEM:** Nitto Young
- HEADSET:** Tange Tioga
- SEATPOST:** Strong Model S
- SADDLE:** Vetta, anatomic
- FORK:** Tange Hi-tensile
- COLORS:** white, banana w/custom graphics*
- SIZES (in):** 19, 21, 23, 25, 27
- WEIGHT (lbs):** 24



*These bikes are also available
in the same base color but without
custom graphics.

The **Bugger 4** is the latest, most advanced version of Cannondale's original Bugger bicycle trailer. Featuring a uni-body chassis, unique torsional hitch and rugged 20" wheels with sealed bearing hubs, the **Bugger 4** provides an exceptionally smooth, stable ride. It also comes with a padded seat cushion and a sun/rain canopy.

Capacity: 80 pounds.

A removable canopy protects Bugger passengers and cargo from sun or rain.



Any bike becomes more versatile when you add a Bugger 4, the dependable, efficient bicycle trailer.

BUGGER4





PHOTO: CHIP SIMONS

TAKE A RIDE ON THE WILD SIDE

Experience the sheer joy of cycling—jump on a Cannondale all-terrain bike for a ride that inspires confidence. These bikes are built for versatility, smoothing out the roughest trails and absorbing shock from the bumpiest city streets. They're ideal for lazy weekend jaunts too. For 1987, we've enhanced our all-terrain line with newly recalculated frame geometry for more responsiveness, an array of wild DuPont Imron® frame colors and Sun-Tour's error-free AccuShift gearing. And, as you'd expect, the bikes also feature durable weather-sealed components, sure-gripping tires, comfortable upright riding position and highly maneuverable small frame sizes.

ATB FEATURES FOR SMALLER RIDERS AND OFF-ROAD ENTHUSIASTS

For shorter-than-average cyclists, we produce our smallest, frame size (16") with 24" wheels instead of 26" wheels. The smaller wheels provide additional top-tube clearance, allowing shorter riders to straddle the bike comfortably. (Note: This feature is available only on the SM900, SM800, SM600 and SM500.)

For riders who like the feel of an ultra-responsive bike, we offer a special option on two of our models. The SM800 and SM600 are available with a 24" rear wheel, which gives the bike a shorter wheelbase for superb traction. (Like the rest of our all-terrain line, both the SM800 and SM600 also are available with 26" front and rear wheels.)

TIRED OF CHAFING AND BINDING?

You can't enjoy your ride if your shorts are chafing or binding. Cannondale's Six-Panel Lycra Shorts let you cycle in comfort with features like a skin-hugging fit, racing cut so they won't ride up, and a fleecy crotch for cushioning.



THIRSTY AND NO WATER IN SIGHT?

You'll have refreshment close at hand with our BH30 waterbottle, featuring 20 fl. oz. capacity, easily squeezable plastic and our exclusive wide mouth for adding ice cubes or drink mixes. These bottles now come in five new, exciting pearlescent colors: blue, pink, red, white and yellow.



EVER BEEN CAUGHT WITH A FLAT TIRE AND NO WAY TO FIX IT?

You'll never be stranded by a flat tire with our Flat Fixer kit. It contains all you need for repairing a flat tire: patches, glue, tire irons and a compact, under-the-saddle bag for carrying it all.



The SM900 features top SunTour XC 9000 components and all the extras you need for superior off-road performance.

SM900



COMPONENT SPECIFICATIONS:

- RIMS:** Araya RM20 hard anodized 26"
- HUBS:** SunTour XC w/QR 36-h.
- SPOKES:** 14 gauge stainless
- TIRES:** National Panaracer "Fattrax" 26 x 2.02
- FR. DER.:** SunTour XC 9000
- RR. DER.:** SunTour XC 9000 index
- SHIFTERS:** SunTour XC 9000 index thumb
- CRANKSET:** Sugino TAP 110 28/36/48
- PEDALS:** SunTour XC Compe w/ss clips, straps
- FREEWHEEL:** SunTour Winner 13, 16, 21, 26, 30
- BRAKES:** SunTour XC 9000 x Dia Compe 282 levers
- HANDLEBAR:** Cannondale 7000 series alloy
- STEM:** SunTour XC
- HEADSET:** Stronglight Delta w/XC headbinder
- SEATPOST:** SunTour XC w/Hite-Rite
- SADDLE:** Vetta anatomic leather
- FORK:** Tange unicrown chrome-moly
- COLOR:** mint w/custom graphics*
- SIZES (in):** 16, 18, 20, 22
- WEIGHT (lbs):** 28

*These bikes are also available in the same base color but without custom graphics.

COMPONENT SPECIFICATIONS:

- RIMS:** Araya RM20
black 26" and/or 24"
- HUBS:** SunTour XC Sport 36-h.
- SPOKES:** 14 gauge stainless
- TIRES:** National Ibx 2"
- FR. DER.:** SunTour XC 9000
- RR. DER.:** SunTour XC 9000 index
- SHIFTERS:** SunTour XC 9000 index
- CRANKSET:** Sugino GP 110 28/36/48
- PEDALS:** MKS Grafight 2000
- FREEWHEEL:** SunTour Winner
13, 16, 21, 26, 30
- BRAKES:** SunTour XC Sport
w/Dia Compe 280 levers
- HANDLEBAR:** Cannondale 7000
Series alloy
- STEM:** Nitto MT6
- HEADSET:** Tange Falcon sealed
- SEATPOST:** Strong PM 30
- SADDLE:** Vetta anatomic leather
- FORK:** Tange unicrown
chrome-moly
- COLOR:** 24" rear: hot pink w/custom*
graphics, 26" rear: white.
- SIZES (in):** 16, 18, 20, 22
- WEIGHT (lbs):** 28
- (available in 24" or 26" rear wheel)

cannondale

*These bikes are also available
in the same base color but without
custom graphics.

Conquer tough trails with the SM800, featuring SunTour XC 9000 drivetrain and other quality components.

SM800



A superb mix of quality and value, the SM600 features Shimano Deore SIS gearing.

SM600



COMPONENT SPECIFICATIONS:

- RIMS:** Araya RM25 26" and/or 24"
HUBS: Sansin Off-Roader
SPOKES: 14 gauge stainless
TIRES: 2" knobby
FR. DER.: Shimano Deore
RR. DER.: Shimano Deore SIS
SHIFTERS: Shimano Deore SIS
CRANKSET: Shimano BioPace 28/38/48
PEDALS: MKS Graflight 2000
FREEWHEEL: Shimano 14, 17, 21, 26, 32
BRAKES: SunTour XC Sport
HANDLEBAR: 7000 series alloy
STEM: SR MTS 130
HEADSET: Tange Falcon sealed
SEATPOST: Sugino SPKD
SADDLE: Vetta Anatomic
FORK: Tange Unicrown
COLOR: 24" rear: slate, 26" rear: lime w/custom graphics*
SIZES (in): 16, 18, 20, 22
WEIGHT (lbs): 28

(available in 24" or 26" rear wheel)



*These bikes are also available in the same base color but without custom graphics.

COMPONENT SPECIFICATIONS:

- RIMS:** Araya 7X Sliver 26"
HUBS: Sansin "Off Roader"
SPOKES: 14 gauge stainless
TIRES: 26 x 2.00 knobby
FR. DER.: SunTour
Alpha 3000
RR. DER.: SunTour
Alpha 3000 index
SHIFTERS: SunTour
Alpha 3000 index thumb
CRANKSET: Sugino VP 110 28/36/48
PEDALS: MKS G-5000
FREEWHEEL: SunTour Perfect
14, 17, 21, 26, 32
BRAKES: SunTour XC Sport
x Dia Compe 280 levers
HANDLEBAR: 7000 series alloy
STEM: SR MTS 130
HEADSET: Tange Tioga sealed mech.
SEATPOST: Sugino SPKD
SADDLE: Vetta anatomic
FORK: Tange unicrown
COLOR: Blueberry, yellow squash
w/custom graphics
SIZES (in): 16, 18, 20, 22
WEIGHT (lbs): 29

cannondale

*These bikes are also available
in the same base color but without
custom graphics.

Take a weekend ride or commute to work with the SM500
featuring SunTour Alpha 3000 gearing.

SM500



With its sturdy, dependable components, this nimble cruising bike puts the fun back into casual riding.

SM400



COMPONENT SPECIFICATIONS:

- RIMS:** Sun/Levanter
L25 alloy 26"
- HUBS:** Maillard Diablo
sealed mech.
- SPOKES:** 14 gauge stainless
- TIRES:** 26 x 1.5 knobby
- FR. DER.:** SunTour
Alpha 3000
- RR. DER.:** SunTour
Alpha 3000 index
- SHIFTERS:** SunTour
Alpha 3000 index thumb
- CRANKSET:** Sungino VP 110
28/36/48
- PEDALS:** MKS G-5000
- FREEWHEEL:** SunTour Perfect
14, 17, 21, 26, 32
- BRAKES:** Dia Compe 960
cantilever x 284 levers
- HANDLEBAR:** 7000 series alloy
- STEM:** SR MTS 130
- HEADSET:** Tange Tioga
sealed mech.
- SEATPOST:** Strong steel
- SADDLE:** Vetta anatomic
- FORK:** Tange unicrown
- COLOR:** white, turquoise
w/custom graphics*
- SIZES (in):** 16, 18, 20, 22
- WEIGHT (lbs):** 31

cannondale

*These bikes are also available
in the same base color but without
custom graphics.

FRAME SPECIFICATIONS:

In addition to the products found in this catalog, Cannondale makes a full line of quality cycling accessories for racing, touring and all-terrain riding. Look for these accessories at your local Authorized Cannondale dealer. For the names of the dealers nearest you, call our toll-free hotline, 1 800 BIKE USA. (In AK or PA, call 1 814-623-2626.)

CANNONDALE'S GUARANTEE:

We want you to be 100% satisfied with the performance of your Cannondale product. If you are not satisfied with its performance, we will do our best to correct the problem or replace the product free of charge. This does not apply to normal wear and maintenance.

CRITERIUM RACING FRAME (SR 2000-SR600)

SIZE	48	50	53	54.5	56	58	60	63
SEAT TUBE ANGLE	77.00°	75.70°	74.40°	74.00°	73.7°	73.10°	73.00°	73.00°
HEAD TUBE ANGLE	73.25°	73.75°	74.25°	74.25°	74.25°	74.25°	74.25°	74.75°
TOP TUBE LENGTH	20.13	20.75	21.38	21.88	22.00	22.13	22.33	23.13
CHAINSTAY LENGTH	15.75	15.75	15.75	15.75	15.75	15.75	15.75	15.75
FORK RAKE	1.75	1.63	1.50	1.50	1.50	1.50	1.50	1.38
BOTTOM BRACKET HGT.	10.75	10.75	10.75	10.75	10.75	10.75	10.75	10.75
WHEELBASE	38.25	38.22	38.12	38.47	38.48	38.36	38.5	38.95
TRAIL	2.20	2.20	2.20	2.20	2.20	2.20	2.20	2.20
GROUND TO TOP OF TOP TUBE	28.30	29.60	30.60	31.30	31.90	32.60	33.20	34.50
CTR. BOT. BRKT TO TOP OF TOP TUBE	17.50	19.45	20.61	21.34	22.07	22.84	23.47	24.83

TOURING FRAME (ST800-ST400)

SIZE	19	21	23	25	27
SEAT TUBE ANGLE	76.70°	73.50°	73.50°	73.50°	73.50°
HEAD TUBE ANGLE	72°	72°	72°	72°	72°
TOP TUBE LENGTH	20.30	21.75	22.25	23.25	24.25
CHAINSTAY LENGTH	18.00	18.00	18.00	18.00	18.00
FORK RAKE	2.13	2.13	2.13	2.13	2.13
BOTTOM BRACKET HGT.	10.20	10.30	10.44	10.52	10.63
WHEELBASE	41.10	41.30	41.60	42.70	44.00
TRAIL	2.15	2.15	2.15	2.15	2.15
GROUND TO TOP OF TOP TUBE	28.50	30.50	32.50	34.50	36.50
CTR. BOT. BRKT. TO TOP OF TOP TUBE	18.05	21.00	23.00	25.00	26.99

*26" x 24" ** 24" x 24"

STANDARD RACING FRAME (SR500/SR400)

SIZE	48	50	53	54.5	56	58	60	63
SEAT TUBE ANGLE	77.00°	75.70°	74.40°	74.00°	73.70°	73.10°	73.00°	73.00°
HEAD TUBE ANGLE	72.00°	72.75°	73.00°	73.00°	73.00°	73.00°	73.00°	73.50°
TOP TUBE LENGTH	20.10	21.15	21.75	21.88	22.00	22.13	22.33	23.13
CHAINSTAY LENGTH	15.75	15.75	15.75	15.75	15.75	15.75	15.75	15.75
FORK RAKE	1.75	1.63	1.50	1.50	1.50	1.50	1.50	1.38
BOTTOM BRACKET HGT.	10.75	10.75	10.75	10.75	10.75	10.75	10.75	10.75
WHEELBASE	38.80	38.90	38.90	38.90	38.90	38.90	39.00	39.50
TRAIL	2.50	2.50	2.50	2.50	2.50	2.50	2.50	2.50
GROUND TO TOP OF TOP TUBE	28.30	29.60	30.60	31.30	31.90	32.60	33.20	34.50
CTR. BOT. BRKT TO TOP OF TOP TUBE	17.50	19.45	20.61	21.34	22.07	22.84	23.47	24.83

ALL-TERRAIN FRAME (SM900-SM500)

SIZE	16 **	18	20	22
SEAT TUBE ANGLE	72°	72°	72°	72°
HEAD TUBE ANGLE	69.5°	71°	71°	71°
TOP TUBE LENGTH	21.5	22.5	23.25	24.25
CHAINSTAY LENGTH	16.75	17.75 16.75*	17.75 16.75*	17.75 16.75*
FORK RAKE	2	2	2	2
BOTTOM BRACKET HGT.	12.75	13	13	13
WHEELBASE	41.41	42.7 41.7*	43.49 42.49*	44.52 43.52*
TRAIL	2.35	2.36	2.36	2.36
GROUND TO TOP OF TOP TUBE	27.1	29.2	31.1	32.9
CTR. BOT. BRKT. TO TOP OF TOP TUBE	13.2	15.0	16.9	18.7

(SM400)

SIZE	16	18	20	22
SEAT TUBE ANGLE	73.5°	73.5°	73.5°	73.5°
HEAD TUBE ANGLE	71°	71°	71°	71°
TOP TUBE LENGTH	20.50	21.50	22.25	23.25
CHAINSTAY LENGTH	18.50	18.50	18.50	18.50
FORK RAKE	2.00	2.00	2.00	2.00
BOTTOM BRACKET HGT.	11.00	11.00	11.00	11.00
WHEELBASE	41.33	42.34	43.18	44.28
TRAIL	2.36	2.36	2.36	2.36
GROUND TO TOP OF TOP TUBE	27.30	28.70	30.70	32.70
CTR. BOT. BRKT. TO TOP OF TOP TUBE	15.29	18.45	20.54	22.62

BULK RATE
U.S. POSTAGE
PAID
CANNONDALE
CORPORATION

8

cannondale[®]

© 1987 Cannondale Corporation 9 Brookside Place Georgetown, CT 06829