



D I A M O N D

B A C K



AVENIR



There is only one way to get this view of Montana's Red Rocks National Wildlife Refuge.

WHEN YOU TALK WE LISTEN

We've grown beyond our wildest dreams because we are sensitive to your needs as a bicycle rider. At Diamond Back we listen and work with our dealers and their customers. Our goal is to make you happy with our product and as proud to own one as we are to build one.

At Diamond Back, we don't sell hype, we sell quality.

FAT TIRES

Without a doubt the most practical, durable and comfortable bicycles come with FAT TIRES. Whether you choose the traditional beach cruiser style or a full racing mountain bike you're choosing a style of bike that is categorized as fun!

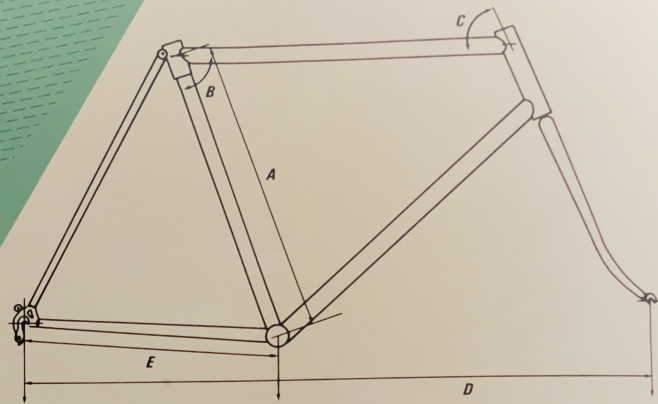
CRUISERS — The continuous popularity of Cruisers over the last 30 or 40 years is easy to understand. Simple, practical, leisurely and, above all, stylish, define the Cruiser. Add the Diamond Back flair for good looks and

great value and you've got a bicycle guaranteed to turn heads.

MOUNTAIN BIKES — The recent popularity of Mountain Bikes is sure to be a lasting trend. One of the most versatile bicycles ever developed. Diamond Back Mountain Bikes use lightweight materials and nimble geometry, coupled with extra sturdy componentry and fat knobby tires to boldly go where no other bike has gone.

In Mountain Bikes, the state-of-the-art is Diamond Back. All the bicycles we build at Diamond Back are built, ridden, raced and tested again and again until we've reached perfection.

ALL PURPOSE BIKES — All Purpose Bikes or City Bikes were originally developed by Diamond Back in 1984. A unique blend of Cruisers, Lightweights and Mountain Bikes, the APB™ goes anywhere with maximum style, convenience and comfort. All based on a ride you can only get on a fat tire.



	A FRAME SIZE	B SEAT TUBE ANGLE (DEGREES)	C HEAD TUBE ANGLE (DEGREES)	D WHEEL BASE	E CHAIN STAY LENGTH
ASCENT	18½	73	68	42.7	17.7
APEX	18½	73	68	42.7	17.7
ARRIVAL	18½	72	70	41.2	17.4

All sizes are in inches.

What does our frame geometry chart really show? Besides what our competition will be doing next year, it indicates ultimately how your bike will handle. Steeper angles generally bring on a shorter wheel base and quicker, more responsive handling. Ideal in tight terrain, a little less forgiving on down hills.

Our ASCENT and APEX geometry utilize a relatively relaxed head angle with a 2" fork rake to offer better overall tracking. We also incorporate a fairly radical seat angle which shortens the top tube. This puts the rider at a more physiologically correct position for maximum approach at the pedals. This combination ultimately offers a


bicycle with superior overall handling characteristics that won't dump you on the down grades or lay you into the trees in the woods.

Our ARRIVAL geometry takes on a slightly steeper head angle while incorporating a slightly more relaxed seat angle. Overall the ARRIVAL will feel a bit quicker, especially at high speed, but may feel like it's sacrificing a little bit of instant up hill torque. Don't worry with the light alloy frame, you won't feel the difference.

All this may sound good on paper, but the real test comes in the saddle. We've done our work, so you won't have to. Just make sure you come in from your test ride before dark.

Diamond Back

Tange's unique full Chromoly fork utilizes large diameter blades for increased rigidity and shock absorption characteristics, plus reinforcement ribs on the crown to increase strength while reducing weight.



Diamond Back Bicycles that conquered the Rocky's.

ATTENTION TO DETAIL

Many companies build fine bicycles, but it's the extra attention to detail that sets Diamond Back apart. Such as the use of double butted Chromoly, and 7000 Series alloy frame tubing for optimum frame performance. And reinforced ribs on our uncrown mountain bike forks together with larger diameter blades add superior strength to weight ratio.

All our mountain bikes use sealed bearings throughout for low maintenance, trouble free riding. Our top of the line mountain bikes incorporate solid side, large flange alloy hubs, for an ideal combination of rigidity and shock absorption. Most models use stainless steel spokes to resist corrosion and rusting. Even the tiny details like carrying around spare spokes on our unique rear chainstay guard, or our use of Italian anatomic saddles so that your ride feels great right down to your buns.

It's attention to detail that makes Diamond Back a leader and it's this extra attention that will give you years of pleasurable riding, available from no other line of bicycles.

WE "86"ed" THE COMPETITION

The all new '86 line of Diamond Back's far exceed the expectations of the industry. The combination of sophisticated componentry & engineering, plus a pricing system that makes the best affordable to everyone . . . this combination makes us unbeatable.

THE UNIQUE DIAMOND BACK WARRANTY

Backed by a nationwide network of thousands of dealers, we warranty every DB frameset to be free from defects in manufacturing or materials, forever. Only after you put the best in can you guarantee the results.



Mike & Dan Moe rode the entire length of the Continental Divide on their Diamond Back mountain bikes. Shown here at Logan Pass in Glacier National Park.

ASCENT

The Ascent captures the spirit of the hardcore race fanatic without compromising the practicality, needs and bank book of the average off road enthusiast. Diamond Back's race proven handling, geometry, quality and components make the Ascent into the

best All Terrain bike buy this side of the Himalayas. Don't buy a mountain bike until you've seen the Ascent. Mens and Ladies styles. Colors: Porsche Red, Bright Turquoise and High-luster Chrome.



Instantly adjustable quick release seat pillar bolt.



Shimano cantilever mountain brakes offer smooth gradual or instant stopping power.




Shimano's wide range derailleurs offer smooth shifting in all 15 gears.




APEX

The frameset in a Mountain Bike is of the utmost importance. The Apex uses the 100% chromoly Tange mountain tube set with double butted main tubes. Sometimes strength means overkill, and the result is dead performance. But the Apex is alive and kicking with the perfect marriage of methods, materials and geometry.


The Apex utilizes the best drive train available, full top of the line Shimano Deore XT componentry. The braking is provided by rear Suntour Power Cam and front Shimano cantilevers for the perfect combination of front to rear stopping power. Colors: Porsche Red and Bright Marine Green.



Unique chainstay guard assures you will always have spokes when you need them.



New Nitto fully adjustable mountain stem.



State of the art Suntour XC Sport brake mounted under chainstays. Shimano's unique Biopace crank set offers more efficient pedaling. Shimano's Deore XT precise shifting Alpine derailleur set up.



Vetta Italian anatomic saddle.

Tange Falcon sealed headset.

Tange 100% Chromoly Mountain Frameset, with double butted main tubes.

New Araya RM-25 alloy rims.

Water bottle & front & rear carrier braze-ons.

Shimano Bio-pace crankset with full sealed BB.

Suntour XC-Sport brake.

Shimano XT mountain derailleurs with 15 speeds.

Suzue, solid large flange hubs, with full sealed bearings.

Stainless Steel spokes.

ARRIVAL

Building around a full 7000 series aluminum alloy frame and Tange chromoly fork, the heart of the Arrival shaves off a few pounds instantly.

Top of the line Suntour Mountain Bike componentry is everywhere. XC derailleurs, XC shift levers and adjustable brake levers, pedals and stem. Top of the line Dia Compe front cantilevers and Shimano's unique

computer designed Biopace crankset round out an unbeatable package.

The Arrival is the perfect bike because it's designed and engineered to be perfect. The only thing that could make it better is a day off, a couple of friends and a mountain to conquer.

Colors: Yellow with Black fork. Bright Marine green with Black fork.



State of the art Suntour XC Sport brake mounted under chainstays. Shimano's unique Biopace crank set offers more efficient pedaling.



For the ultimate in control, Suntour's XC Shifter and adjustable Mountain Brake Levers.



Suntour's XC wide range Derailleur set offers extremely smooth, positive shifting.




FLEET STREAK/APB

The ultimate in comfort and convenience are provided by the cruiser style padded spring saddle, spongy foam handlebar grips and easy to use thumb shifters. While the Shimano Z series shifting system provides the smoothest shifting, most durable derailleurs on any bike in this class.

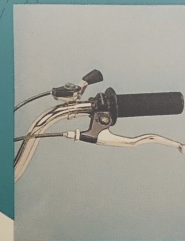
And it's a bike designed to last forever under any conditions. Rustless stainless steel spokes. Fully lined

cable housing. Anodized "permanent finish" aluminum rims. A five stage baked on paint finish, including baked on clear overcoat. All this assures a good looking bike you'll be proud to ride for many years.


If you can't decide between a 12 speed, a cruiser, or a mountain bike — get all three — on an APB. Mens and Ladies styles. Colors: Red, Blue or Silver.




Lightweight Sugino alloy crankset & alloy DB pedals offer reduced rotating weight for easier riding.



Convenient thumb shifters and mountain bike levers make operation a breeze.



Sure stopping Shimano mountain style cantilever brakes.



Convenient thumb shifters makes hand removal obsolete.

Spongy, comfort grips.

NEW design, positive control handlebar for all terrains.

Extra rugged handlebar stem.

"Cruiser" style padded spring seat for maximum comfort.

Shimano AT-50 cantilever brakes for maximum stopping power.

chromoly seat tubes.

Lightweight high pressure skinwall tires with raised center ridge for reduced rolling resistance.

Lightweight, permanent finish, aluminum rims.

Quick release front wheel.


Precision Shimano alpine derailleur, with 12 speed.

Sugino aluminum crankset for light weight. Sure grip alloy platform type pedals.


SAND STREAK - 6

The Sand Streak loves sand but it doesn't have to be at the beach to be at home. The epitome of comfort from the fat tires to the cushy seat. The Sand Streak lets you sit up and take

notice of the world. Throw a leg over the Sand Streak . . . cruise . . . and enjoy.
Mens and Ladies styles.
Colors: Jet Black and Candy Apple Red.



Cushy padded seat with coil springs offers a truly comfortable ride.



Full coverage foam handlebar padding and convenient brake and shift lever positioning makes hand removal obsolete.



Smooth shifting, durable, wide range Sountour derailleurs.



Full coverage spongy comfort grips.

Convenient thumb shifters.

Water bottle mounting braze-ons.


Sure stopping Dia Compe alloy brakes.

Precision Sountour wide range derailleur with 6 speeds.


SAND STREAK COASTER

Virtually maintenance free, nothing is more fun than a bike that can go anywhere. Wide cruiser foam padded handlebars, heavy duty MX stem, even brazed-on bosses for mounting a water bottle. The Diamond Back Sand Streak

is the ultimate bike for stylin', anywhere. Mens and Ladies Styles. Colors: Mens, Candy Apple Red and Candy Blue. Ladies, Rose and Candy Blue.



Cushy padded seat with coil springs offers a truly comfortable ride.



Fully padded handlebar grips for superior shock absorption & deluxe feel.



26x2.125 gumwall "fat" tire smooths out the ride.



Extra wide cruiser spring type saddle with foam padding.

Full coverage spongy comfort grips.

Extra rugged handlebar stem.

Lightweight/high-pressure gumwall tires with raised center ridge for reduced rolling resistance.

SPECIFICATIONS

	ARRIVAL	APEX	ASCENT	FLEET STREAK APB	SAND STREAK - 6	SAND STREAK C/B	
Frame	7000 Series aluminum alloy, heliarc welded. Double water bottle bosses. Front & rear carrier braze-ons.	Tange 100% Chromoly mountain tube set with double butted main tubes, double water bottle bosses & front/rear carrier braze-ons. Triple spoke chainstay protector.	Tange 100% Chromoly mountain tube set with double butted main tubes, double water bottle bosses & front/rear carrier braze-ons.	High carbon steel w/water bottle braze-ons. Chromoly seat tube.	High carbon steel, large diameter main tubes, diamond style w/water bottle braze-ons.	High carbon steel, large diameter main tubes, diamond style w/water bottle braze-ons.	
Fork	Tange 100% Chromoly Uncrown style w/large diameter blades.	Tange 100% Chromoly w/large diameter blades.	100% Chromoly Uncrown style w/large diameter blades.	High carbon steel w/fender - rack eyelets.	Hi-Tension steel, large diameter blades.	Hi-Tension steel, large diameter blades.	
Headset	Tange Falcon-sealed.	Tange Falcon-sealed.	DB mountain.	DB Chrome plated.	DB Chrome plated.	DB Chrome plated.	
Handlebar	Kusuki alloy, heat treated.	Kusuki alloy, heat treated.	CR-5 Chromoly, chrome plated.	DB hi-rise type.	26" Cruiser type, chrome finish.	26" Cruiser type, chrome finish.	
Grip	Anatomic foam.	Anatomic foam.	Foam mountain style.	Foam type.	Full coverage foam padding.	Full coverage foam padding.	
Stem	SunTour XC.	Nitto MT-2 deluxe mountain alloy.	Kusuki alloy/ chromoly, XC style.	DB alloy/chromoly shaft, MX style.	DB alloy/chromoly shaft, MX style.	DB/Sugino alloy/ chromoly shaft.	
Brakes & Levers	SunTour XC-Sport rear, Dia Compe 982 Cantilever front, w/SunTour XC adjustable brake levers.	Shimano Deore XT Cantilever front. SunTour XC-Sport rear, mounted under chainstays. Dia Compe 282 deluxe alloy mountain levers.	Shimano AT-50 mountain Cantilever w/MTN levers.	Shimano AT-50 mountain Cantilever w/MTN levers.	Dia Compe 1020 alloy calipers & lever.	SunTour coaster brake.	
Derailleurs	SunTour XC front & rear w/XC thumb shifters.	Shimano Deore XT front & rear w/Deore XT Thumb Shifters.	Shimano AL-11 front. Shimano L-512 GS rear. Shimano MT-50 thumb shifters.	Shimano Z-202 front. Shimano Z-501-GS wide range rear. Shimano MT-50 thumb shifters.	SunTour GT RD-1200. SunTour XC-Sport thumb shifter.		
Freewheel	SunTour Winner 13-30.	Shimano 13-30 silver.	Shimano Z 13-28, silver.	Shimano Z, 14-28, 6-speed.	SunTour 13-32, 6-speed.	Black, 1/8"	
Chain	DID Mountain chain, black & silver.	Shimano UG chain, black & silver.	1/2x3/32 DB black & silver.	DB black & silver.	DB black & silver.	Black, 1/8"	
Chainwheel	Shimano Biopace w/48-38-28 chainrings.	Shimano FC-B124 w/Biopace 48/38/28 chainrings.	Sugino TYP triple with 28/38/48 chainrings (170mm for 16 1/2" & 18 1/2" frame, 175mm for 20 & 22" frame).	Sugino 170mm alloy crank.	One-piece crank polished chrome plated, 46T.	One piece crank, polished chrome plated, 46T.	
Pedal	SunTour XC-2 Beartrap.	SunTour XC-2 Beartrap.	Alloy Beartrap w/Chromoly axles.	DB alloy platform, chromoly shaft.	HTI rubber w/Chromoly axles.	Rubber.	
Wheels	New Araya RM-20 narrow alloy rim. Suzue solid large flange hubs w/full sealed bearings. Asahi 14 gauge stainless steel spokes.	New Araya RM-20 alloy rim. Suzue solid, large flange hubs w/full sealed bearings. 14 gauge stainless steel spokes.	Araya 7X alloy rims. Suzue small flange sealed system hubs. 14 gauge.	Araya 26x1.50 alloy rim. Alloy small flange front hub w/quick release, alloy small flange rear hub. Stainless steel 14 gauge spokes.	Double reinforced steel chrome rims. Heavy duty small flange, chrome finish hubs. High carbon steel, 14 gauge spokes.	Araya 7X alloy rim. SR alloy hub. 80g steel spokes. SunTour coaster brake rear.	
Tires	Panaracer IBEX 26x1.50.	Panaracer IBEX 26x1.50.	26x2.125 CST off road center ridge skinwall.	26x1.50 center ridge skinwall.	26x2.125 Cheng Shin gumwall with raised center ridge.	26x2.125" Comp-3 type skinwalls.	
Saddle	Vetta Italian anatomic.	Vetta Italian anatomic.	Anatomic mountain.	Padded cruiser spring style.	Wide base with coil springs & padded top.	Wide base with coil springs & padded top.	
Seat Pillar	Sugino SP-KC 230mm.	SR Laprade MTE-300 alloy (17 1/2" & 18 1/2" frames w/230mm length, 20" & 22" frame w/300mm length).	Alloy Laprade style, micro adjust type.	Steel, chrome plated.	Steel, chrome plated. Alloy clamp.	Chrome plated post. Alloy clamp.	
Colors	Lemon yellow w/black fork. Bright marine green w/black fork. Clear coated.	Porsche red, Bright marine green, Clear coated.	Porsche red, Bright Turquoise, Hi-lustre Chrome, Clear coated.	Red, Blue, or Silver.	Jet black, Candy Apple red.	Ladies: Rose, Blue. Mens: Red, Blue.	
Sizes	17", 19", 20 1/2", 22" * * * 16 1/2", 18 1/2", 20", 22" * * *	17 1/2", 19 1/2", 21", 23" * * * 16 1/2", 18 1/2", 20", 22" * * *	Mens: 17", 19", 20 1/2", 22 1/2" * * * Ladies: 18" * * * Mens: 16 1/2", 18 1/2", 20", 22" * * * * * Ladies: 17" * * * * *	Mens: 18", 20", 23" * * * Ladies: 19" * * *	Mens: 20" & 23" * * * Ladies: 17" & 19" * * *	Mens: 20" & 23" * * * Ladies: 19" * * *	

* (measured center of BB to top of seatmast)

** (measured center of BB to center of top tube at seatmast)

MSI

All Diamond Back bicycles are manufactured & tested to meet or exceed all current Federal, State, & CPSC safety standards. Diamond Back is a registered trade name belonging to MSI. All rights reserved. Specifications subject to change without notice. Diamond Back distributed by: MSI, Newbury Park, CA - Denver, CO - Dallas, TX - Dayton, NJ.

Printed in Japan

