


TREK

'85



Racing
Bicycles

460

A true racing machine in every regard — but without the high-speed price tag. The 23.7-pound 460 starts with T-1™ chrome-moly tubing (with Trek investment-cast fittings, of course) built into a short-wheelbase geometry to maximize handling and performance. Then we equip it with a group of precision aero components suited to the triathlete or entry-level racer, including SunTour's fast-shifting New Cyclone S derailleurs and fast-stopping Dia-Compe QS 400 brakes.



Trek dropouts with internal cable routed to SunTour derailleurs.



560

The bike that launched the careers of thousands of U.S.C.F. racers and triathletes last year. The heart of the 560 is a close-coupled frame built with a combination of Reynolds 501 chrome-moly in the main triangle, and stiffer T-1™ chrome-moly in the rear. Then it's equipped with a complete SunTour Cyclone group, including a new cold-forged 52/42 crankset and sealed bottom bracket. With extra-light Rigida 700C wheels and high-pressure clinchers, the 23.4-pound 560 is all ready for the starter's gun.



Cleats lock securely into SunTour's N-Cyclone racing pedal.



**660**

At its price, no other racing bike will be able to match this Trek-built Reynolds 531 frame and innovative Italian component systems. Like O'ring's offset crankset and incredibly light composite Mistral derailleurs, Modolo black-anodized "Speedy" short-reach brakes, and Panaracer's new dual-hardness Tri-sport tires mounted on Matrix Titan wheels tensioned with DT stainless spokes. A ton of performance at 22.2 pounds.



Tall 53-tooth chainring is standard on the 660's O'ring crankset.

**670**

New for this year, the 22.7-pound 670 brings together a classic Trek-built racing frame with equally classic component designs. From Campagnolo, there's a high-torquing New Record drivetrain. From Modolo, a set of grey-anodized Equipe brakes. From SunTour, the racer's favorite New Winner 6-cog freewheel. And from Matrix, a pair of ultra-light rims, fitted with new Tri-sport tires vulcanized from two different rubber formulations to maximize speed and traction.




Stiff, responsive Modolo Equipe brakes with sintered pads.

760

A 20.7-pound bicycle with Victory written all over it – Campagnolo Victory, that is. To a tight-geometry investment-cast Reynolds 531 racing frame, we've added Campy's newest performance group. Featuring an aerodynamic cold-forged crankset for serious racing. A stiff short-reach brakeset with recessed-bolt design for sensitive control. And Wolber NeoPro 260-gram tires glued to Matrix Iso tubular wheels for the kind of response you need to bridge a fast-moving break.



Campy's new fast-shifting Victory Corsa rear derailleur.

**770**

A racing bike in the American custom-built tradition, combining revolutionary Trek investment-cast frame technology with the most honored racing group in cycling history. For 1985, Campagnolo's Super Record Pro components include a 53/42 crankset for a 112-inch time-trial gear, a pair of ultralight Matrix Iso 32-hole aerodynamic rims, and a hot-pink polyurethane finish that makes this 19.9-pound machine look blazing fast even when it's standing still.



Closer-tolerance investment-cast lugs join Reynolds 531 tubing.



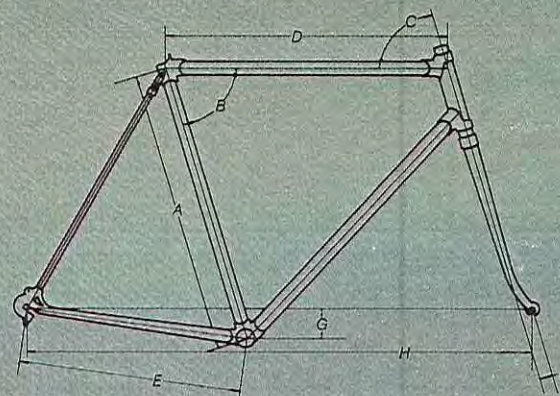
FRAME GEOMETRY FOR MODELS 460, 560, 660, 670

| | A | B | C | D | E | F | G | H |
|------------|------------------|-----------------|-----------------|-----------------|-------------------|-------------|------|------------|
| FRAME SIZE | SEAT TUBE length | SEAT TUBE angle | HEAD TUBE angle | TOP TUBE length | CHAIN STAY length | FORK OFFSET | DROP | WHEEL BASE |
| 19" | 47.5 | 73.5° | 72.0° | 53.6 | 41.5 | 3.8 | 7.2 | 97.2 |
| 21" | 52.1 | 73.5° | 72.0° | 55.0 | 41.5 | 3.8 | 7.2 | 98.6 |
| 22.5" | 55.9 | 73.5° | 73.0° | 56.0 | 41.5 | 3.8 | 7.2 | 99.1 |
| 25" | 59.6 | 73.5° | 73.0° | 57.5 | 41.5 | 3.8 | 7.2 | 100.5 |
| 27" | 63.5 | 73.5° | 73.0° | 58.5 | 41.5 | 3.8 | 7.2 | 101.3 |

FRAME GEOMETRY FOR MODELS 760, 770

| | | | | | | | | |
|-------|------|-------|-------|------|------|-----|-----|-------|
| 50 cm | 48.9 | 74.5° | 73.5° | 53.5 | 41.2 | 3.8 | 6.6 | 96.6 |
| 52 cm | 50.9 | 73.5° | 73.5° | 54.0 | 41.2 | 3.8 | 7.2 | 96.6 |
| 54 cm | 52.9 | 73.5° | 73.5° | 54.0 | 41.2 | 3.8 | 7.2 | 96.8 |
| 56 cm | 54.9 | 73.5° | 73.5° | 55.5 | 41.2 | 3.8 | 7.2 | 97.1 |
| 58 cm | 56.9 | 73.5° | 74.0° | 57.0 | 41.2 | 3.8 | 7.2 | 99.2 |
| 60 cm | 58.9 | 73.5° | 74.0° | 58.0 | 41.2 | 3.8 | 7.2 | 100.1 |
| 62 cm | 60.9 | 73.5° | 74.0° | 59.0 | 41.2 | 3.8 | 7.2 | 101.1 |

All dimensions are in centimeters, unless otherwise stated.


RACING SPECIFICATIONS
460

Stays: True Temper Chromoly
Headset: Trek Pro Blk.

B.B. Shell: Nikko
Headlug: Trek One-Piece Cast

Seat Lug: Trek Investment Cast
Drop-Outs: Trek Cast w/Adjustors

Special Braze-ons: Top Tube Cable Guides,
Top Tube Pump Peg, Dual Water Bottle

Mounts, Chain Hanger
Frame Sizes: 19", 21", 22.5", 24", 25.5"
Color: Race Red

COMPONENTS:

Crank: SR CRG 101 Forged Alloy 52/42
Derailleurs: SunTour New Cyclone-S
Shift Levers: SunTour New Cyclone-S
Braze-on

Freewheel: Atom 77 13-24 6 spd. Silver
Chain: Sedisport

Brakes: Dia Compe QS400N Blk.
w/Recess and Hooded Aero Levers

Pedals: SR SP-153 Aero Alloy Quill
Bar: Belleri Std. Alloy

Stem: SR CT Aero Alloy
Hubs: Atom Std. Silver Alloy Q/R

Rims: Rigida 13-20 700C Alloy
Blk. Anodized

Tires: Trek 700x25c

Seat Post: SR P5-E Laprade Type
Forged Alloy

Saddle: San Marco Laser Leather

Extras: SR Aero Toe Clips w/Lapize Straps

560

Stays: True Temper Chromoly
Headset: Trek Pro Blk.
B.B. Shell: Trek Cast w/Cable Guides

Headlug: Trek One-Piece Cast
Seat Lug: Trek Investment Cast

Drop-Outs: Trek Cast w/Adjustors
Special Braze-ons: Top Tube Cable Guides,
Top Tube Pump Peg, Dual Water Bottle
Mounts, Chain Hanger, Shift Lever Bosses

Frame Sizes: 19", 21", 22.5", 24", 25.5"
Color: Purple Metallic

COMPONENTS:

Crank: SunTour N-Cyclone Forged
Alloy 52/42
Derailleurs: SunTour New Cyclone-S
Shift Levers: SunTour New Cyclone-S
Braze-on

Freewheel: SunTour PS 6000 13-24
6 spd. Silver

Chain: Sedisport Silver
Brakes: SunTour N-Cyclone w/Recess and
Hooded Levers

Pedals: New Cyclone-S Blk. Alloy
Bar: Belleri Engraved Alloy

Stem: SR CT Aero Alloy
Hubs: Sansin Gyro-Master Alloy Q/R

Rims: Rigida 13-20 700C Alloy
Blk. Anodized

Tires: Trek 700x25c

Seat Post: Sugino SP-KC Forged Alloy

Saddle: San Marco Laser Leather

Extras: Lapize Toe Clips & Straps,
Alloy Water Bottle Cage w/Bottle

660

Stays: Reynolds 531CS
Headset: Stronglight A-9

B.B. Shell: Trek Cast w/Cable Guides
Headlug: Trek One-Piece Cast

Seat Lug: Trek Investment Cast
Drop-Outs: Trek Cast w/Adjustors
Special Braze-ons: Top Tube Cable Guides,
Top Tube Pump Peg, Dual Water Bottle
Mounts, Chain Hanger, Shift Lever Bosses

Frame Sizes: 19", 21", 22.5", 24", 25.5"
Color: Race Red

COMPONENTS:

Crank: Omega Mistral Forged Alloy 53/42
Derailleurs: Omega Mistral Blk.
Shift Levers: Omega Mistral Blk. Braze-on
Freewheel: SunTour NW 6500 13-21 6 spd.
Chain: Sedisport Silver

Brakes: Modolo Speedy Blk. w/Recessed
and Hooded Levers

Pedals: Shimano N600 Aero Alloy
Bar: Belleri Engraved Alloy

Stem: SR Custom Aero
Hubs: Sansin Gyro-Master Alloy Q/R
Spokes: DT 14G Stainless

Rims: Matrix Titan 700C Alloy
Hard Anodized

Tires: National Tri-Sport 700x25c
Dual-Hardness

Seat Post: Sugino SP-KC Forged Alloy

Saddle: San Marco America Leather

Extras: Shimano Aero Toe Clips & Straps,
Alloy Water Bottle Cage w/Bottle

670

Headset: Stronglight A-9
B.B. Shell: Trek Cast w/Cable Guides

Headlug: Trek One-Piece Cast
Seat Lug: Trek Investment Cast

Drop-Outs: Trek Cast w/Adjustors
Special Braze-ons: Top Tube Cable Guides,
Top Tube Pump Peg, Dual Water Bottle
Mounts, Chain Hanger, Shift Lever Bosses

Frame Sizes: 19", 21", 22.5", 24", 25.5"
Color: Green

COMPONENTS:

Crank: Campagnolo Nuovo Record 53/42
Derailleurs: Campagnolo Nuovo Record
Shift Levers: Campagnolo Nuovo
Record Braze-on
Freewheel: SunTour NW 6500 13-21 6 spd.

Chain: Sedisport Silver

Brakes: Modolo Equipe w/Recess &
Hooded Levers

Pedals: Shimano N600 Aero Alloy
Bar: SR-CTD-390 Alloy

Stem: SR Aerox Aero Alloy
Hubs: Sansin Gyro-Master Alloy Q/R

Spokes: DT 14G Stainless
Rims: Matrix Titan 700C Alloy

Hard Anodized

Tires: National Tri-Sport 700x25c

Dual-Hardness

Seat Post: Sugino SP-KC Forged Alloy

Saddle: San Marco Concor

Extras: Shimano Aero Toe Clips &
Christophe Straps, Alloy Water Bottle
Cage w/Bottle

FRAME:

Main Tubes: Reynolds 531CS
Double Butted

Fork: Reynolds 531CS w/Aero Crown

Stays: Reynolds 531CS

760

FRAME:

Main Tubes: Reynolds 531 C Double Butted
Fork: Reynolds 531 C w/Tange C-14 Cast Crown

Stays: Reynolds 531 C
Headset: Campagnolo Victory
B.B. Shell: Trek Invest. Cast w/Cable Guides
Headlugs: Tange Invest. Cast
Seat Lug: Trek Invest. Cast
Drop-Outs: Campagnolo 1010B w/Adjustors
Special Braze-ons: Top Tube Cable Guides,
Top Tube Pump Peg, Dual Water Bottle
Mounts, Chain Hanger, Shift Lever Bosses

Frame Sizes: 50, 52, 54, 56, 58, 60, 62cm
Color: Beaujolais
COMPONENTS:
Crank: Campagnolo Victory Forged Alloy 53/42
Derailleurs: Campagnolo Victory Corsa
Shift Levers: Campagnolo Victory Braze-on
Freewheel: Sun Tour NW 6500 13-21 6-spd.

Chain: Sedisport Silver
Brakes: Campagnolo Victory w/Recess and Hooded Levers
Pedals: Campagnolo Victory Aero Alloy
Bar: Giro Alloy
Stem: Cinelli 11A Alloy
Hubs: Campagnolo Victory Alloy Q/R
Spokes: DT Stainless

Rims: Matrix Iso Hard Anodized Aero Tubular
Tires: Wolber Neo-Pro Tubular 260G
Seat Post: Campagnolo Victory Aero Forged Alloy
Saddle: San Marco Concor
Extras: Campagnolo Victory Toe Clips & Straps, Alloy Water Bottle Cage w/Bottle, Wolber Tubular Cement

770

FRAME:

Main Tubes: Reynolds 531C Double Butted
Fork: Reynolds 531C w/Tange C-14 Cast Crown
Stays: Reynolds 531C

Headset: Campagnolo Super Record
B.B. Shell: Trek Invest. Cast w/Cable Guides
Headlugs: Tange Invest. Cast
Seat Lug: Trek Invest. Cast
Drop-Outs: Campagnolo 1010B w/Adjustors
Special Braze-ons: Top Tube Cable Guides,
Top Tube Pump Peg, Dual Water Bottle
Mounts, Chain Hanger, Shift Lever Bosses

Frame Sizes: 50, 52, 54, 56, 58, 60, 62cm
Color: Hot Pink
COMPONENTS:
Crank: Campagnolo Super Record Forged Alloy 53/42
Derailleurs: Campagnolo Super Record
Shift Levers: Campagnolo Super Record Braze-on
Freewheel: Sun Tour NW 6500 13-21 6-spd.


Chain: Sedisport Silver
Brakes: Campagnolo Super Record w/Recess and Hooded Levers
Pedals: Campagnolo Record Blk. Alloy
Bar: Cinelli Giro Alloy
Stem: Cinelli 11R Alloy
Hubs: Campagnolo Super Record Alloy Q/R 32 Hole
Spokes: DT Stainless

Rims: Matrix Iso Hard Anodized Aero Tubular
Tires: Wolber Pro-84 Tubular 230C
Seat Post: Campagnolo Super Record Forged Alloy
Saddle: San Marco Concor
Extras: Campagnolo Toe Clips w/Binda Super Straps, Alloy Water Bottle Cage & Bottle, Wolber Tubular Cement

Trek bicycles consist of component parts and materials made by Trek or purchased from sources around the world. Changes in customer demand or availability occasionally necessitate temporary or permanent substitution of parts specified. If substitution is made, the new parts will be of comparable or superior quality and performance to those originally specified. Every Trek bicycle is equipped with safety reflectors required by federal law. All specifications are subject to change without notice.

TREK

TREK



Touring
Bicycles



470

New for this year, the 470 offers the same racing-geometry T-1™ frameset as our model 460, but matched with Shimano's acclaimed 600 series component group. Including cold-forged cranks, precise quick-shifting derailleurs, and responsive brakes with hooded anatomically-designed levers. All atop a pair of lightweight wheels built up from Rigida black-anodized alloy rims.



The 470's responsive, energy-efficient drivetrain.

mistaking this bicycle, ended wheelbase. It's a tour. Outfitted with range componentry, just that — including a full complement of Shimano's Hailard Helicomatic freewheel changes, a pair of derailleurs for precise shifting, and Shimano's XT cantilever brakes for stopping under a full load. The full complement of Shimano's (including Blackburn-style rider mounts) lets you stop your gear with ease.



660S

Trek's superlative Reynolds 531CS frameset (with investment-cast fittings) gets together with Modolo Equipe grey-anodized brakes, SunTour Superbe Pro cranks sculpted to reduce wind drag, and a pair of Superbe Pro derailleurs linked to sleek braze-on shifters. And of course, the 660S' new colors are as well-coordinated as its components.



SunTour's quick-shifting Superbe Pro derailleurs.



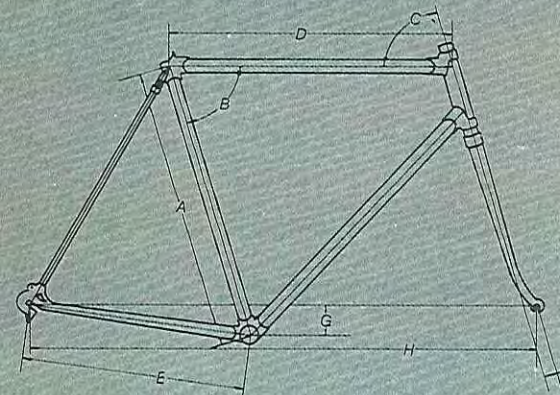
Shimano XT cantilever brakes for plenty of extra stopping power.

One year, the 720 has undoubtedly logged more miles than any other production touring bike. The reason is simple — a long and lean frame geometry composed entirely of Reynolds 531 tubing and Trek's own investment-cast fittings. Plus a wide-ranging Huret Titanium Duopar derailleurs system linked to a

FRAME GEOMETRY FOR MODELS 470, 660S

| | A | B | C | D | E | F | G | H |
|------------|------------------|-----------------|-----------------|-----------------|-------------------|-------------|------|------------|
| FRAME SIZE | SEAT TUBE length | SEAT TUBE angle | HEAD TUBE angle | TOP TUBE length | CHAIN STAY length | FORK OFFSET | DROP | WHEEL BASE |
| 19" | 47.5 | 73.5° | 72.0° | 53.6 | 41.5 | 3.8 | 7.2 | 97.2 |
| 21" | 52.1 | 73.5° | 72.0° | 55.0 | 41.5 | 3.8 | 7.2 | 98.6 |
| 22.5" | 55.9 | 73.5° | 73.0° | 56.0 | 41.5 | 3.8 | 7.2 | 99.1 |
| | 59.6 | 73.5° | 73.0° | 57.5 | 41.5 | 3.8 | 7.2 | 100.5 |
| | 63.5 | 73.5° | 73.0° | 58.5 | 41.5 | 3.8 | 7.2 | 101.3 |

All dimensions are in centimeters, unless otherwise stated.


RACING SPECIFICATIONS
470
FRAME:

Main Tubes: True Temper Chromoly Double Butted

Fork: Tange Mangalloy w/CCL Crown

Stays: True Temper Chromoly
Headset: Trek Pro Blk.
B.B. Shell: Nikko
Headlug: Trek Invest. Cast
Seat Lug: Trek Cast
Drop-Outs: Trek Cast w/Adjustors
Special Braze-ons: Top Tube Cable Guides, Top Tube Pump Peg, Dual Water Bottle Mounts, Chain Hanger

COMPONENTS:

Crank: Shimano N600 Forged Alloy 52/42
Derailleurs: Shimano N600
Shift Levers: Shimano N600 Braze-on
Freewheel: Atom 77 13-24 6-spd. Silver
Chain: Sedisport
Brakes: Shimano N600 Short Reach w/Recess and Hooded Levers

Pedals: Shimano N600 Aero Alloy
Bar: Baller Alloy
Stem: SR CT Aero Alloy
Hubs: Atom Std. Alloy Q/R
Rims: Rigida 13-20 700C Blk. Anodized Alloy
Tires: Trek 700x25c
Seat Post: Sugino SP-K Forged Alloy

Saddle: San Marco Lazer Leather
Extras: Shimano Aero Toe Clips w/Lapize Straps

660S
FRAME:

Main Tubes: Reynolds 531CS Double Butted

Fork: Reynolds 531CS w/Aero Crown

Stays: Reynolds 531CS
Headset: Stronglight A-9
B.B. Shell: Trek Cast w/Cable Guides
Headlug: Trek Invest. Cast
Seat Lug: Trek Cast
Drop-Outs: Trek Cast w/Adjustors
Special Braze-ons: Top Tube Cable Guides, Top Tube Pump Peg, Dual Water Bottle Mounts, Chain Hanger, Shift Lever Bosses

COMPONENTS:

Crank: SunTour Superbe Pro Aero Forged Alloy 53/42
Derailleurs: SunTour Superbe Pro
Shift Levers: SunTour Superbe Pro Braze-on
Freewheel: SunTour NW6500 13-21 Silver 6-spd.

Chain: Sedisport Silver
Brakes: Modolo Equipe w/Recess and Hooded Levers
Pedals: SunTour N Cyclone Blk. Alloy
Stem: SR Custom Aero Alloy
Hubs: Sansin Gyro-Master Alloy w/Sealed Mech. Q/R
Spokes: DT 14G Stainless

Rims: Matrix Titan 700C Hard Anodized
Tires: National Tri-Sport 700x25c
Seat Post: Sugino SP-SK Forged Alloy
Saddle: San Marco Concor
Extras: Shimano Aero Toe Clips & Lapize Straps, Alloy Water Bottle Cage w/Bottle

Trek bicycles consist of component parts and materials made by Trek or purchased from sources around the world. Changes in customer demand or availability occasionally necessitate temporary or permanent substitution of parts specified. If substitution is made, the new parts will be of comparable or superior quality and performance to those originally specified. Every Trek bicycle is equipped with safety reflectors required by federal law. All specifications are subject to change without notice.

TREK

620

There's no mistaking this bicycle, with its extended wheelbase. It was born to tour. Outfitted with long-range componentry to let it do just that—including a sealed Maillard Helicomatic hub for easy freewheel changes, Huret Duopar derailleur for quick 15-speed shifting, and Shimano's XT cantilever brakes for sure stopping under a full load. And the full complement of braze-ons (including Blackburn front low-rider mounts) lets you stow your gear with ease.



Shimano XT cantilever brakes for plenty of extra stopping power.

720

In one year, the 720 has undoubtedly logged more miles than any other production touring bike. The reason is simple—a long and lean frame geometry composed entirely of Reynolds 531 tubing and Trek's own investment-cast fittings. Plus a wide-ranging Huret Titanium Duopar derailleur system linked to a 48/44/28 triple crankset, a sealed 700 Series Helicomatic hub with quick-release freewheel, puncture-resistant Kevlar-belted radial tires, color-coordinated Blackburn racks, and all the braze-ons the serious tourist could ask for on a single machine.



Color-coordinated Blackburn low-rider rack brazed-on up front.

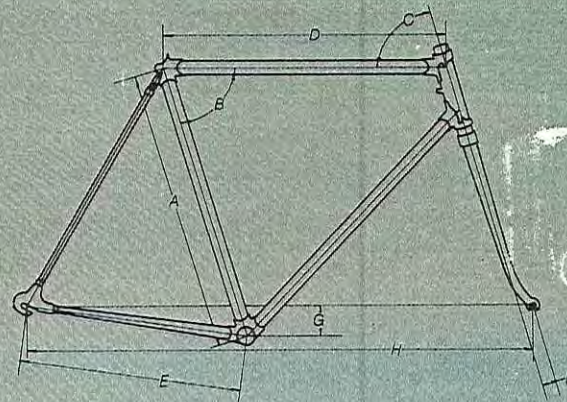
FRAME GEOMETRY FOR MODEL 620

| | A | B | C | D | E | F | G | H |
|------------|------------------|-----------------|-----------------|-----------------|-------------------|-------------|------|------------|
| FRAME SIZE | SEAT TUBE length | SEAT TUBE angle | HEAD TUBE angle | TOP TUBE length | CHAIN STAY length | FORK OFFSET | DROP | WHEEL BASE |
| 19" | 47.5 | 73.5° | 72.0° | 53.6 | 47.0 | 5.2 | 7.2 | 104.5 |
| 21" | 52.1 | 73.5° | 72.0° | 55.0 | 47.0 | 5.2 | 7.2 | 105.9 |
| 22.5" | 55.9 | 73.5° | 73.0° | 56.0 | 47.0 | 5.2 | 7.2 | 106.3 |
| 24" | 59.6 | 73.5° | 73.0° | 57.5 | 47.0 | 5.2 | 7.2 | 107.8 |
| 25.5" | 63.5 | 73.5° | 73.0° | 58.5 | 47.0 | 5.2 | 7.2 | 108.7 |

FRAME GEOMETRY FOR MODEL 720

| | | | | | | | | |
|-------|------|-------|-------|------|------|-----|-----|-------|
| 19" | 47.2 | 73.5° | 72.0° | 54.3 | 47.0 | 5.2 | 7.2 | 106.2 |
| 21" | 52.2 | 73.0° | 72.5° | 56.1 | 47.0 | 5.2 | 7.2 | 106.2 |
| 22.5" | 56.1 | 73.0° | 72.5° | 56.0 | 47.0 | 5.2 | 7.2 | 106.2 |
| 24" | 59.9 | 73.0° | 72.5° | 57.5 | 47.0 | 5.2 | 7.2 | 107.6 |
| 25.5" | 63.7 | 73.0° | 72.5° | 59.0 | 47.0 | 5.2 | 7.2 | 109.3 |

All dimensions are in centimeters, unless otherwise stated.



TOURING SPECIFICATIONS

620

FRAME:

Main Tubes: Reynolds 531CS
Double Butted
Fork: Reynolds 531CS
w/Cantilever Mounts
Stays: Reynolds 531CS

w/Cantilever Bosses
Headset: Stronglight A-9
B.B. Shell: Trek Cast w/Cable Guides
Headlug: Trek One-Piece Cast
Seat Lug: Trek Invest. Cast
Drop-Outs: Trek Cast w/Adjustors
Special Braze-ons: Top Tube Cable Guides,
Top Tube Pump Peg, Triple Water Bottle
Mounts, Front & Rear Rack Mounts.

Chain Hanger, Shift Lever Bosses
Frame Sizes: 19", 21", 22.5", 24", 25.5"
Color: Dark Blue Metallic
COMPONENTS:
Crank: Shimano N600 Forged
Alloy 50/45/28
Derailleurs: Huret Pilot Front, Huret Eco
Duopar Rear
Shift Levers: Huret Ratchet Braze-on

Freewheel: Maillard SH-700
14-28 5-spd. Silver
Chain: Sedis Delta
Brakes: Shimano XT-MC70 Cantilever
w/Hooded Levers
Pedals: SR SP-150 Alloy
Bar: Belleri Engraved Alloy
Stem: SR Royal Alloy
Hubs: Lux-Comp Sealed Helicomatic

Alloy Q/R
Spokes: DT 14G Stainless
Rims: Matrix Titan-T 27" Alloy Hard Anodized
Tires: National Dual-Hardness 27 x 1-1/4"
Seat Post: Sugino SP-KC Forged Alloy
Saddle: San Marco Leather Tour
Extras: Christophe Toe Clips and Straps,
Blackburn Water Bottle Cage w/Bottle,
Blackburn Rear Rack

720

FRAME:

Main Tubes: Reynolds 531C
Double Butted
Fork: Reynolds 531C w/Cantilever
Bosses and Cast Crown
Stays: Reynolds 531C
w/Cantilever Bosses

Headset: Stronglight A-9
B.B. Shell: Trek Invest. Cast w/Cable Guides
Headlug: Tange Invest. Cast
Seat Lug: Trek Invest. Cast
Drop-Outs: Shimano SF-Rear w/Adjustors
Special Braze-ons: Top Tube Cable Guides,
Top Tube Pump Peg, Triple Water Bottle
Bosses, Chain Hanger, Front & Rear Rack
Bosses, Shift Lever Bosses

Frame Sizes: 19", 21", 22.5", 24", 25.5"
Color: Burgundy
COMPONENTS:
Crank: Sugino L-LP Forged Alloy 48/44/28
Derailleurs: Simplex SLJ-522 Front, Huret
Titanium Duopar Rear
Shift Levers: SunTour Bar-con LD 1400
Freewheel: Maillard Helicomatic SH-700
14-28 5-spd. Silver

Chain: Sedis Delta
Brakes: Shimano XT-MC 70 Cantilever
w/Dia Compe Gran Compe Levers
Pedals: SR SP-11 Alloy
Bar: Giro Alloy
Stem: Cinelli 1/1A Alloy
Hubs: Maillard 700 Sealed Helicomatic
Alloy Q/R
Spokes: DT14G Stainless

Rims: Matrix Titan-T 27" Alloy Hard Anodized
Tires: National Panaracer Kevlar Radial
27 x 1-1/4" Dual-Hardness
Seat Post: Sugino SP-KC Forged Alloy
Saddle: Brooks Team Pro
Extras: Christophe Toe Clips & Straps, Two
Blackburn Water Bottle Cages w/Bottles,
Blackburn Rear and Custom Low-rider
Front Racks

Trek bicycles consist of component parts and materials made by Trek or purchased from sources around the world. Changes in customer demand or availability occasionally necessitate temporary or permanent substitution of parts specified. If substitution is made, the new parts will be of comparable or superior quality and performance to those originally specified. Every Trek bicycle is equipped with safety reflectors required by federal law. All specifications are subject to change without notice.

TREK