

1985

SPECIALIZED
BICYCLE CATALOG



OUR TRADITION IS TECHNOLOGY



The new Specialized line of bicycles. Eight models that are the most electrifying production machines on or off the road. Bikes so trick, they're already contemporary classics.

Each and every one demonstrates just how far we've advanced the science of bike building. The soul of our new machines is technology. Technology that's driven our designs far beyond the status quo.

Still, it's ironic that our frames don't look much different than other frames. Until you strip off the paint. Then you see how our geometry changes with frame size. As do tubing gauges. You see how even our mitred joints maintain the molecular integrity of the frame itself.

Our engineering nuances produce a line of production bikes more custom than custom bikes. Something we're recognized for the world over.

We're going to take you beneath the surface of bike frame technology. You'll never look at a bike the same way again.

SPECIALIZED Alloy Channel

Seal Headset, Racing Crankset,

Channel Seal Bottom Bracket, 75 S

Chainrings, Touring Triple Crankset,

Racing and Touring Pedals, Alloy

and Steel Toe Clips and Straps, Toe

Strap End Buttons, Mountain Triple

Crankset, Touring and Racing Sad-

dles, Road and Off-Road Tires, Alloy

Road Handlebars and Stems, Off-


Road Bars, Slingshot Stem, Stage

Racing Sealed Hubs, Quick Release

and Solid Axle Sealed Hubs, Water-

bottle cages, Stainless Steel Stay-

guard, Cables, Saturae Rims.





Allez

Allez SE

Sequoia

Expedition

Team Stumpjumper

Stumpjumper

Stumpjumper Sport

Rockhopper

THE SOUL OF FOUR NEW MACHINES

Beneath the paint you find out the truth about most bikes. Strip away our five lustrous coats of baked enamel and you'll discover beautiful craftsmanship.

We've translated custom techniques to production manufacturing. That means, first of all, we miter every joint perfectly. Allowing our frames to respond as one piece. Shortcuts here account for the dead, unresponsive "feel" you get with other bikes.

We braze our tubes at precisely the correct temperature. Too much heat lowers the quality and characteristics of the metal and causes premature fatigue. Which is what happens with much of the competition.


Our unique, Special Series CrMo tubing offers striking advantages. Unlike anybody else, we specify the gauge of each tube for each frame size. The result: optimum strength-to-weight ratio where it's needed most. Producing bikes with outstanding performance capabilities.

Even the details are given painstaking attention. Such as our lugs—the aesthetically pleasing sleeve that joins our tubes. Much more than ornamentation, each fits like a glove to help build a more unitized frame. One that effectively transmits your energy into motion.

Along with these custom techniques, we devised some ingenious ways to reach new standards in frame technology. Like investment casting—a method more often used with precious metals. By applying it to our own needs, we fashion seat clusters, bottom brackets and fork crowns of uncanny strength, lightness, and accuracy.

All of these design considerations are far easier said than done. Each subtle engineering aspect is rigorously tested in the lab and on the road. Tweaked for higher performance. And tested again. So there's no doubt about our bikes' performance. No question, they're the best production bikes on the road today.





Stumpjumper Lost Wax Lugged Uncrown. Team tested, Lightweight, and sturdy. Built-in resiliency for control over the roughest terrain.

The Expedition's special forged cantilever brake bosses designed by Jim Merz provide confident, controlled braking even in the most adverse conditions.

New Direct Short Chainsstays for faster more efficient hill climbing and a more responsive ride.

The heart of all the pedalling stress. Precision-cast Allez bottom bracket shell using the lost wax method allowing the most exact match to the frame tubes for rigidity and responsiveness.



A L L E Z / A L L E Z S E



A rare thoroughbred. A vehicle that's one serious road-racing machine.

The Specialized Allez is designed for performance-driven purists. And exceeds even your wildest expectations.

There's a unique character to the Allez. A remarkably responsive handling that translates your energy directly into horsepower. From criteriums and stage racing to time trials, the Allez is a true champion.

We've hand-picked the world's finest components. Equipped the Allez with precise investment-cast lugs throughout. And feature 8 different sizes that accommodate racers ranging in height from 5'2" to 6'2"

Equally impressive is the more economical Allez SE. Ready for competition, this bike has no peer when it comes to features per dollar. Besides the racing circuit, the Allez SE gives an award-winning performance in the Warner Brother's major motion picture *American Flyer*.

The Allez family. Bound for glory.

ALLEZ Tange Prestige tubing throughout (custom drawn), Campagnolo dropouts, lost wax bottom bracket shell, lugs, and fork crown. Specialized Components: Alloy Channel Seal headset, Delta S saddle, Racing crankset and Pedals, Sealed bottom bracket, and Stage™ Racing hubs. Also: Saturaе rims, Wheelsmith spokes, and Saturaе tubular tires. ALLEZ SE Special Series Double-butted CrMo tubing throughout, Lost wax fork crown. Specialized Components: Channel Seal headset, Delta saddle, Racing crankset and Pedals, Sealed bottom bracket, Sealed QR hubs, and Turbo/S tires. Also: Saturaе HC-20 rims, and Wheelsmith spokes.





Precision cast, lost wax method, seat lug for the most accurate seat post fit possible. Elegant short point design.

Specially designed lost wax fork crown with "S" logo engraving. Specialized Headset with Channel Seal and precision ground bearing races—dirt and moisture sealed out for smooth long-lasting performance.

Specialized Drive-train—Racing Crankset with Forged Offset Crankarms, Channel Seal Precision Ground Bottom Bracket and Chainrings gear cut from 75 S Aluminum. Sealed Racing Pedals provide comfortable, efficient power transmission.



SEQUOIA / EXPEDITION



Don't let the Sequoia's rack eyelets fool you: This bike is truly a wolf in sheep's clothing.

Quick, responsive, and nimble, the Sequoia has the bloodlines and design subtleties of the sport's finest racing vehicles.

For the weekend warrior, never has there been such a perfect performance touring machine.

As for the Specialized Expedition, beware of imitations. Born for the challenges of the open road, this Specialized bike can take you wherever you want to go. Around the block. Or around the world.

A longer wheelbase and relaxed geometry offer the kind of stability found only on true long distance bikes. When equipped with TriCross tires, the Expedition even holds its own with the all-terrain species.

And it holds everything you need for the long haul. Because we include braze-ons for Blackburn LowRiders and Blackburn rear seat stay rack. Even internal wiring for a Sanyo SVR lightset.

The Sequoia and Expedition. Made for those who are going places.

SEQUOIA Special Series Double-butted CrMo tubing throughout, Shimano forged and chromed drop-outs, Lost wax fork crown. Specialized components: Alloy Channel Seal headset, Lambda S saddle, Touring ST crankset, Racing Pedals, Sealed bottom bracket, Sealed QR hubs, and Touring Turbo tires. Also: Saturae rims, and Wheelsmith spokes. EXPEDITION Special Series Double-butted CrMo tubing throughout, Lost wax fork crown. Specialized components: Channel Seal headset, Lambda saddle, Touring ST crankset and Pedals, Sealed bottom bracket, Sealed QR hubs, and Expedition tires.






Specially designed lost wax fork crown with "S" logo engraving. Specialized Aluminum Channel Seal Headset with precision ground surgical steel bearing races.



The New SunTour Superbe GT rear derailleur handles the Sequoia's wide gear range for fast, responsive changes whether you're performance touring or just on a day ride.




Handlebars and stems are sized according to frame size so your bike is custom fit to you. Small frames have narrow bars and short stems, large frames have wide bars and long stems.



The Touring Triple Crankset with rigid offset forged Crank-arms and 75 S Aluminum Gear Cut Chainrings. Sealed Touring Pedals have a wide platform for comfortable, efficient pedaling.



TEAM STUMPJUMPER / STUMPJUMPER



Welcome to the major leagues. Bike technology doesn't get any more advanced than Team Stumpjumper—our big pink machine.

Begun as a rolling research and development program, the bike has grown to be the vehicle

that was an indomitable force in the Gant Challenge—America's most prestigious off-road race series. Nobody else even came close. Because the athletes who raced under the Team Stumpjumper banner finished 1-2-3 overall.

Now we're proud to add this limited-edition bike to our stable of all terrain power machines. Built for racers only, Team Stumpjumper truly breaks new ground.

As does the cornerstone of our off-road line—the Specialized Stumpjumper. Available in 6 sizes, this bike fits all rough riding enthusiasts. Excepting our own Team Stump, you can't find a better production machine anywhere.

Then again, why bother looking?

STUMPJUMPER Oversize Double-

budded CrMo tubing, Lost wax Uni-

crowns. Specialized Components:

Slingshot stem, Lambda S saddle,

Mountain ST crankset, Sealed bot-

tom bracket, Sealed QR hubs, Tri-

cross tires, Saturae HX28 rims.

TEAM STUMPJUMPER Tange Pres-

tige MTB tubing, Shimano forged

vertical dropouts, Lost wax Lugged

Uni-crown forks. Specialized Com-

ponents: Alloy Channel Seal head-

set, New MTB-3 stem, Lambda S

saddle, Touring ST crankset, Shi-

mano Biopace chainrings, Sealed

Bottom Bracket, Sealed QR hubs,

Tricross tires. Sun-Tour XC rear

brake, Saturae HX-22 rims, and

Wheelsmith spokes.






Stumpjumper Lost Wax lugged Uni-Crown with special series oversize CrMo blades sealed and protected with several coats of paint, including primer, enamel and clear coat.

Accurate seat post fit and precise plug-ins for fastback seat stays is assured with precision cast lost wax Stumpjumper seat lug. Recessed QR seat binder for clean quick saddle adjustment.

The NEW MTB-3 off-road stem, designed exclusively for the Team, features wide S-2 clamp for secure grip of the MIV-X heat-treated aluminum bars. Integral cable hanger is included.

Stopping gets hi-tech on the Team Stumpjumper. SunTour/Cunningham roller cam brakes will stop you fast with less effort than any conventional brake set. New Stumpjumper Direct Short Chainstays (DSC) for faster hill climbing and more responsive handling.



STUMPJUMPER SPORT / ROCKHOPPER



Our Stumpjumper Sport. It continues to be one of the most popular off-road bicycles in history.

This year's model lives up to that remarkable tradition. Everything's been upgraded. Except price.

Besides our new Slingshot Jr. stem and uni-crown fork, you can look forward to the kind of subtle design refinements only found on custom machines.

How do we do it? Pioneering manufacturing techniques account for the Sport's surprising price/performance.

Our new Rockhopper is yet another pleasant surprise. Five years ago this vehicle would have retailed for more than \$750.00. In fact, this all-terrain wonder is as good as or better than the original Stumpjumper.

Better yet, though, is the Rockhopper's price. A price that underlines our commitment to take more and more cyclists off the beaten path.

The Stumpjumper Sport and Rockhopper. Technology not only makes them better. Technology makes them economical, too.

ROCKHOPPER Seamless Straight gauge CrMo tubing throughout TIG welded, forged dropouts, CrMo fork blades and steer tube, TIG weld Uni-crown. Specialized Components: ST-2 Mountain crankset, CB-2 Sealed bottom bracket, Sealed hubs and Crossroad tires. Also, Saturae X-28 rims. STUMPJUMPER SPORT Special series Double-butted CrMo tubing throughout, Lugged Uni-crown. Specialized Components: Channel seal headset, Slingshot Jr. stem, Lambda saddle, Touring ST-2 crankset, CB-2 Sealed bottom bracket, Sealed hubs, and Crossroad tires. Also, Saturae X-28 rims and Wheelsmith spokes.





QR seat post binder for quick height adjustments of the Specialized Black Leather Lambda Saddle.



The new economical Touring ST-2 Crankset and CB-2 Channel Seal Bottom Bracket provide performance and good looks usually reserved for the top-of-the-line model.



Rockhopper equipped with Specialized Sealed hubs for smooth trouble-free performance. Oversize CrMo fork blades provide real strength and resilient control.



FRAME

Sizes

Colors

Dropouts

Frame

Front Fork

COMPONENTS

Headset

 Handlebar
and stem

Brake(s)

Seatpost

Saddle

DRIVETRAIN

Crank Set

Bottom Bracket

Allez™

 48 56
50 58
52 60
54 62cm

Guards Red

Campagnolo 10/10B

 Tange prestige tubing
throughout, with lost
wax BB shell and lugs

 CrMo blades, CrMo
steer tube, lost wax
crown

 Specialized Channel-
Seal Alloy

 Specialized Model I
bars,
Specialized S2 Stem

 Campagnolo Super
Record Short Reach
Recessed (406/1/1A)

 Specialized Delta S in
black nabuk leather

 Campagnolo Nuovo
Super Record
(405/1/1)

 Specialized Racing
52x42T

 Specialized
Sealed

Allez SE

 48 56
50 58
52 60
54 62cm

Metallic Red

 Shimano forged
micro-adjust

 Special series
Double-butted
chromoly tubing
throughout, fully
lugged

 CrMo blades, CrMo
steerer, lost wax crown

Specialized Steel

 Specialized Model-I
bars, width matches
frame size, and
Specialized S-2 stem,
length matches frame
size

 SUNTOUR Superbe,
short reach recessed
nuts, while lined
housing

 Specialized Delta,
black suede

SR CT-P5, Laprade

 Specialized Racing
52x42T

 Specialized
Sealed

Sequoia™

 47 60
51 62
54 65
56 68cm
58

Slate Blue Metallic

 Shimano forged
micro-adjust dropouts
w/chrome faces

 Special series
Double-butted
chromoly tubing
throughout, fully
lugged, chrome right
hand rear chainstay

 CrMo blades, CrMo
steerer, lost wax crown

 Specialized Alloy
Sealed

 Specialized Model-I,
width matches frame
size, Specialized S-2,
length matches frame
size

 SUNTOUR Superbe,
Standard reach,
recessed

 Specialized Lambda
S, black leather

SR CT-P5 Laprade

 Specialized Touring,
50x46x30T

 Specialized
Sealed

Expedition™

 47 60
51 62
54 65
56 68cm
58

Slate Grey Metallic

 Shimano forged
vertical dropouts

 Special series double-
butted chromoly
tubing throughout,
fully lugged

 CrMo blades, CrMo
steerer, lost wax crown

 Specialized Steel
Sealed

 Specialized Model-I
bars, width matches
frame size,
Specialized S-2 stem,
length matches frame
size

 SHIMANO DEORE-XT
cantilevers, SUNTOUR
Superbe-PRO levers
with Cable adjusters,
black lined cable
housing

 Specialized Lambda,
black leather

SR CT-P5, Laprade

 Specialized ST-2
Touring, 48x44x26T

 Specialized
CB-2
Sealed

**Team
Stumpjumper®**

 17 1/2"
19 1/2"
20 1/2"
21 1/2"
22 1/2"

Team Pink

 Shimano forged
vertical dropouts

 Oversize Tange
Prestige tubing,
fully lugged

 Oversize CrMo blades,
CrMo steerer, lost wax
Uni-crown

 Specialized Alloy
Sealed

 Specialized Model-IV
alloy bars
Specialized MTB-3
stem

 SHIMANO DEORE-XT
cantilevers front, black
with black cable
carrier, SunTour XC
rear brakes under
chainstay, Tommaselli
levers

 Specialized Lambda
S, black leather

 SUNTOUR XC, Hard
anodized 300mm long

 Specialized Touring,
48x38x28T SHIMANO
Bia race grey color
chainrings

 Specialized
Sealed

Stumpjumper®

 17 1/2"
19 1/2"
20 1/2"
21 1/2"
22 1/2"

 Dark Blue Metallic
Guards Red

 Shimano forged
vertical dropouts

 Special series
oversize double-
butted CrMo tubing
throughout, fully
lugged w/lost wax lug

 Oversize CrMo blades,
CrMo steerer, lost wax
Uni-crown

 Specialized Alloy
Sealed

 Specialized Model-IV
Alloy Bars
Specialized Slingshot
stem

 SHIMANO DEORE-XT
cantilevers with
oversized cables and
Teflon lined housing
Tommaselli forged
levers

 Specialized Lambda
S, black leather

 SR CT-P5, Laprade
250mm length,
Specialized, recessed
QR seatpost binder

 Specialized Touring,
46x36x26T

 Specialized
Sealed

**Stumpjumper®
Sport**

 17 1/2"
19 1/2"
20 1/2"
21 1/2"
22 1/2"

 Light Blue Metallic,
Black

Forged micro-adjust

 Special series
oversize double-
butted CrMo tubing
throughout, fully
lugged

 Oversize CrMo blades,
CrMo steerer,
Specialized
lugged Uni-crown

 Specialized Steel
Sealed

 Specialized Model-IV
steel w/satellite finish
Specialized Slingshot
Jr. stem

 SHIMANO DEORE-XT
cantilevers with
oversized cables and
Teflon lined housing,
Deore-XT levers

 Specialized Lambda,
black leather

 SR CT-P5, Laprade
250mm length,
Specialized, QR
seatpost binder

 Specialized ST-2
Touring, 46x36x26T

 Specialized
CB-2 Sealed

Rockhopper™

 17 1/2"
19 1/2"
21 1/2"

 Medium Blue
Metallic, Guards Red

Forged

 Oversize special
series straight gauge
CrMo tubing
throughout, TIG weld
construction

 Oversize CrMo blades,
CrMo steerer, TIG
weld Uni-crown

 Specialized Standard
Steel

 Triangulated CrMo TIG
welded one-piece bar/
stem

 SHIMANO BR-AT 50
cantilevers and BL-AT
50 off-road levers

Avocet Touring I

 SR CT-P5 Laprade,
250mm length,
Specialized, DR seat
post binder

 Specialized ST-2
Touring, 46x36x26T

 Specialized
Sealed,
Model CB-2

Notes

 All frames
measured
center to
center.

 All frames have a
protective clear coat

 Frame tubing specially
drawn and tubing
thickness varied
according to frame
size.

 All fork crowns
designed by Jim Merz.

Sized to frames

 Crank arm lengths
sized to frames.

Pedals	Derailleurs	Shifters	Freeswheel	WHEELS Hubs	Rims/Spokes	Tires	ACCESSORIES Specially machined Braze ons	Bottle Cages	Fenders
Specialized Racing toe clips and straps	Campagnolo Super Record (1052/SR + 4001)	Campagnolo Brze-on (1013.5--6)	SUNTOUR New Winner Ultra-6. 13-21	Specialized Stage* Racing Hubs, low flange quick release, 100x126, 36 holes	Saturae HT-520 charcoal hard anodized, 32 hole, 14G Wheelsmith stainless spokes	Saturae SS-260 tubular	Two bottle mounts Chain hanger Pump Peg	One 5.0 Silver	
Specialized Racing toe clips and straps	SUNTOUR New Superbe Pro front/SUNTOUR New Superbe rear	SUNTOUR New Superbe Pro, braze-on type	SUNTOUR New Winner Ultra-6. 13x15x17x19x21x23T	Specialized Sealed, low flange with quick release, 100x126 dishless, 36 hole	Saturae HC-20, super hard anodized, 700C, 36 hole, 14G Wheelsmith stainless spokes	Specialized 700x25C Turbo-S Specialized Presta valve Tubes	Two bottle mounts, Chain Hanger, Pump Peg, all guides and stops	Specialized 5.0, silver	Stainless steel stayguard, SUNTOUR plastic spoke protector
Specialized Racing Specialized toe clips and straps	SUNTOUR Cyclone II front/SUNTOUR Superbe Pro GT rear	SUNTOUR New Superbe, braze-on type	SUNTOUR New Winner Ultra-6. 14x16x18x21x25x30T	Specialized Sealed, low flange with quick release, 100x126 dishless, 36 hole	Saturae C-20, 700c, 36 hole, 14G Wheelsmith stainless spokes	Specialized 700x28C Touring Turbo Specialized Presta valve Tubes	Three bottle mounts, rack mounts, fender mounts, pump peg, chain hanger, all cable guides and stops	Two Specialized 5.0, silver	SUNTOUR plastic spoke protector
Specialized Touring with Specialized toe clips and straps	SUNTOUR Superbe Tech front/SUNTOUR MounTech rear	SUNTOUR Superbe Pro, braze-on type	SUNTOUR New Winner 13x16x19x24x30T	Specialized Sealed, low flange with quick release, 100x126 dishless, 36x40 hole	SUPERCHAMPION Model-58, 700C, 36x40 front/rear hole, 14G Wheelsmith stainless spokes	Specialized 700x35C Expedition Specialized Presta valve Tubes	Three bottle mounts, rack mounts for Blackburn Custom Lowerider front rack seat stay mount rear rack, fender mounts, pump peg, chain hanger	Specialized 6.2, black	Stainless steel stayguard, SUNTOUR plastic spoke protector, internal wiring for Garyo SVR lightset.
SUNTOUR MP1000, silver, Specialized toe clips/straps	SHIMANO Deore-XT front/Supplate rear	SHIMANO Deore-XT Thumbshifters	SHIMANO 600, 14x16x19x22x26T	Specialized Sealed, low flange with QR, 100x126 dishless, 36 hole	Saturae, Model HX-22 26x1.50 with Presta valve hole, hard anodized, 36 holes, 14G Wheelsmith stainless spokes	Specialized 26x1.5, Tri-Cross Specialized Ultralight Presta valve Tubes	One bottle mount, cantilever bosses, chain hanger, all cable guides and stops	One Specialized 6.2, black	SUNTOUR plastic spoke protector Stainless steel stayguard
SUNTOUR XC-2	New SUNTOUR XC front/rear	New SUNTOUR XC Thumbshifters	SUNTOUR New Winner, 13x16x20x24x30T	Specialized Sealed, low flange with quick release, 100x126 dishless, 36 hole	Saturae, Model HX-28 26x1.50 with Presta valve hole, super hard anodized, 36 holes, 14G Wheelsmith stainless spokes	Specialized 26x1.5, Tri-Cross Specialized Ultralight Presta valve Tubes	Two bottle mounts, rear rack mounts, cantilever bosses, fender mounts, chain hanger, all cable guides and stops	Two Specialized 6.2	SUNTOUR plastic spoke protector
SHIMANO SX, silver	SHIMANO Deore-XT front/rear	SHIMANO Deore-XT Thumbshifters	SHIMANO 600, 14x16x20x24x30T	Specialized Sealed, low flange with Track nuts, 100x126 dishless, 36 hole	Saturae, Model X-28, 26x1.50 with Schrader valve hole, silver color, 36 holes, 14G Wheelsmith stainless spokes	Specialized 26x1.5, Crossroads Specialized 26x1.75, Schrader valve Tubes	Two bottle mounts, rear rack mounts, cantilever bosses, fender mounts, all cable guides and stops		SUNTOUR plastic spoke protector, stainless steel stayguard
SHIMANO SX, silver	SUNTOUR AG Tech front, MounTech rear	SUNTOUR MounTech Thumbshifters	SUNTOUR Perfect, 14x16x20x24x30T	Specialized Sealed, low flange with track nuts, 100x126 dishless, 36 holes	Saturae, Model X-28, 26x1.50 with Schrader valve hole, silver color, 36 holes, 14G spokes	Specialized 26x1.5, Crossroads Schrader valve Tubes	Two bottle mounts, rear rack mounts, cantilever bosses, fender mounts, all cable guides and stops		SUNTOUR plastic spoke protector
			All gear ratios computer designed and road tested.				All braze ons specially machined for beauty and strength. Frames include all cable guides and cable stops.		

Due to availability of materials, specifications subject to change without notice.
© 1985 Specialized Bicycle Components



15130 Concord Circle
Morgan Hill, California 95037
Telephone: 408/779-6229