

# RALEIGH

Race-bred sports cycles



# RALEIGH

Raleigh bicycles and framesets lead the world in design and development. Their pedigree comes from our unique experience in International cycle sport, and a product management team of practical cyclists who are involved in every aspect of cycling. Backing them are the most modern production facilities, monitored by unrivalled product test and laboratory methods. This ensures that all products exceed the requirements of National and International standards of integrity and safety, as well as meeting exacting customer requirements.

The result is a product designed for the purpose and equipped to satisfy customers at an affordable price.

For the cyclist who must have the ultimate, we tailor make framesets at Raleigh Ilkeston. These are made to the same precision and exacting standards, whether for our World Cup winning team, for the club cyclist, the tourist or the private individual who wishes to ride the best available.

The enormous experience which we have gained through nearly a century of manufacturing bicycles and more than 90 years of racing them, is distilled into the product ranges made both in the Handbuilt Lightweight division and in Raleigh's main factory in Nottingham.

The 'Lightweight' division manufactures bicycles from the world famous range of Reynolds lightweight tubing and specialises in turning our expertise into sporting bicycles and framesets of outstanding quality, at commercial prices. Whether they be for racing, touring or fun cycling, these are built and equipped to a standard to suit even the most discerning cyclist.


For the everyday cyclist or the younger rider, our main factory follows the same philosophy, providing a wide range of lightweight sports and touring bicycles with high specifications, an excellent size range and a design and construction which genuinely reflects our pre-eminence in the world of cycling.

---

## TOMORROW'S BIKE BUILDERS

Raleigh is the most famous name in bicycles throughout the world. It is our aim to maintain that reputation whilst providing our customers with a wide and high quality product range.

Turning a vision into reality, Raleigh has already embarked on an ambitious investment programme to transform their factories in Nottingham into the most advanced bicycle production unit in the world. The benefits to the customer are already apparent in today's cycles and Raleigh will continue to design new ranges which incorporate the latest technology, the newest materials, creating consumer appeal and ensuring the Company's position as tomorrow's bike builders.




### The Lightweight Unit

All frames are hand made, all wheels hand trued using the latest digital read-out equipment. All models are completely assembled and tested by a single craftsman, proving there is still room in these hi-tech days for patient craftsmanship in the hand building of the very highest quality.



### Priming Plant

Using technology developed by Raleigh engineers and employing lead-free paint resulting in vastly improved rust resistance and years of corrosion-free life in the toughest conditions.



### Paint & Powder Finishes

Automated application of pigmented and metallic coats, plus hand spray booths for unique Raleigh finishes. Raleigh-developed powder painting techniques gives exceptional tough finishes over attractive colours. All frame parts can be painted together for perfect colour matching.

# RALEIGH

## Lightweights

Raleigh's 1985 range of Lightweight racers and framesets provides tremendous choice, with top quality componentry throughout. Guaranteed handbuilt by craftsmen, each cycle has been designed and built for performance and style.





### ROAD ACE-EX 12

The Road Ace is built for the sportsman who wants the latest style in top quality racing componentry. Handbuilt in the Lightweight Unit, the Road Ace features the Shimano 600 EX ensemble and Reynolds 531C tubing throughout.

Polar Blue with Shark Grey shading.

Frame Sizes: 54.5cm (21½")

57cm (22½")

60cm (23½")

◀ 62cm (24½")



Shimano 600 EX Fully detachable chainset

### ◀ TEAM REPLICA I2


The Team Replica is a highly refined professional bicycle in the racing colours used by all Raleigh's professional cycle teams. Handbuilt to the Raleigh/Weinmann Team specification. Raleigh Team Colours.

Frame Sizes: Choice of 5 frame sizes, from 54.5cm to 64.5cm (21½" to 25½").

Available to special order. Please allow at least three months for building.



Selle Italia Turbo Saddle



Simplex 4000C rear derailleur



Weinmann Carrera brakes



Maillard 700 quick release hubs

### COMPETITION I2

A handbuilt competition or club machine, the Competition has been slightly revised for the new season.


The variable geometry frame built throughout from Reynolds 531C tubing includes 'shot-in' backstays amongst its many features, plus a new livery with fully chromed fork. Ambassador Blue.

Frame Sizes: 54.5cm (21½")


57cm (22½")

60cm (23½")

62cm (24½") ▶



Suntour Cyclone II rear derailleur



Shimano 105 rear derailleur



Shimano 105 QR recessed fitting brake calipers

### ▲ TEAM CORSA 12

The Team Corsa is a handbuilt racer featuring Reynolds 501 double butted cromalloy-M tubing set on a variable geometry frame with full Shimano 105 ensemble.

Team Colours:

Frame Sizes: 54.5cm (21½")  
 57cm (22½")  
 60cm (23½")  
 62cm (24½")



### SIROCCO 12


The Sirocco is handbuilt in the Lightweight Unit using Reynolds 501 double butted cromalloy-M main tubes. The specification of the Sirocco makes it one of the best racing bicycles currently available at this level.

Claret.

Frame Sizes: 54.5cm (21½")  
 57cm (22½")  
 60cm (23½")  
 62cm (24½")



Sloping fork crown



Maillard Atom QR hubs





# **RALEIGH**

## **Sports Bikes**

Raleigh's 1985 range of sports bikes is now even more comprehensive. In addition to the Record Sprint, Quasar, Pulsar and Team Cadet featuring Raleigh's unique round-oval-round tubing, three new models have been added to the range. The Equipe, Pursuit and Sprint all feature 74° parallel close clearance frames and narrow section wheels and tyres for lower rolling resistance.

More choice and more unbeatable value.

The 'New Generation' Sports bikes, featured on pages 8 and 9 are built using Raleigh's own unique round-oval-round tubing form in Reynolds 501 chromalloy-M or Raleigh's own 18-23 cycle tubing. This new tube section has its major axis aligned with the vertical plane of the frame improving stiffness and responsiveness whilst retaining the lightness required for speed.

The result is a new frame which is light, strong and highly efficient. But the tubing is only part of the story.

Just look at these features:


- 74° parallel close clearance frames
- Narrow section wheels and tyres for low rolling resistance
- Modern sloping fork crown from Tange
- Brazed on gear levers and front changer
- New style handlebars and concealed brake cables on Quasar and Pulsar

### QUASAR 12

A high performance racer which combines quality components with modern aerodynamic styling—Reynolds 501 cromalloy-M main tubes on the round-oval-round close clearance frame. Lightness and strength in tomorrow's style.

Polar Blue with Shark Grey aero shading.

Frame Sizes: 54cm (21")  
60cm (23½")  
64cm (25")



Alloy platform pedals with toe clips and straps




Shimano Adamas hooded levers with concealed cables



### ◀ RECORD SPRINT 12

It must be the Record Sprint when you want high performance in a modern racing bike. Reynolds 501 cromalloy-M main tubes, aerodynamically styled, top specification componentry. Outstanding style and value. Gloss Black.

Frame Sizes: 54cm (21")  
60cm (23½")  
64cm (25")



Quick-release hubs





### PULSAR 10


A 10 speed aerodynamically styled model with round-oval-round tubing in Raleigh's 18-23 tubing with unique streamline shaded paintwork. Designed with speed and style in mind.

Pearl Silver with Shark Grey 'Streamline' shading.

Frame Sizes: 54cm (21")

60cm (23½")

64cm (25")



Aero water bottle and cage





#### ◀ TEAM CADET 10


A proven racer featuring a close clearance 74° parallel frame in Raleigh racing livery.

Raleigh Team Colours.

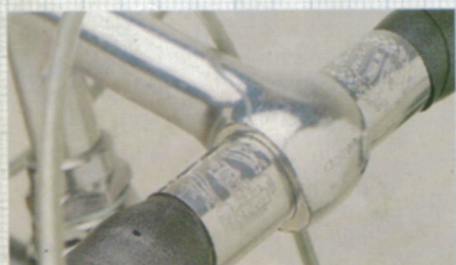
Frame Sizes: 54cm (21")

60cm (23½")

64cm (25")



Brazed-on front derailleurs



Italienne handlebar with engraved alloy sleeve

#### EQUIPE 12

The latest streamline racer, Equipe 12 features a race-bred short wheelbase frame and continental style 700c wheels for extra low rolling resistance.

White with Shark Grey frontal decor

Frame Sizes: 54cm (21")

60cm (23½")

64cm (25")



#### PURSUIT 10 ▶

For class and eye-catching good looks the Pursuit is the answer. A quality 10 speed racer with Raleigh's race bred close clearance frame.


Gloss Black.

Frame Sizes:

54cm (21")

60cm (23½")

64cm (25")



Brazed-on top tube cable guides



## SPRINT 10


A racing machine that lives up to its name. Light, now with a responsive 74° parallel frame and narrow wheels for those who like to move fast.

Ice Blue.

Frame Sizes: 54cm (21")

60cm (23½")

64cm (25")



Huret rear derailleur with spoke protector disc






#### ◀ WINNER 5 & 10

The Winner set a new trendsetting style when it was launched and it is still Raleigh's top selling teenage Racer. The 5 speed model (not illustrated) is fitted with stainless steel mudguards as standard.

Metallic Silver with black highlights.

Frame Sizes:	Five-speed	Ten-speed
	47cm (18½")	50cm (19½")
	50cm (19½")	54cm (21")
	54cm (21")	60cm (23½")
	60cm (23½")	64cm (25")



*Sakae exclusive chainset*

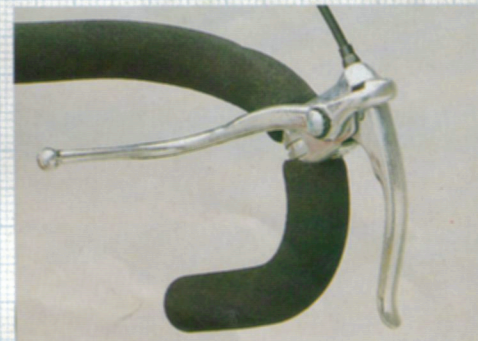


#### ◀ PACER 5

An exciting sports bicycle with foam grips and 5 speed derailleur gear.

Flame Red.

Frame Sizes:	
47cm (18½")	(24" wheels)
50cm (19½")	(26" wheels)
54cm (21")	(27" wheels)
60cm (23½")	(27" wheels)



*Foam grips and brake extension levers*

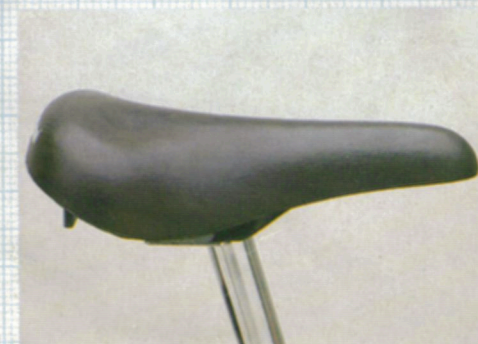


#### ◀ PACER 16/20

A junior model carefully designed to be the perfect first machine for the young sportsman. With Junior brake levers and extensions for extra safety.

Flame Red.

Frame Size:	
42cm (16½")	(20" wheels)



*Padded Junior Sports saddle*

# ***RALEIGH***

## **Touring Bikes**

Raleigh's 1985 range of touring bikes has something for everyone, from the ultimate touring machine, the Classic, to popular commuting bikes. The Alpha Sport and Nova Sport are additions to the range this year. Ideal commuting and leisure bikes, they feature attractive, modern styling and represent excellent value for money.





#### ◀ ROYAL 10

Raleigh's most popular 531 touring bicycle. The Royal is custom designed for long distance touring comfort and performance. A responsive ride and superb value. Magnum Grey with Silver Peak Head.

Frame Sizes: 54cm (21")

57cm (22½")

60cm (23½")

64cm (25")




Fluted alloy seat pin

#### ◀ CLASSIC 15

Arguably the best full 531 touring bike around, the Classic 15 is for the serious cyclist who wants the ultimate in quality and function. If you have any doubts, just check through the impressive specifications and extras on page 20.

Burgundy with Silver Peak Head.

Frame Sizes: 54cm (21")  
57cm (22½")  
60cm (23½")  
64cm (25")



*Jim Blackburn alloy carrier*



#### ▲ RECORD ACE 12

A versatile, high quality, training/touring machine. Handbuilt in the Lightweight Unit using Reynolds 531 tubing throughout.

Fern Green.

Frame Sizes: 54cm (21")  
57cm (22½")  
60cm (23½")  
64cm (25")



*Weinmann 605 alloy QR brakes*

#### CLUBMAN 12 ▶

A quality handbuilt general purpose machine built around Reynolds 531 butted main tubes, 73° parallel frame.

Claret.

Frame Sizes: 54cm (21")  
57cm (22½")  
60cm (23½")  
64cm (25")



*Suntour ARX rear derailleur*



### ◀ WEEKENDER 15


The Weekender is the ideal leisure bicycle. With its fifteen speed Huret Duopar gear, it is happy to cruise along the open road, commute through city centre traffic or climb hills in out-of-the-way places.

Gloss Black with Silver Peak Head.

Frame Sizes: 54cm (21")

60cm (23½")

64cm (25")



Sakae exclusive triple chainset



### ▲ NOVA SPORT 10


New for 1985, the Nova Sport teams stunning good looks with an attractive specification. Perfect for short distance touring, commuting or getting fit—with style.

Pearl Silver with Shark Grey Highlights.

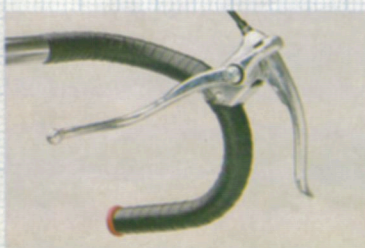
Frame Sizes: 54cm (21")

60cm (23½")

64cm (25")



Huret ratchet gear levers



Alloy brake extension lever

### ▶ ALPHA SPORT 10

A practical 10 speed bicycle with rear carrier, stainless steel mudguards and alloy propstand. Alpha Sport is just right for those everyday local trips and commuting.

Gloss Black.

Frame Sizes: 54cm (21")

60cm (23½")

64cm (25")





## MEDALE 5 & 10

With its distinguished frame finish and hand lined mudguards, the Medale is one of the smartest commuter bikes on the road today. For greater choice the model is available in a 5 speed version or as a 10 speed with lighting set.

Sparkling Champagne with Brown Highlights.

Frame Sizes:

Five Speed    Ten Speed with Lights

54cm (21")    60cm (23½")

60cm (23½")    64cm (25")



*Backstay-mounted dynamo*



# LIGHTWEIGHT RACERS

## SPECIFICATIONS

MODEL	TEAM REPLIC 12	ROAD ACE-EX 12
<b>FRAME SIZES</b>	54.5cm (21½") 57cm (22½") 60cm (23½") 62cm (24½") 64.5cm (25½")	54.5cm (21½") 57cm (22½") 60cm (23½") 62cm (24½")
<b>FRAME MATERIAL</b>	Reynolds 531C with 'Shot-In' Backstays. Gipiemme Forged Ends & Prugnat Lugs.	Reynolds 531 Competition Set with 'Shot-In' Backstays, Gipiemme Forged Ends & Prugnat Lugs.
<b>FRAME ANGLES</b>	Variable Racing Geometry depending on Frame Size.	Variable Racing Geometry Depending on Frame Size.
<b>HEADSET</b>	Edco Competition.	Shimano 600 EX.
<b>FORK</b>	Reynolds 531 Taper Gauge Large Oval with Vitus Arcor Internal Crown & Gipiemme Forged Ends.	Reynolds 531 Taper Gauge Large Oval with Vitus Arcor Internal Crown and Gipiemme Forged Ends.
<b>WHEELS</b>	Rims - Weinmann 904 Alloy. Hubs - Maillard 700 Quick Release. Spokes - Double Butted. Stainless Steel.	Rims - Mavic GP4 Alloy Sprint. Hubs - Shimano 600 EX Small Flange Q.R. Spokes - Double Butted. Stainless Steel.
<b>TYRES</b>	Clement Ritmo Tubular.	Clement Ritmo Tubular.
<b>MUDGUARDS</b>	No clearance.	No clearance.
<b>HANDLEBAR</b>	Cinelli No 63 Alloy Bend. White Tape.	SR Custom Engraved Italienne Alloy Bend. Metallic Grey Cushioned Tape.
<b>STEM</b>	Cinelli 1A.	SR Royal.
<b>BRAKES</b>	Weinmann Carrera, Silver with Weinmann 85 Levers.	Shimano 600 EX Light Alloy and 600 EX Hooded Levers.
<b>DERAILLEUR</b>	Simplex 522 Front and 4000C Rear.	Shimano 600 EX Front & Rear with Side Mounted Direct Fit Levers.
<b>CHAINSET</b>	Edco Competition 52/42T.	Shimano 600 EX Fully Detachable 52/42T.
<b>FREEWHEEL</b>	Maillard Helicomatic 13-14-15-16-18-21T.	Shimano 600 EX Cassette 13-14-15-17-19-21T, Silver.
<b>GEAR RATIOS (INCHES)</b>	42T: 87-81-76-71-63-54 ins. 52T: 108-100-94-88-78-67 ins.	42T: 87-81-76-67-60-54 ins. 52T: 108-100-94-83-74-67 ins.
<b>CHAIN</b>	Sedisport.	Shimano Uniglide, Silver/Black.
<b>PEDALS</b>	Maillard CXC 700D Alloy.	Shimano 600 EX.
<b>SADDLE</b>	Selle Italia Turbo, Black.	ISCA Tornado, Mottled Grey.
<b>SEAT PIN</b>	Simplex SLJ 6164.	Aero Alloy Single Allen Bolt Adjustment.
<b>EXTRAS</b>	Frame Fitting Inflator. Toe Clips & Straps. Wide Angle Reflector Set (to BS6102/2 - Not Fitted) Bottle Cage Mounts.	Frame Fitting Inflator. Shimano 600 EX Toe Clips, plus Straps. Aero Water Bottle & Cage. Wide Angle Reflector Set (to BS6102/2 - Not Fitted).
<b>APPROX WEIGHT</b>	21½ lb (60cm Frame).	22 lb (57cm Frame).
<b>COLOUR</b>	Raleigh/Weinmann Team Colours.	Polar Blue with Shark Grey Shading.

MODEL	COMPETITION 12	TEAM CORSA 12	SIROCCO 12
<b>FRAME SIZES</b>	54.5cm (21½") 57cm (22½") 60cm (23½") 62cm (24½")	54.5cm (21½") 57cm (22½") 60cm (23½") 62cm (24½")	54.5cm (21½") 57cm (22½") 60cm (23½") 62cm (24½")
<b>FRAME MATERIAL</b>	Reynolds 531 Competition Set with 'Shot-In' Backstays, Gipiemme Forged Ends & Prugnat Lugs.	Reynolds 501 Butted Set with Gipiemme Forged Ends & Prugnat Lugs.	Reynolds 501 Butted Main Tubes, 18-23 High Tensile Stays, Gipiemme Forged Ends & Prugnat Lugs.
<b>FRAME ANGLES</b>	Variable Racing Geometry Depending on Frame Size.	Variable Racing Geometry Depending on Frame Size.	Variable Racing Geometry Depending on Frame Size.
<b>HEADSET</b>	Tange New Levin.	Tange CMA60.	Tange CMA60.
<b>FORK</b>	Reynolds 531 Taper Gauge Blades, Internally Brazed Sloping Fork Crown, Gipiemme Forged Ends. Chrome Finish.	Reynolds 501 Taper Gauge Blades, Internally Brazed Sloping Fork Crown, Gipiemme Forged Ends.	Raleigh 18-23 High Tensile Blades, Internally Brazed Sloping Fork Crown, Gipiemme Forged Ends.
<b>WHEELS</b>	Rims - Weinmann High Strength Narrow Section Eyeletted Alloy. Hubs - Maillard Competition Small Flange Alloy Q.R. Spokes - Rustless Double Butted.	Rims - Weinmann High Strength Narrow Section Eyeletted Alloy. Hubs - Shimano 105 Small Flange Alloy, Q.R. Spokes - 14G Rustless	Rims - Weinmann High Strength Narrow Section Eyeletted Alloy. Hubs - Maillard Atom Q.R. Spokes - 14G Rustless
<b>TYRES</b>	700 x 20C Vredestein Racer High Pressure.	700 x 20C Vredestein Racer High Pressure.	700 x 20C Vredestein Racer High Pressure.
<b>MUDGUARDS</b>	No clearance.	No clearance.	No clearance.
<b>HANDLEBAR</b>	SR Custom Engraved Italienne Alloy Bend. Beige Colour Cushioned Tape.	Cinelli Engraved Alloy Bend. Black Suede-Look Tape.	Engraved Italienne Alloy Bend. Black Tape.
<b>STEM</b>	SR Apex Forged Alloy.	SR Custom Light Alloy.	SR Custom Light Alloy.
<b>BRAKES</b>	Weinmann 405 QR, Recessed Fitting Calipers and Hooded Levers.	Shimano 105 QR Recessed Fitting Calipers & Hooded Alloy Levers.	Weinmann 500 QR Calipers with Recessed Fittings. Hooded Alloy Levers.
<b>DERAILLEUR</b>	Suntour Cyclone II Front & Rear with Direct Fit Levers.	Shimano 105 Front and Rear with Direct Fit Levers.	Suntour AR Derailleurs and Lightweight Black Levers.
<b>CHAINSET</b>	Sugino GS Long Arm Alloy Detachable 52/42T.	Shimano 105 Alloy, Fully Detachable 52/42T	Sugino GT Cotterless 5 Pin Detachable 52/42T.
<b>FREEWHEEL</b>	Suntour NW6000 Silver 13-14-15-17-19-21T.	Shimano Cassette, Silver 13-15-17-19-21-24T.	Suntour PN6000 14-15-17-19-21-24T.
<b>GEAR RATIOS (INCHES)</b>	42T: 87-81-76-67-60-54 ins. 52T: 108-100-94-83-74-67 ins.	42T: 87-76-67-60-54-47 ins. 52T: 108-94-83-74-67-59 ins.	42T: 81-76-67-60-54-47 ins. 52T: 100-94-83-75-67-59 ins.
<b>CHAIN</b>	Sedisport Silver/Black.	Sedisport Silver/Black.	Sedisport.
<b>PEDALS</b>	SR SP12 Platform Alloy.	Alloy Quill.	Alloy Quill.
<b>SADDLE</b>	ISCA 407 Beige.	ISCA 406 Black.	ISCA 406 Black.
<b>SEAT PIN</b>	Aero Alloy, Single Allen Bolt Adjustment.	Fluted Alloy, Single Allen Bolt Adjustment.	Alloy Fluted.
<b>EXTRAS</b>	Frame Fitting Inflator. Toe Clips & Straps. Bottle Cage Mounts. Allen key recessed Seat Bolt Wide Angle Reflector Set (to BS6102/2 - Not Fitted)	Frame Fitting Inflator. Toe Clips & Straps. Bottle Cage Mounts. Allen Key Recessed Seat Bolt Wide Angle Reflector Set (to BS6102/2 - Not Fitted)	Frame Fitting Inflator. Toe Clips & Straps. Bottle Cage Mounts. Allen Key Recessed Seat Bolt Wide Angle Reflector Set (to BS6102/2 - Not Fitted)
<b>APPROX WEIGHT</b>	23 lb (57cm Frame).	23½ lb (57cm Frame).	24½ lb (57cm Frame).
<b>COLOUR</b>	Ambassador Blue	Team Colours.	Claret.

# RALEIGH

# SPORTS MODELS

MODEL	RECORD SPRINT 12	QUASAR 12	PULSAR 10
FRAME SIZES	54cm (21") 60cm (23½") 64cm (25")	54cm (21") 60cm (23½") 64cm (25")	54cm (21") 60cm (23½") 64cm (25")
FRAME MATERIAL	Reynolds 501 Double Butted, Aero Main Tubes.	Reynolds 501, Double Butted, Aero Main Tubes.	Raleigh 18-23 High Tensile Aero Tubing.
FRAME ANGLES	74° Parallel	74° Parallel	74° Parallel
HEADSET	Tange MA 60	Tange MA 60	Tange MA 60
FORK	Raleigh 18-23 High Tensile Blades Tange Sloping Crown.	Raleigh 18-23 High Tensile Blades Tange Sloping Crown.	Raleigh 18-23 High Tensile Blades Tange Sloping Crown.
WHEELS	Rims - Weinmann A124, Eyeletted Black. Hubs - Maillard Helicomatic, QR, Black. Spokes - Rustless 14G.	Rims - Weinmann A124, Eyeletted, Black. Hubs - Maillard Atom Helicomatic, QR, Black. Spokes - Rustless 14G.	Rims - 700C Steel. Hubs - Maillard Alloy. Spokes - Rustless.
TYRES	700 x 20C Gumwall.	700 x 20C Gumwall.	700 x 20C Gumwall.
MUDGUARDS	Clearance for Narrow 'Guards only.	Clearance for Narrow 'Guards only.	Clearance for Narrow 'Guards only.
HANDLEBAR	Alloy Italienne Bar, Black imitation suede tape.	Alloy Aero, Black imitation suede tape.	Steel Aero Bar, Black imitation suede tape.
STEM	Light Alloy.	Light Alloy.	Light Alloy.
BRAKES	Weinmann 500. QR Levers, Alloy Gold, with Gold cables.	Weinmann 500. QR Alloy Black, Shimano Adams Levers.	Weinmann 500 Alloy, Shimano Adams Levers.
DERAILLEUR	Shimano 105 rear Derailleur, Huret Club brazed on front Derailleur, Black Aero Levers.	Suntour AR rear Derailleur, Huret Club brazed on front Derailleur, Raleigh Black Aero Levers.	Huret ECO-S rear Derailleur, Huret Club brazed on front Derailleur, Raleigh Aero Levers.
CHAINSET	Alloy Cotterless Cranks and 52/42T Chainrings.	Alloy Cotterless Cranks with Steel 52/42T Chainrings.	Alloy Cotterless Cranks with Steel 52/42T Chainrings.
FREEWHEEL	Maillard Helicomatic Gold. 14-15-17-19-21-24T.	Maillard Helicomatic Silver. 14-15-17-19-21-24T.	Maillard. 14-15-17-20-23-26T.
GEAR RATIOS	42T: 81-76-67-60-54-47 ins. 52T: 100-94-83-74-67-59 ins.	42T: 81-76-67-60-54-47 ins. 52T: 100-94-83-74-67-59 ins.	42T: 81-67-57-49-44 ins. 52T: 100-83-70-61-54 ins.
CHAIN	Sedisport Black/Gold.	Sedisport Black/Silver.	½" x ⅜" Black.
PEDALS	Alloy Quill, Black & BS6102 Reflectors.	Sakae SP 362, Alloy Platform.	Steel & BS6102 Reflectors.
SADDLE	Selle Royal Aero Black.	Selle Royal Aero Black imitation suede.	Selle Royal Aero Silver.
SEAT PIN	Alloy Fluted.	Alloy Fluted.	Chrome Plated Steel.
EXTRAS	Bottle Cage Mounts. Toe Clips & Straps. Wide Angle Reflectors (to BS6102/2).	Toe Clips & Straps. Silver Aero Water Bottle & Cage. Wide Angle Reflectors (to BS6102/2).	Aero Water Bottle & Cage. Wide Angle Reflector Set (to BS6102/2).
APPROX WEIGHT	25½ lb (60cm Frame).	26½ lb (60cm Frame).	27½ lb (60cm Frame).
COLOUR	Gloss Black.	Polar Blue with Shark Grey Aero shading.	Pearl Silver with Shark Grey 'Streamline' shading.

MODEL	TEAM CADET 10	EQUIPE 12	SPRINT 10
FRAME SIZES	54cm (21") 60cm (23½") 64cm (25")	54cm (21") 60cm (23½") 64cm (25")	54cm (21") 60cm (23½") 64cm (25")
FRAME MATERIAL	Raleigh 18-23 High Tensile Aero Tubing.	Raleigh 18-23 High Tensile Steel Tubing.	Raleigh 18-23 High Tensile Steel Tubing.
FRAME ANGLES	74° Parallel	74° Parallel.	74° Parallel.
HEADSET	Tange MA 60.	Steel C.P.	Steel C.P.
FORK	Raleigh 18-23 High Tensile Blades Tange Sloping Crown.	Raleigh 18-23 High Tensile Steel Blades with Shallow Box Crown.	Raleigh 18-23 High Tensile Steel Blades with Shallow Box Crown.
WHEELS	Rims - 700C Steel. Hubs - Maillard Alloy QR. Spokes - 14G Rustless.	Rims - 700C Steel. Hubs - Alloy. Spokes - 14G Rustless.	Rims - 700C Steel. Hubs - Alloy. Spokes - 14G Rustless.
TYRES	700 x 25C Gumwall.	700 x 25C Gumwall.	700 x 25C Gumwall.
MUDGUARDS	Clearance for Narrow 'Guards only.	Clearance for Narrow 'Guards only.	Clearance for Narrow 'Guards only.
HANDLEBAR	Steel Italienne Bar, White Translucent Tape.	Raleigh Italienne Engraved Alloy Bend with Graphite Grey Cushioned Tape.	Steel Italienne, with Slim Foam Black Padding.
STEM	Light Alloy.	Light Alloy.	Light Alloy.
BRAKES	Weinmann 500 Alloy, QR Levers.	Alloy Sidepull with Extension Levers.	Alloy Sidepull with Extension Levers.
DERAILLEUR	Huret ECO-S rear Derailleur, Huret Club brazed on Front Derailleur, Raleigh Aero Levers.	Huret ECO-S Gears.	Huret ECO-S Gear.
CHAINSET	Alloy/Steel 52/42T.	Alloy Cotterless Cranks with Steel 52/42T Chainrings.	Alloy Cotterless Cranks with Steel 52/42T Chainrings.
FREEWHEEL	Maillard 14-17-20-23-26T.	14-15-17-19-21-24T.	14-17-20-23-26T with Spoke Protector Disc.
GEAR RATIOS	42T: 81-67-57-49-44 ins. 52T: 100-83-70-61-54 ins.	42T: 81-76-67-60-54-47 ins. 52T: 100-94-83-74-67-59 ins.	42T: 81-67-57-49-44 ins. 52T: 100-83-70-61-54 ins.
CHAIN	½" x ⅜" Black.	Sedisport ½" x ⅜".	½" x ⅜".
PEDALS	Chrome Plated Steel & BS6102 Reflectors.	Chrome Plated Steel & BS6102 Reflectors.	Chrome Plated Steel & BS6102 Reflectors.
SADDLE	Selle Royal Aero Black.	Selle Royal Aero Metallic Grey.	Padded Sports.
SEAT PIN	Chrome Plated Steel.	Chrome Plated Steel.	Chrome Plated Steel.
EXTRAS	Toe Clips & Straps. Aero Water Bottle & Cage. Wide Angle Reflector Set (to BS6102/2).	Frame Fitting Inflator. Wide Angle Reflector Set (to BS6102/2).	Frame Fitting Inflator. Wide Angle Reflector Set (to BS6102/2).
APPROX WEIGHT	27 lb (60cm Frame).	27 lb (60cm Frame).	28 lb (60cm Frame).
COLOUR	Team Colours.	White with Shark Grey Frontal Decor.	Ice Blue.

## SPORTS MODELS

## TOURERS

MODEL	PURSUIT 10	WINNER 5 & 10	CLASSIC 15	
FRAME SIZES	54cm (21") 60cm (23½") 64cm (25")	<b>Five Speed</b> 47cm (18½") 50cm (19½") 54cm (21") 60cm (23½")	<b>Ten Speed</b> 50cm (19½") 54cm (21") 60cm (23½") 64cm (25")	54cm (21") 57cm (22½") 60cm (23½") 64cm (25")
FRAME MATERIAL	Raleigh 18-23 High Tensile Tubing.	Raleigh 18-23 High Tensile Steel Tubing.	Reynolds 531 Double Butted Main Tubes. Reynolds 531 Taper Gauge Stays. Suntour GS Forged Ends, Haden Royal Sovereign Lugs.	
FRAME ANGLES	74° Parallel.	73° Parallel.	73° Parallel.	
HEADSET	Steel C.P.	Steel C.P.	Tange CMA60.	
FORK	Raleigh 18-23 High Tensile Steel Blades with Shallow Box Crown.	Raleigh 18-23 High Tensile Steel Blades with Shallow Box Crown.	Reynolds 531 Taper Gauge Blades with Forged Vagner Crown & Suntour GS Forged Ends.	
WHEELS	Rims - 700C Steel. Hubs - Alloy. Spokes - 14G Rustless.	<b>47cm</b> Rims - 24 x 1½" Steel. Hubs - Steel Spokes - 14G Rustless	<b>50cm</b> 26 x 1½" Steel Alloy 14G Rustless	<b>Others</b> 27 x 1¼" Steel Alloy 14G Rustless
TYRES	700 x 25c Gumwall.	Raleigh Amberwall to suit Wheel Size on 47cm and 50cm Models. Raleigh Gumwall on 54cm, 60cm and 64cm Models.	Michelin 27" x 1½" Club Tourist.	
MUDGUARDS	Clearance for Narrow Guards only.	Stainless Steel Full Length on 5 Speed only.	Silver Impact Resistant, Wide Section Twin Stays at Front and Rear.	
HANDLEBAR	Steel Italienné with Silver Tape.	Raleigh Italienné Steel Bend, Junior Bar on 47cm model. Deep Foam Black Handlebar Padding.	Engraved Randonneur Bar with Deep Foam Grips.	
STEM	Light Alloy.	Light Alloy.	SR Apex Forged Alloy.	
BRAKES	Alloy Sidepull with Extension Levers.	Alloy Sidepull with Extension Levers. Junior Levers & Extensions on 47cm model.	Weinmann 610/610 Alloy Centrepull with Quick Release Levers.	
DERAILLEUR	Huret Eco-S Gears.	Huret Eco-S Gears.	Huret Titanium Bodied Duopar Rear Derailleur, Huret New Success Front Changer and Alloy Ratchet Levers.	
CHAINSET	Alloy Cotterless Cranks with Steel 52/42T Chainrings.	Exclusive Alloy Cotterless Cranks with Steel Chainrings (52/42T: 10 Spd, 48T: 5 Spd) with Integral Alloy Chaining Guard. 46T Steel Chainwheel & Disc on 47cm 5 Speed.	Sugino PX Forged Alloy, Fully Detachable 50/40/30T Chainwheels.	
FREEWHEEL	14-17-20-23-26T with Spoke Protector Disc.	14-17-20-23-26T with Spoke Protector Disc.	Suntour PT5000 14-17-20-24-28T.	
GEAR RATIOS (INCHES)	42T: 81-67-57-49-44 ins. 52T: 100-83-70-61-54 ins.	5 Speed 47cm 79-65-55-48-42 50cm 89-73-62-54-48 Others 92-76-64-56-50	10 Speed/50cm 42T: 78-64-55-47-42 52T: 96-80-67-59-52	42T: 81-67-57-49-44 52T: 100-83-70-61-54
CHAIN	½" x ¾"	½" x ¾"	Suntour Z Silver.	
PEDALS	Chrome Plated Steel & BS6102 Reflectors.	Chrome Plated Steel & BS6102 Reflectors.	Alloy Quill.	
SADDLE	Selle Royal Aero Black Imitation Suede.	Padded Sports.	Brooks B17S Leather.	
SEAT PIN	Chrome Plated Steel.	Chrome Plated Steel.	SR Alloy with Single Allen Key adjustment.	
EXTRAS	Frame Fitting Inflator. Wide Angle Reflector Set (to BS6102/2).	Frame Fitting Inflator. Wide Angle Reflector Set (to BS6102/2).	Front & Rear Carriers - Jim Blackburn Alloy. Toe Clips & Leather Straps. Frame Fitting Inflator. Bottle Cage Mounts. Wide Angle Reflector Set (to BS6102/2 - Not Fitted).	
APPROX WEIGHT	27½ lb (57cm Frame).	29 lb (60cm 10 Speed Frame).	29½ lb (60cm Frame).	
COLOUR	Gloss Black.	Metallic Silver & Black Flashing.	Burgundy with Silver Peak Head.	

MODEL	PACER 5	PACER 16/20	WEEKENDER 15	
FRAME SIZES	47cm (18½") 50cm (19½") 54cm (21") 60cm (23½")	42cm (16½")	54cm (21") 60cm (23½") 64cm (25")	
FRAME MATERIAL	Raleigh 18-23 High Tensile Steel Tubing.	Raleigh 18-23 High Tensile Steel Tubing.	Raleigh 18-23 High Tensile Steel Tubing.	
FRAME ANGLES	73° Parallel.	73° Parallel.	73° Parallel.	
HEADSET	Steel C.P.	Steel C.P.	Tange MA60.	
FORK	Raleigh 18-23 High Tensile Steel Blades with Shallow Box Crown.	Raleigh 18-23 High Tensile Steel Blades with Sloping Box Crown.	Raleigh 18-23 High Tensile Steel Blades with Shallow Box Crown.	
WHEELS	<b>47cm</b> Rims - 24 x 1½". Hubs - Steel. Spokes - 14G Rustless.	<b>50cm</b> 26 x 1¼" Alloy 14G Rustless.	<b>Others</b> 27 x 1¼" Alloy 14G Rustless.	<b>42cm</b> Rims - 20 x 1½" Hubs - Steel Small Flange. Spokes - 14G Rustless.
TYRES	Raleigh Amberwall to suit wheel size on 47cm and 50cm models. Raleigh Gumwall (27" x 1¼") on 54cm and 60cm models.	Raleigh Amberwall 20" x 1½".	Raleigh 27" x 1¼" Gumwall High Pressure.	
MUDGUARDS	None, sufficient clearance to fit.	None, sufficient clearance to fit.	Silver Impact Resistant Plastic, Narrow Section.	
HANDLEBAR	Raleigh Italienné Alloy Bend, Junior Maes bar on 47cm Model. Slim Foam Grips.	Junior Chrome Plated Steel with Black Slim Foam Grips.	Raleigh Italienné Steel Bend. Black Deep Foam Grips.	
STEM	47cm model - Steel. Others - Light Alloy.	Chrome Plated Steel.	Light Alloy.	
BRAKES	Alloy Sidepull with Extension Levers, Steel Junior Levers and Extensions on 47cm Model.	Steel Sidepull Calipers, Alloy Junior Levers with Extensions.	Weinmann Alloy Sidepull with Extension Levers.	
DERAILLEUR	Huret ECO Gear.	Huret ECO Gear.	Huret Eco Duopar Rear Derailleur, Rival Front Changer. Black Ratchet Levers.	
CHAINSET	Steel Chainwheel & Crank, 46T Oval, 150mm Cranks on 47cm Model, 170mm Cranks on Other Models, with Black Disc.	Steel Chainwheel & Crank 40T with 110mm Oval Cranks & Black Plastic Disc.	Exclusive Alloy Cotterless Cranks, Triple Steel 50/40/30T Chainrings and Integral Alloy Chaining Guard.	
FREEWHEEL	14-17-20-23-26T with Spoke Protector Disc.	14-17-20-23-26T with Spoke Protector Disc.	14-17-20-23-26T.	
GEAR RATIOS (INCHES)	47cm - 78-65-55-48-42 ins. 50cm - 85-70-60-52-46 ins. Others - 88-73-62-54-48 ins.	57-47-40-35-31 ins.	30T: 58-48-41-35-31 ins. 40T: 77-64-54-47-42 ins. 50T: 96-79-68-59-52 ins.	
CHAIN	½" x ¾"	½" x ¾"	½" x ¾"	
PEDALS	Steel Sports & BS6102 Reflectors.	Junior Steel & BS6102 Reflectors.	Chrome Plated Steel & BS6102 Reflectors.	
SADDLE	Padded Sports.	Padded Junior Sports, Black.	Padded Black Imitation Suede.	
SEAT PIN	Chrome Plated Steel.	Chrome Plated Steel.	Chrome Plated Steel.	
EXTRAS	Inflator. Wide Angle Reflector Set (to BS6102/2).	Inflator. Wide Angle Reflector Set (to BS6102/2).	Frame Fitting Inflator. Wide Angle Reflector Set (to BS6102/2).	
APPROX WEIGHT	28 lb (47cm Frame).	25½ lb (42cm Frame).	29½ lb (60cm Frame).	
COLOUR	Flame Red.	Flame Red.	Gloss Black with Silver Peak Head.	

# TOURERS

MODEL	ROYAL 10	RECORD ACE 12	CLUBMAN 12
<b>FRAME SIZES</b>	54cm (21") 57cm (22½") 60cm (23½") 64cm (25")	54cm (21") 57cm (22½") 60cm (23½") 64cm (25")	54cm (21") 57cm (22½") 60cm (23½") 64cm (25")
<b>FRAME MATERIAL</b>	Reynolds 531 Double Butted Main Tubes, Raleigh 18-23 High Tensile Steel Stays, Suntour GS Forged Ends, Haden Olympic Lugs.	Reynolds 531 Double Butted Tubes & Taper Gauge Stays. Suntour GS Forged Ends, Haden Royal Sovereign Lugs.	Reynolds Double Butted 531 Main Tubes. 18-23 High Tensile Stays. Suntour GS Forged Ends & Haden Olympic Lugs.
<b>FRAME ANGLES</b>	73° Parallel.	73° Parallel.	73° Parallel.
<b>HEADSET</b>	Tange CMA60.	Tange CMA60.	Tange CMA60.
<b>FORK</b>	Reynolds 531 Taper Gauge Blades with Forged Vagner Crown & Suntour GS Forged Ends.	Reynolds 531 Taper Gauge Blades with Forged Vagner Crown & Suntour GS Forged Ends.	Raleigh 18-23 High Tensile Blades, Forged Vagner Crown. Suntour GS Ends.
<b>WHEELS</b>	Rims - Weinmann Eyeletted Alloy. Hubs - Maillard Atom Q.R. Spokes - 14G Rustless.	Rims - Weinmann Concave Section Eyeletted Alloy. Hubs - Maillard Competition Q.R. Spokes - Rustless Double Butted.	Rims - Weinmann 27 x 1¼" Eyeletted Alloy. Hubs - Small Flange, Quick Release Alloy. Spokes - 14G Rustless.
<b>TYRES</b>	Michelin 27" x 1¼" Club Tourist.	Michelin 27" x 1¼" Club Tourist.	Raleigh 27" x 1¼" Gumwall High Pressure.
<b>MUDGUARDS</b>	Silver Impact Resistant, Wide Section Twin Stays Front & Rear.	Gold Impact Resistant, Twin Stays at Front and Rear.	Gold Impact Resistant Plastic, Narrow Section.
<b>HANDLEBAR</b>	Engraved Randonneur Bar with Deep Foam Grips.	Engraved Italienne Alloy Bend. Brown Cloth Tape.	Raleigh Italienne Alloy. Black Tape.
<b>STEM</b>	SR Custom Light Alloy.	SR Apex Forged Alloy.	SR Custom Light Alloy.
<b>BRAKES</b>	Weinmann 610/610 Alloy Centrepull with Quick Release Levers.	Weinmann 605 Alloy Side Pull, Quick Release Calipers & Hooded Levers.	Weinmann Centrepull.
<b>DERAILLEUR</b>	Alloy Wide Ratio Rear Derailleur, Front Changer and Alloy Ratchet Levers.	Campagnolo Gran Sport Front & Rear with Clip Fit Down Tube Levers.	Suntour ARX Derailleur with Alloy Power Levers.
<b>CHAINSET</b>	Sugino GT Alloy Cotterless with 50/36T Alloy Chainwheels.	Sugino GS Long Arm, Fully Detachable 52/42T.	Sugino GT Alloy Cotterless with Alloy 50/36T Chainwheels.
<b>FREEWHEEL</b>	Maillard Wide Ratio 14-17-21-26-32T.	Suntour Ultra 6 Silver 14-16-18-21-24-28T.	Suntour Ultra 6 13-14-15-18-21-24T.
<b>GEAR RATIOS (INCHES)</b>	36T: 69-57-46-37-30 ins. 50T: 96-79-64-52-42 ins.	42T: 81-71-63-54-47-41 ins. 52T: 100-88-78-67-59-50 ins.	36T: 75-69-65-54-46-40 ins. 50T: 104-96-90-75-64-56 ins.
<b>CHAIN</b>	Sedisport.	Sedisport Narrow.	Sedisport.
<b>PEDALS</b>	Alloy Quill.	Alloy Quill.	Alloy Quill.
<b>SADDLE</b>	Padded Black Suede.	Padded Brown Suede.	Padded Black Suede.
<b>SEAT PIN</b>	SR Alloy with Single Allen Key Adjustment.	Alloy Micro Adjust.	Light Alloy.
<b>EXTRAS</b>	Chrome Plated Rear Carrier. Toe Clips & Leather Straps. Frame Fitting Inflator. Bottle Cage Mounts. Wide Angle Reflector Set (to BS6102/2 - Not Fitted).	Frame Fitting Inflator. Toe Clips & Leather Straps. Bottle Cage Mounts. Allen Key Recessed Seat Bolt. Wide Angle Reflector Set (to BS6102/2 - Not Fitted).	Frame Fitting Inflator. Toe Clips & Leather Straps. Bottle Cage Mounts. Wide Angle Reflector Set (to BS6102/2 - Not Fitted).
<b>APPROX WEIGHT</b>	29 lb (60cm Frame).	25½ lb (57cm Frame).	27½ lb (60cm Frame).
<b>COLOUR</b>	Magnum Grey with Silver Peak Head.	Fern Green.	Claret.

MODEL	NOVA SPORT 10	MEDALE 5 & 10 TDL	ALPHA SPORT 10
<b>FRAME SIZES</b>	54cm (21") 60cm (23½") 64cm (25")	<b>5 Speed</b> 54cm (21") 60cm (23½") <b>10 Speed TDL</b> 60cm (23½") 64cm (25")	54cm (21") 60cm (23½") 64cm (25")
<b>FRAME MATERIAL</b>	Raleigh 18-23 High Tensile Steel Tubing.	Raleigh 18-23 High Tensile Steel Tubing.	Raleigh 18-23 High Tensile Steel Tubing.
<b>FRAME ANGLES</b>	73° Parallel.	73° Parallel.	73° Parallel.
<b>HEADSET</b>	Steel C.P.	Steel C.P.	Steel C.P.
<b>FORK</b>	Raleigh 18-23 High Tensile Steel Blades with Shallow Box Crown.	Raleigh 18-23 High Tensile Blades with Shallow Box Crown.	Raleigh 18-23 High Tensile Steel Blades with Shallow Box Crown.
<b>WHEELS</b>	Rims - 27 x 1¼" Chrome Plated Steel. Hubs - Small Flange Alloy. Spokes - 14G Rustless.	Rims - 27 x 1¼" Chrome Plated Steel. Hubs - Small Flange Alloy. Spokes - 14G Rustless.	Rims - 27 x 1¼" Chrome Plated Steel. Hubs - Small Flange Alloy. Spokes - 14G Rustless.
<b>TYRES</b>	Raleigh Gumwall 27" x 1¼".	Raleigh Gumwall 27" x 1¼".	Raleigh Gumwall 27" x 1¼".
<b>MUDGUARDS</b>	Silver Impact Resistant Plastic with Grey Centre Stripe.	Enamelled Full Length with Brown Hand Lining.	Stainless Steel.
<b>HANDLEBAR</b>	Raleigh Italienne Alloy Bend. Black Cushioned Tape.	Raleigh Italienne Alloy Bend. Brown Imitation Suede Tape.	Raleigh Steel Italienne Bend. Black Plastic Tape.
<b>STEM</b>	Light Alloy.	Light Alloy.	Light Alloy.
<b>BRAKES</b>	Alloy Sidepull with Extension Levers.	Alloy Sidepull with Extension Levers and Brown Cables.	Alloy Sidepull with Extension Levers.
<b>DERAILLEUR</b>	Huret ECO-S Gear with Black Ratchet Down Tube Levers.	Huret ECO-S Gear.	Huret ECO Gear.
<b>CHAINSET</b>	Exclusive Alloy Cotterless Cranks with Steel 52/42T Chainrings and Integral Alloy Chaining Guard.	Exclusive Alloy Cotterless Crank with Steel 52/42T Chainrings and Integral Alloy Chaining Guard. 46T Steel Chainwheel & Disc on 5 Speed.	Alloy Cotterless Cranks with Steel 50/40T Chainrings and Integral Chaining Guard.
<b>FREEWHEEL</b>	14-16-21-24-28T with Spoke Protector Disc.	14-16-21-24-28T with Spoke Protector Disc.	14-16-21-24-28T with Spoke Protector Disc.
<b>GEAR RATIOS (INCHES)</b>	42T: 81-78-54-47-41 ins. 52T: 100-88-67-59-50 ins.	<b>5 Speed:</b> 79-69-53-46-39 ins <b>10 Speed:</b> 42T: 81-78-54-47-41 ins 52T: 100-88-67-59-50 ins	40T: 77-68-51-45-39 ins. 50T: 96-84-64-56-48 ins.
<b>CHAIN</b>	½" x ¾".	½" x ¾".	½" x ¾".
<b>PEDALS</b>	Chrome Plated Steel with Reflectors.	Chrome Plated Steel with Reflectors.	Steel Sports with Reflectors.
<b>SADDLE</b>	Gents Padded Anatomic.	Padded Brown Imitation Suede.	Padded Sports.
<b>SEAT PIN</b>	Chrome Plated Steel.	Chrome Plated Steel.	Chrome Plated Steel.
<b>EXTRAS</b>	Chrome Plated Rear Carrier with Luggage Strap. Frame Fitting Inflator. Alloy Propstand. Wide Angle Reflector Set (to BS6102/2).	Chrome Plated Rear Carrier with Luggage Strap. Tyre Driven Lighting - 10 Speed models only. Frame Fitting Inflator. Alloy Propstand. Wide Angle Reflector Set (to BS6102/2).	Chrome Plated Rear Carrier. Alloy Propstand. Frame Fitting Inflator. Wide Angle Reflector Set (to BS6102/2).
<b>APPROX WEIGHT</b>	31½ lb (60cm Frame).	31½ lb (60cm 10 Speed Model with Lights).	32 lb (60cm Frame).
<b>COLOUR</b>	Pearl Silver with Shark Grey Flashing.	Sparkling Champagne with Chocolate Brown Flashing.	Gloss Black.

# RALEIGH

## OFF THE PEG FRAMESETS

The Raleigh Gran Course and Gran Tour framesets are craftsman-built and finished to the highest standards in the Lightweight Unit in Nottingham. Each stage of manufacture is performed with the utmost care and attention to detail with the emphasis strongly on hand-built precision.

Raleigh framesets are treated to a five coat finish consisting of a special phosphate coating to ensure excellent paint adhesion, a primer coat followed by a base coat, then the colour and finally a varnish to give a deep lustrous and lasting finish.

These 'Off-the-peg' frames offer the enthusiast a high quality product and a first class base on which to build his own specialised equipment.



### GRAN COURSE

Built in TI Reynolds 531 Competition set with variable geometry shot-in backstays. Tange New Levin headset. Internally brazed sloping fork crown with Campagnolo forged ends and chrome-plated bearing surfaces. Available in Shaded Blue finish or Team colours.

Frame Sizes: 54.5 cm (21½")  
57 cm (22½")  
60 cm (23½")  
62 cm (24½")



### GRAN TOUR

73° parallel frame in TI Reynolds 531 tubing. Tange CMA 60 headset. Vagner fork crown. Suntour forged ends. Frame and fork in Gloss Black with 10" chrome ends. Frame Sizes: 54 cm (21")

57 cm (22½")  
60 cm (23½")  
64 cm (24½")

### Choosing the right size of bicycle

For comfort, performance and safety, it's important that your bicycle is just the right size to suit you. Check with this table for your ideal size.

Height (Within 3 in)	Ideal Frame Size	Probable Inside Leg
6 ft 2 in	64 cm (25 in)	33-36 in
6 ft 1 in	62 cm (24½ in)	33-36 in
6 ft	60 cm (23½ in)	32-35 in
5 ft 8 in	57 cm (22½ in)	30-33 in
5 ft 6 in	54.5 cm (21½ in)	29-32 in
5 ft 6 in	54 cm (21 in)	29-32 in
5 ft 4 in	51 cm (20 in)	28-31 in
5 ft 2 in	50 cm (19½ in)	27-30 in
5 ft 1 in	47 cm (18½ in)	26-29 in
4 ft 6 in	42 cm (16½ in)	22-25 in

The nominal frame size is the measurement from the top of the seat tube (where the saddle fits into the frame) down to the centre of the bottom bracket axle (the axle which carries the pedal cranks).

# RALEIGH

## CUSTOM-BUILT FRAMESETS

In addition to the range of standard framesets shown on the opposite page, Raleigh also offer a full custom building service through its Specialist Bicycle Development Unit where all the frames for the TI Raleigh-Weinmann (UK) and Panasonic-Raleigh (Europe) professional racing teams are produced.

The range of models offered provides a complete coverage for the sporting cyclist, from professional classics to touring, from cyclo-cross to indoor track.

All frames are individually hand-built to order and the size and colour availability has been extended on all models, whilst there are even more brazed-on fittings options.

Illustrated here are representative frame types and colour finishes. Full details of all custom-built framesets are available from:-

The Specialist Bicycle Development Unit  
TI Raleigh Limited  
Digby Street, Ilkeston, Derbys.



Reynolds 753 Team Road. Team Colours.



\*Reynolds 531C Road—in Hot Red.



Reynolds 531 Pro Super—Oyster and Semi-Chrome.



Reynolds 531C Track—Blue.



Reynolds 531 Pro Super—All Chrome finish combined with Team Colours.

# THE RALEIGH-WEINMANN PROFESSIONAL RACING TEAM



**Phil Bayton** Age 33  
In 1984 he enjoyed one of his best seasons with three wins, four seconds and six thirds despite riding as a solo sponsored rider. Joining Raleigh again after a ten year break, Phil will be a potent member of the '85 Team.  
**Manager's Comment** - "He is the most aggressive and determined rider in the U.K. - the type that is the backbone of any team."

**Mark Walsham** Age 21  
The Team's youngest rider, known for his courage and speed, has already won two major amateur classics - the Manx International and the Pernod International. He had ten other wins and a string of placings and represented Britain in the 1984 Milk Race and in Japan, Trinidad and Luxembourg.  
**Manager's Comment** - "He has a good sprint finish and is very tough. This first season as a Pro will bring out his talents."

**John Wainwright** Age 22  
Starting his third season with Raleigh, John won the Penn Two Day Race and the Duffield Gran Prix during 1984, and has been a first class support rider for Elliott and Jones.  
**Manager's Comment** - "He has done very well for a young professional and he is certain to really emerge in his own right in 1985."

**Malcolm Elliott** Age 23  
At the end of his first season with Raleigh, Malcolm is recognised as the best professional in the country. He had ten wins including the Sealink International and the British Circuit Championship. He was third in the British Road Championship and second in the Kellogg's Series.  
**Manager's Comment** - "A very fast finisher and tactically strong. Without doubt, the most talented professional rider in the U.K."

**David Lloyd** Age 34  
In the past four years, he has ridden in 192 time trials and won 186, to become the country's top short distance man and collect a string of records. Dave still holds the prestigious 50 mile record which he set in 1973 and will be looking to break that in 1985.  
**Manager's Comment** - "He is very, very fast. He has enthusiasm and determination combined with maturity and experience."

**George Shaw**  
**Team Manager**  
Has managed teams throughout the continent and guided many of Britain's top amateur riders into a professional career.  
"I think we will have the best team ever in 1985. It took a lot of putting together but I am confident that we have a winning combination."


(Inset)  
**Steve Jones** Age 26  
Beginning a second season with Raleigh-Weinmann, he had five wins in 1984 which included a stage in the Sealink International and the Anglia T.V. Series stage at Milton Keynes. A former British Junior 25 mile Champion and twice winner of the Barracchi Trophy in Italy.  
**Manager's Comment** - "Very experienced, deceptively fast and a strong individualist."

The Raleigh-Weinmann Team bike specification is - Framesets built from Reynolds 753 tubing; Weinmann Carrera 400 brakes; Carrera rims; Simplex 4000/422 Derailleurs, seat pillar and fork ends; Maillard 700 series hubs and freewheels; CXC 700 pedals; Selle Italia Turbo saddles; Sedisport chains; Clement/Pirelli tyres; Edco chainsets and headsets.

Granada 2.3 GL is by Cowie Contract Hire.

Clothing is by Santini. Replica Team clothing is available from your local Raleigh dealer.

This catalogue is one of a set of 6 available free from your Raleigh dealer.



All the bicycles shown in this catalogue are available from your RALEIGH DEALER -

Our policy of continual improvement means that product specification and appearance may be changed while this catalogue is still in use.

 **RALEIGH**

TI RALEIGH LTD,  
NOTTINGHAM, ENGLAND