


1 9 8 4

BICYCLE SPECIFICATIONS



NEW MODELS FOR '84



Stumpjumper® Sport XT—Designed to bridge the gap between the Stumpjumper Sport and the Stumpjumper®, the Sport XT is a special version of the world's best selling all-terrain bicycle featuring Shimano Deore XT Derailleurs, shift levers, and brakes. Also comes with the new Specialized Channel Sealed™ Bottom Bracket and Saturae™ Rims. This stunning new bicycle is beautifully finished in lustrous black with a protective clear coat.

Stumpjumper® SC—Engineered for the ultimate in all-terrain performance. The SC goes beyond the original

Stumpjumper and incorporates the most advanced components from all over the globe. Featuring the new Specialized Touring crank arms with black anodized Shimano Biopace Chainrings and the Specialized Channel Sealed Bottom Bracket. Also featuring the Shimano Deore XT System, and Saturae HX-28 Charcoal Hard Anodized rims. The frame is immaculately hand finished and the attention to detail is immediately apparent. This makes the SC a limited production model.



Allez® SE—Designed for the serious cyclist and ready to race the Allez SE features a collection of the finest racing components from France, Italy, Japan, and the United States. Featuring the new Specialized Racing™ Crankset, Channel Sealed Bottom Bracket, Sealed Racing Pedals and the current line of Specialized sealed components. The knowledge gained from years of racing successes with the Allez are incorporated into the design of the Allez SE to make it a no compromise racing bike at an incredible value. The SE will appeal to sport riders, racers, and especially triathletes.



New Frame Sizing For All Stumpjumper Models

To more precisely tailor the fit of the frame to the rider, we have changed the sizing to: 17½", 19½", 20½", 21½", 22½", 24". Without increasing the number of sizes we have provided sizing in one inch increments from 19½ to 22½. The geometry has been modified based on Jim Merz's extensive testing. The results of this research are incorporated into the frame geometry of the '84 Stumpjumper line. The only bike available in 24" frame size is the Stumpjumper.

New 16½" Stumpjumper Sport with 24" Wheels

Designed to match the requirements of the small rider without compromise. The 24" wheels allow for correct geometry with a proportional bottom bracket height and a level top tube to ground height of 27½". This new size features the same high quality components as the standard size Sport and uses the new 24 x 1.5 TRI CROSS™ tires.

UPGRADED MODELS FOR '84

STUMPJUMPER[®] SPORT

The best selling all-terrain bicycle in the world in '83 is even better for '84 including:

- New richer metallic colors—silver & blue.
- New CROSSROADS tire.
- Specially designed oversize brake cables with teflon lined housing.
- Two bottle braze-on mounts.
- Extra-Long SR Laprade seat post—250mm.
- Shimano SX Pedals—full support, platform.
- Saturae X-28 Silver Anodized rims.

STUMPJUMPER[®]

We have further refined the Stumpjumper's Specifications for '84 including these new features:

- Specialized Channel Sealed Bottom Bracket.
- Saturae HX-28 Charcoal Hard-Anodized Rims.
- Extra-Long SR Laprade seat post—250mm.
- SunTour Mountech Derailleurs.

SEQUOIA[®]

The '84 Sequoia has been complemented by:

- New Color—Slate Metallic Blue.
- SunTour Superbe Pro Brakes with anatomic lever hoods.
- SunTour Superbe Pro Braze-on Shift levers.
- SunTour Cyclone Mark II GT Derailleurs.

EXPEDITION[®]

A road-ready long distance touring bike that rides like a sport bike—stable and responsive, the '84 model features:

- SunTour Mountech derailleurs.
- SunTour Superbe Pro braze-on Shift levers.
- SunTour Superbe Pro Brakes with anatomic lever hoods.
- Pump peg braze-on.


ALLEZ[®]



The refinements made for '84 make the Allez an up-to-date World Class Racing Machine:

- Investment cast bottom bracket shell.
- Campagnolo 1010B dropouts.
- Saturae charcoal hard anodized HT-S20 tubular rims.
- Saturae SS-260 tubular tires.
- SunTour New Winner Ultra-7 freewheel.

The Allez Track frame is available in limited quantities.

The Allez Road is available as a frameset.








SPECIFICATIONS*


	Allez	Allez SE	Sequoia	Expedition	Stumpjumper Sport	Stumpjumper Sport XT
Suggested Retail**	\$1349.	\$799.	\$749.	\$699.	\$535.	\$599.
FRAME						
Sizes	48, 50, 52, 54, 56, 58, 60, 62cm	51, 54, 56, 58, 60, 62cm	47, 51, 54, 56, 58, 60, 62, 65, 68cm	47, 51, 54, 56, 58, 60, 62, 65, 68cm	16 $\frac{1}{2}$, 17 $\frac{1}{2}$, 19 $\frac{1}{2}$, 20 $\frac{1}{2}$, 21 $\frac{1}{2}$, 22 $\frac{1}{2}$ "	17 $\frac{1}{2}$, 19 $\frac{1}{2}$, 20 $\frac{1}{2}$, 21 $\frac{1}{2}$, 22 $\frac{1}{2}$ "
Colors	Allez Red	Allez Red	Slate Blue Metallic	Slate Grey Metallic	Silver Metallic Blue Metallic	Black
Dropouts	Campagnolo 1010B	Shimano Forged Microadjust	Shimano Forged Microadjust Chromed with eyelets	Shimano Forged Vertical with eyelets	Forged Microadjust	Forged Microadjust
Tubing	Special Series Racing Double Butted CrMo throughout with investment cast BB shell	Special Series Racing Double Butted CrMo throughout	Special Series Racing Double Butted CrMo throughout	Special Series Touring Double Butted CrMo throughout	Special Series CrMo Oversized throughout	Special Series CrMo Oversized throughout
Fork	Investment Cast Crown, CrMo Blades CrMo Steer Tube	Investment Cast CrMo Blades, CrMo Steer Tube	Investment Cast CrMo Blades, CrMo Steer Tube	Investment Cast Crown, CrMo Blades, CrMo Steer Tube	Cast Crown, CrMo blades, CrMo Steer Tube	Cast Crown, CrMo blades, CrMo Steer Tube
COMPONENTS						
Headset	Specialized Channel-Seal Alloy	Specialized Steel	Specialized Channel-Seal Alloy	Specialized Channel-Seal Steel	Specialized Channel-Seal Steel	Specialized Channel-Seal Steel
Bar/Stem	Specialized Model I Specialized S2 Stem	Specialized Model I Specialized S2 Stem	Specialized Model I Specialized S2 Stem	Specialized Model I Specialized S2 Stem	Triangulated CrMo TIG Welded	Triangulated CrMo TIG Welded
Brakes	Campagnolo Super Record Short Reach Recessed (4061/1A)	New SunTour Superbe Pro Short Reach Recessed with anatomic lever Hoods	New SunTour Superbe Pro with Anatomic lever Hoods	Shimano Deore XT Cantilevers New SunTour Superbe Levers with adjusters and anatomic hoods	Shimano Deore XT Cantilevers with oversized cables and Teflon lined housing	Shimano Deore XT Cantilevers with oversized cables and Teflon lined housing
Saddle	Avocet RS	Sella Italia	Avocet Touring II	Sella Italia	Avocet Touring I	Avocet Touring I
Seatpost	Campagnolo Nuovo Super Record (4051/1)	SR Laprade	SR Laprade, Black Anodized Flutes	SR Laprade, Black anodized flutes	SR Laprade-250mm, Black anodized flutes, QR Seatpost binder	SR Laprade-250mm, Black anodized flutes, QR Seatpost binder
DRIVETRAIN						
Crank Set	Campagnolo Super Record 42-52 (1049/A)	Specialized Racing 42-52	Sugino AT Triple 30-46-50	Sugino AT 28-44-48	Takagi XT Triple 26-36-46	Takagi XT Triple 26-36-46
Bottom Bracket	Campagnolo Nuovo Record (1046/A)	Specialized Channel Sealed	Suntour Sealed	Suntour Sealed	Sealed cups	Specialized Channel Sealed
Pedals	Campagnolo Super leggeri (1037/A) Specialized Toe Clips/Straps	Specialized Sealed Racing Specialized Toe Clips/Straps	Suntour Superbe Specialized Toe Clips/Straps	MKS Sylvan Specialized Toe Clips/Toe Straps	Shimano SX	Shimano SX
Derailleurs	Campagnolo Super Record (1052/SR+4001)	New SunTour Superbe Front/Rear	SunTour Cyclone GT II Front/Rear	SunTour Mountech Front/Rear	SunTour Mountech Front, SunTour Mountech Rear	Shimano Deore XT Front/Rear
Shift Levers	Campagnolo Braze-on (1013/5-/6)	New SunTour Superbe Pro Braze-on	New SunTour Superbe Pro Braze-on	New SunTour Superbe Pro Braze-on	SunTour Thumb shifters	Shimano Deore XT
Freewheel	SunTour New Winner Ultra-7 13-14-15-16-17-19-21	SunTour New Winner Ultra-6 13-15-17-19-21-23	SunTour New Winner Ultra-6 14-16-18-21-25-30	SunTour New Winner Ultra-6 13-15-17-20-24-30	SunTour Perfect 14-16-20-24-30	SunTour New Winner 13-16-20-24-30
WHEELS						
Hubs	Campagnolo Record, 6 speed-32° (1034-6-32)	Specialized Sealed Dishless-32°	Specialized Sealed Dishless-36°	Specialized Sealed Dishless 36°/40°	Specialized Sealed Dishless Solid Axle-36°	Specialized Sealed Dishless Solid Axle-36°
Rims	Saturae HT-S20 Charcoal Hard Anodized	Saturae HT-C21 Charcoal Hard Anodized	Mavic Module E2-700c	Super Champion #58 700c	Saturae X-28, 26x1.5	Saturae X-28, 26x1.5
Tires	Saturae SS-260 tubular	Saturae SX-300 Tubular	Touring Turbo 700x28c Presta Ultra-Light 700x28c Tubes	Expedition 700x35c Presta 700x35c Tubes	Crossroads 26x1.5 Schrader tubes	Crossroads 26x1.5 Schrader tubes
ACCESSORIES						
Specialty Machined Braze-ons	2 Bottle Mounts Chain Hanger Pump Peg	2 Bottle Mounts Chain Hanger Pump Peg	3 Bottle Mounts Chain Hanger Rear Rack Mount	3 Bottle Mounts Front Low-Rider Rack Mounts Rear Rack Mounts Pump Peg Chain Hanger Fender Mounts	2 Bottle Mounts Rear Rack Mounts Cantilever Bosses Fender Mounts	2 Bottle Mounts Rear Rack Mounts Cantilever Bosses Fender Mounts
Bottle Cages	One 5.0 Silver	One 5.0 Silver	One 5.0 Silver	One Heavy Duty 6.2 Black		One Heavy Duty 6.2 Black
Notes		Stainless Steel Stayguard	Chromed Chainstay	Internal wiring for Sanyo SVR generator Stainless Steel Stayguard	Stainless Steel Stayguard. 16 $\frac{1}{2}$ " Model Only Available in 24" Wheel Version/New for '84	Stainless Steel Stayguard

*Due to limited availability of hand finished components, specifications subject to change without notice.


**Prices do not include freight, handling or assembly.

Stumpjumper	Stumpjumper SC	Notes
\$799.	\$899.	
17½, 19½, 20½, 21½, 22½, 24"	19½, 20½, 21½, 22½	All frames measured center to center.
Deep Blue, Charcoal	Slate Blue Metallic	All frames have a protective clear coat.
Shimano Forged vertical chromed with eyelets	Shimano Forged vertical chromed with eyelets	
Special Series Oversized Double Butted CrMo throughout	Special Series Oversized Double Butted CrMo throughout	Frame tubing specially drawn and tubing butt thickness varied according to frame size.
Investment Cast Crown, CrMo Steer Tube, CrMo blades	Investment Cast Crown, CrMo Steer Tube, CrMo blades	Stumpjumper steer tubes have reinforcement sleeve. All fork crowns designed by Jim Merz.
Specialized Channel-Seal Alloy	Specialized Channel-Seal Alloy-Black Anodized	
Slingshot Stem Model IV-X Alloy Heat Treated Bars	Slingshot Stem-Black Anodized, Model IV-X Alloy Heat Treated Bars	Sized to frames.
Shimano Deore XT Cantilevers Tommaselli Levers, Oversized cables and teflon lined housing	Shimano Deore XT-Black Anodized Cantilevers Tommaselli Levers, Oversized cables and teflon lined housing	
Avocet Touring II	Avocet Touring II	
SR Laprade-250mm, Painted Flutes to match, Recessed QR Binder bolt	SR Laprade-250mm, Flutes, Anodized Black, Recessed QR Binder bolt	
Sugino AT Triple 26-36-46	Specialized Touring Crankarm with Black Anodized Shimano Biopace Chainrings 28-38-48	Crank arm lengths sized to frames.
Specialized Channel Sealed	Specialized Channel Sealed	
SunTour XC-2	Shimano DX	
SunTour Mountech Front/Rear	Shimano Deore XT Front, Shimano Deore XT Rear	
SunTour Thumb-shifters	Shimano Deore XT	
SunTour New Winner 13-16-20-24-30	Shimano XT 14-16-20-24-30	All gear ratios computer designed and road tested.
Specialized Sealed Dishless Solid Axle-36°	Specialized Sealed Dishless Solid Axle-36°	
Saturae HX-28, 26x1.5 Charcoal Hard Anodized	Saturae HX-28 26x1.5 Charcoal Hard Anodized	
Tri-Cross 26x1.5 Presta Ultralight Tubes	Tri-Cross 26x1.5 Presta Ultralight Tubes	
2 Bottle Mounts Rear Rack Mounts Cantilever bosses Fender Mounts Chain Hanger	2 Bottle Mounts Rear Rack Mounts Cantilever bosses Fender Mounts Chain Hanger	All braze-ons specially machined for beauty and strength. Frames include all cable guides and cable stops.
2 Heavy Duty 6.2 Black	2 Heavy Duty 6.2 Slate Blue Metallic	Bikes with cages include large capacity bottles except the Allez's which come with Team bottles.
Stainless Steel Stayguard	Chromed Chainstay	






Sleek and rigid, this beautiful Racing Crankset is sculpted using today's most advanced cold forging technology.




Recessed profile and offset crankarm form a rigid, aerodynamic teardrop shape providing added ankle clearance and shorter, bottom bracket spindle.




The Specialized Channel-Seal Bottom Bracket uses a similar O-ring as our headset, combining the advantages of both contact and labyrinth seals.



Incorporating both our high performance raised center ridge and gripping TRICROSS lugs, the CROSSROADS tire is the unbeatable multi-purpose fat tire.



Designed for ideal foot comfort, the Touring Pedal incorporates a wide platform support suited for both cycling or street shoes.



The Racing Model is designed for both road and track competition, providing secure footage and excellent ground clearance.

