

RALEIGH

lightweight bicycles



ere · Listen
LB
SKOL
AGER
M

Racing demands the ultimate from man and machine. Raleigh racing bicycles have been refined over the years to their present state of perfection. Several Raleigh models, of course, are painstakingly handcrafted to the most exacting standards. These machines are admired by competition cyclists all over the world. But Raleigh also makes many other 10-speed racing and touring models, all of which owe something to the "Pros." Because what we've learned about making fine bicycles for the world's toughest race courses has gone into improving the design and manufacture of every Raleigh, right down the line.




ROY SCHUITEN 1974 WORLD PROFESSIONAL PURSUIT CHAMPION

Raleigh Team Professional Model DL185

Very few products in the world are built to standards as exacting as those used for handcrafting the bicycle that is a duplicate of that used by the Raleigh Professional Racing Team. The frame, entirely of Reynolds 531 butted tubing, is fitted with the latest super light titanium CAMPAGNOLO COMPONENTS to create a racing machine that has no superiors.

DL185 - 24½" 23½" 22½" 21½" 20½"



Raleigh Team Colors



Components and design subject to change without notice to conform with bicycles used by Raleigh Professional Racing Team.

Raleigh Professional Track Model DL175

Patterned after the bicycles used by the Professional Raleigh Racing Team to score so many successes. Built to the same exacting standards with a frame designed to withstand brutal bursts of energy and transmit it efficiently to the wheels. Reynolds 531 tubing, double butted throughout and fully equipped with CAMPAGNOLO COMPONENTS.

DL175—24" 23" 22" 21"



Raleigh Team Colors




Raleigh Professional Mk.IV

Model DL180


Any racing enthusiast who wants the very best will find this custom-built bicycle completely satisfying. The frame geometry assures a lively and responsive performance. The special configuration of the rear triangle gives added rigidity, a necessity for top competition. Reynolds 531 double butted tubes throughout and completely CAMPAGNOLO equipped, including brakes.

DL180 - 25½" 24½" 23½"

22½" 21½" 20½"



Blue Mink/Silver



Raleigh International Model DL170



Exactly made in Raleigh's Carlton factories alongside the Raleigh Racing Team's own equipment, this model gains the enthusiasm of the road racer and lightweight tourist alike. The frame has a longer wheelbase than the Professional for a softer more resilient ride. Reynolds 531 butted tubes, forks, stays, CAMPAGNOLO COMPONENTS and Weinmann 999 center pull brakes with quick release levers.

DL170—24½" 23½" 22½" 21½" 20½"



Copper





Raleigh Competition Mk.II

Model DL165

A model specifically made with the younger racer or touring enthusiast in mind. Thoughtfully designed with many of the Pro Mk.IV features. It provides an exceptionally good value along with superior performance. Reynolds 531 double butted tubing with sloping fork crown and half chrome tips. HURET JUBILEE rear derailer, Weinmann center pull brakes with brazed cable eyes, quick release alloy hubs, toe clips, Raleigh tubular tires and a leather saddle are some of the quality fittings.

DL165—24½" 23½" 22½" 21½"



Black



Raleigh Gran Sport Model DL160



Designed to give a more comfortable yet efficient riding position than an all out racing bike, this high quality model has particular appeal to adult riders and the touring enthusiast. The frame is Reynolds 531 double butted tubing throughout and the choice components include the Simplex Maxi derailleur, G.B. Randonneur alloy handlebars, Weinmann narrow section Alesa alloy rims fitted with gumwall narrow section tires for durable high performance.

DL160 - 24½" 23½" 22½" 21½" 20½"

Lagoon Blue/White





Raleigh Super Course Mk. II

Model DL100, DL100L

Super is an apt description of this model which is constructed for the rider who wants something more than just a plain 10-speed bicycle. Some of the high quality features: Reynolds 531 main tubes, quick release wide-flange alloy hubs, Weinmann center pull brakes with quick release levers Huret Challenger 10-speed gear with adjustment for close or wide ratio gears.


DL100 - 25½" 23½" 21½" 20½"

DL100L - 21½" 19½"

Flam Red/White



Emerald Green/White



Raleigh Grand Prix Model DL115, DL115L This Raleigh has probably done more to popularize the lightweight 10-speed bicycle in North America than any other going. Some of its outstanding features include: a frame of 20/30 tubing fully lugged with a close coupled geometry to give an exceptionally lively and responsive ride; Weinmann Center pull alloy brakes with extension levers and a Huret Challenger derailleur.

DL115	— 25½" 23½" 21½"	25½" 23½" 21½"	23½" 21½"	23½" 21½"
DL115L	— 21½"	19½"	21½"	19½"



Sky Blue/Black



Carmine Red/Black



Bronze Green/Black



White/Black



Raleigh Record Model DL130 The lowest-priced Raleigh 10-speed, yet the Record has typical quality, Raleigh construction making it a remarkable bargain. Frame is Raleigh 20/30 high carbon steel tubing, fully lugged and fitted with a Simplex Prestige 10-speed wide ratio gear with stem shifter control. The ladies model is a MIXTE frame version with identical specification.

DL130	— 25" 23½" 21½"	25" 23½" 21½"	23½" 21½"	25" 23½" 21½"
DL130L		21½" 19½"		21½" 19½"



Raleigh Team Colors



Lemon Yellow/Black



Sky Blue/Black



White/
Orange

Model DL129

19½" frame, 26" wheel

Raleigh Team Colors

Lemon Yellow/Black

Sky Blue/Black





Raleigh Super Tourer

Model DL140

For the casual tourer and commuter, this model can be expected to give maximum comfort along with performance. Frame built of Reynolds 531 double butted tubing throughout. The carefully selected components include a HURET Jubilee 10-speed derailleur, Weinmann alloy brakes, North Rounder alloy handlebars, a Brooks leather-soft touring saddle. Also included are a pump and mudguards.

DL140 - 25½" 23½" 21½"



Aqua Green/Black



Raleigh Sprite 27 Model DL90 DL95 Carefree touring is what you can count on with this model. Lightweight but sturdy, it is well fitted with a HURET 5- or 10-speed derailleur gear with shifting levers on the stem, a spring mattress saddle as well as Raleigh's unique self-adjusting brakes. A rear alloy carrier is also fitted.

DL90 5-speed	— 23½" 21½"	25" 23½" 21½"	
DL90L	— 21½" 19½"	23½" 21½" 19½"	
DL95 10-speed	— 23½" 21½"	25" 23½" 21½"	
DL95L	— 21½" 19½"	23½" 21½" 19½"	23½" 21½" 19½"


Carminc Red



Coffee



Lemon Yellow



Raleigh Superbe Model DL24

DL DL
24 24L

23" 21"
21"



Coffee



Raleigh Tourist Model DL1

DL1 - 24"
DL1L - 22"



Black



Quality, styling and specification make this the ultimate 3-speed touring bike. The Sturmey-Archer 3-speed hub gear, which is completely enclosed, requires little adjustment or day-to-day maintenance. Other features include a Dynohub generator and lighting set, key-type fork lock, a leather Brooks saddle, rear carrier and the unique Raleigh self-adjusting brakes.



Designed especially for tall people, this is the only 28 inch wheel bicycle available in America with Raleigh quality. Sturmey-Archer AW hub gear, rod brakes, roadster tires, pump and bag are among the complete fittings of this model.



Raleigh Sports Model DL22 A classic in its own time and a reputation for quality, comfort and reliability that spans the globe. Outstanding equipment includes Sturmey-Archer 3-speed or 3-speed coaster brake with trigger control, projection welded brake cable stops and guides, a touring bag plus the exclusive Raleigh self-adjusting brakes.

DL22	23"	21"	23"	21"	23"	21"	23"	21"
DL22L	23"	21"	19½"	21"	19½"	21"	19½"	21"




Bronze Green



Silver



Coffee



Sky Blue



Lemon Yellow



Raleigh LTD Model DL32

DL DL
32 32L

23"
21"



Carmine Red

21"
19½"



Sky Blue

23" 23"
21" 21"
19½"



Black



Raleigh Folder Model DL25

DL
25



Coffee



An ingenious bicycle that folds to nearly half of its operational size that is ideal for boaters, campers, fliers, apartment dwellers, even commuters who want to take their bicycle with them. The special lightweight frame combines both strength and durability and quick release levers allow easy height adjustment of the saddle and handlebars. 20" wheels aided by a Sturmey-Archer 3-speed gear make for easy riding. Caliper brakes, chrome-plated fenders and a large strong carrier complete the equipment.

Another great lightweight touring model with superb Raleigh engineering. Available with either Sturmey-Archer 3-speed hub gear with trigger control or single speed coaster brake.





Raleigh Record 24

Model DL128

Virtually a full-sized Record scaled down to size for young future racers. Fully equipped with all quality components as fitted to Record DL130 (page 11).

DL128




Raleigh Colt

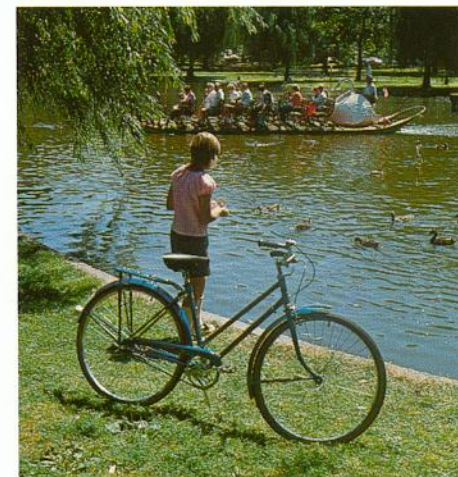
Model DL58

26" wheels are fitted to a junior-sized frame to create a bicycle of unique proportions that is particularly easy to ride, and is well suited to boys and girls age nine and over. Sturmey-Archer 3-speed gear with coaster brake and Raleigh's exclusive self-adjusting front brake are some of the features.

DL58 - 20/18"



DL58L - 18"



Raleigh Space Rider

Model DL54

Teaming up a 24" wheel and a 16" frame this Raleigh provides an ideally proportioned bicycle for boys and girls from seven to nine years of age. There is a choice between the Sturmey-Archer S3C 3-speed coaster hub with self-adjusting brake or a coaster hub brake.

DL 54-18/16"



Hot Red

DL 54L-16"



Horizon Blue



Raleigh Mountie

Model DL80

Another unique Raleigh model, specially designed for the five to seven year olds with adult styling. Features include 20" wheels, Diamond frame and Coaster foot brake. Built with Raleigh quality so it will be outgrown before it is outworn.

DL80-16/14"



Hot Red

DL80L-14"



Horizon Blue





The bicycle accessories illustrated are part of a varied line stocked by Raleigh Dealers. Raleigh and Rampar accessories offer the best available quality, styling and value.

RALEIGH tested approved



RAMPAR quality rated

1 20-30 high carbon steel tubing is used for every model up to and including the Grand Prix and accounts for the strong, yet light-weight frame Raleigh is famous for.

2 Reynolds "531" Manganese Molybdenum, acknowledged to be the finest bicycle frame tubing in the world, is used to create the rigid, responsive ride required in Raleigh lightweight touring and racing machines.

3 Self-adjusting brakes, a unique Raleigh safety feature on many models, automatically takes up for cable stretch and brake block wear so you can count on peak brake efficiency.

4 Tubular fork and crown with internal lugs is a noted Raleigh feature and provides strength with minimum weight, while looking neat.

5 Lugged and mitered construction is used throughout the Raleigh large wheel range, with joints made by low temperature brazing. This enables the use of lighter gauge tubing and means greater strength with less weight.

6 Sturmey-Archer 3-speed hubs, introduced by Raleigh over 70 years ago, have built a world-wide reputation for reliable, trouble-free performance along with durability.

7 Chainguard 3-point attachment on the Sports range assures a less troublesome and rattle-free performance.

8 Brazed-on cable stops, another notable feature of the entire Raleigh line, add to the reliability and efficiency of gear and brake operation.


9 All steel rims are Raleigh pattern hollow section for extra strength and minimum weight.

10 Matchless flamboyant color finishes, another standard feature of all Raleigh models, are due to an exclusive 5-step electrostatic process which layers primer, bonderized rubber undercoat and 2 coats of high gloss finishing lacquer.

11 Nickel chromium plating on Raleigh bicycles is considered one of the finest in the world and enhances and protects the appearance of frames.

12 Bottom bracket assemblies feature micrometer bearing adjustment for the individual ball bearing races giving almost friction-free operation.

13 The exclusive Raleigh CustomSizer is used by many Raleigh Pro Shops to guarantee a precise fit which is important for a safe, efficient and fatigue-less ride. Invented by Raleigh, the CustomSizer adjusts to an individual's riding measurements electronically. These measurements are then transferred to the selected Raleigh bicycle so seat and handle bars' positions will be correct.



1




2



3



4



5



6




7




8



10



9



11



12



13

Technical Specifications

Model No. Page No.	Team Professional DL-185 3	Professional Track DL-175 4	Professional MK IV DL-180 5	International DL-170 6	Competition MK II DL-165 7	Gran Sport DL-160 8	Super Course MK II DL-100 & DL-100L 9	Grand Prix DL-115 & DL-115L 10	Record DL-130 & DL-130L 11	Super Tourer DL-140 13
FRAME SIZE	20 1/2", 21 1/2", 22 1/2", 23 1/2", 24 1/2"	21", 22", 23", 24"	20 1/2", 21 1/2", 22 1/2", 23 1/2", 24 1/2", 25 1/2"	20 3/2", 21 1/2", 22 1/2", 23 1/2", 24 1/2"	21 1/2", 22 1/2", 23 1/2", 24 1/2"	20 1/2", 21 1/2", 22 1/2", 23 1/2", 24 1/2"	Gents: 20 1/2", 21 1/2", 23 1/2", 25 1/2" Lady's: 19 1/2", 21 1/2"	Gents: 21 1/2", 23 1/2", 25 1/2" Lady's: 19 1/2", 21 1/2"	Gents: 21 1/2", 23 1/2", 25 1/2" Lady's: 19 1/2", 21 1/2"	21 1/2", 23 1/2", 25 1/2"
COLORS	Team Colors	Team Colors	Blue Mink/Silver with chrome Forks & Stays	Copper with chrome head lugs, Forks, & Stays	Black with Chrome Forks & Stays	Lagoon Blue with White, Chrome Forks & Stays	Ducal Red with White Emerald Green with White Chrome Forks & Stays	Blue, Red, White, Bronze Green, all with Black Trim	Lemon Yellow/Black White/Orange, Blue/ Black Gents; Lemon Yellow/Black & White/Orange Lady's	Aqua Green with Black, Chrome Forks and Stays
FRAME MATERIAL	Reynolds 531 Double Butted Tubes, Forks, & Stays Campagnolo Ends	Reynolds 531 Double Butted Tubes, Large Section Seat & Chainstays, Campa- gnolo Frame Ends	Reynolds 531 Double Butted Tubes, Forks, & Rapid Taper Chainstays, Campa- gnolo Frame Ends	Reynolds 531 Double Butted Tubes, Forks & Rapid Taper Chain- stays, Campagnolo Frame Ends	Reynolds 531 Double Butted Tubes, Forks, & Stays Huret Frame Ends	Reynolds 531 Double Butted Tubes, Forks, and Stays	Reynolds 531 Main Tubes	Raleigh 20-30 High Carbon Steel	Raleigh 20-30 High Carbon Steel	Reynolds 531 Double Butted Tubes, Forks, and Stays Huret Frame Ends
LUGS	Hand Profiled Spearpoint Latin Line	Latin Line with Long Strengthening Spear- points "CC" cut out in Bottom Bracket	Spearpoint Latin Line with "CC" cut out in Bottom Bracket	Nervex Professional Feature Cut	Prugnet 62 A light- weight feature cut	Bocama Professional	Gents - Prugnant 62A Lady's - Bocama Feature Cut	Bocama Feature Cut	Raleigh Lightweight	Bocama Professional
FORK	Reynolds Taper Gauge 531 with Integral Sloping Forged Crown Campagnolo Ends	Reynolds 531 Taper Gauge, Round section with Reinforced and Filletted Crown	Reynolds 531 Taper Gauge with Integral Sloping Forged Crown Campagnolo Ends	Reynolds 531 Taper Gauge, Forged Vagner Crown, Campagnolo Ends	Reynolds 531 Taper Gauge, Forged Integral Sloping Crown, Huret Ends	Reynolds 531 Taper Gauge with Forged Vagner Crown	Vagner Forged Crown	Vagner Forged Crown	Pressed Box Crown	Reynolds 531 Taper Gauge with Forged Integral Sloping Crown
HANDLEBARS	G.B. Maes Alloy Engraved	TTT Track Bend	T.T.T. Franco Beige	Raleigh Maes Alloy	Raleigh Maes Alloy	G.B. Randonneur Alloy	Raleigh Maes Alloy	Raleigh Maes Alloy	Raleigh Maes Alloy	Alloy North Rounder
STEM	Light Alloy	New TTT Record	New T.T.T. Record Alloy	G.B. Forged Alloy Neta	G.B. Forged Alloy	G.B. Forged Alloy	G.B. Forged Alloy	G.B. Forged Alloy	G.B. Forged Alloy	G.B. Forged Alloy
BRAKES	Campagnolo Super Record with Lightened Levers		Campagnolo Record	Weinmann 999 Centerpull with Lightened Q/R Levers	Weinmann 999 Centerpull with Lightened Q/R Levers	Weinmann 999 Centerpull with Q/R Levers	Weinmann 999 Centerpull with Q/R Levers	Weinmann 999 Centerpull with Extension Levers	Weinmann 999 Centerpull with Extension Levers	Weinmann Symmetric
CRANKSET	Campagnolo Super Nuovo Record with Titanium Axle & Cups 53-42 Chainrings 172.5 mm Cranks	Campagnolo Pista with 165 mm Cranks	Campagnolo Nuovo Record Cotterless	Campagnolo Nuovo Record Cotterless	T.A. Criterium Alloy Cotterless	Alloy Cotterless with Alloy Disc	Nervar Steel Cotterless Cranks with Alloy Rings	Raleigh 40/49 or Nervar 40/50	Raleigh 40/49 or Nervar 40/50	Alloy Cotterless with Alloy Disc
REAR CLUSTER	Light Alloy 6 Speed	Campagnolo 15 Tooth Fixed	13-26 Maillard 6 Speed	Simplex 14-24	14-24	14-28	14-28	14-28	14-28	14-28
CHAIN	1/2" x 3/32" Regina D'Oro	1/2" x 1/16" Coventry	1/2" x 3/32" Regina D'Oro	1/2" x 3/32" Sedis	1/2" x 3/32"	1/2" x 3/32"	1/2" x 3/32"	1/2" x 3/32"	1/2" x 3/32"	1/4" x 3/32"
PEDALS	Campagnolo Super Record Titanium Spindles, Light Alloy Rail	Campagnolo Super Leggera Pista	Campagnolo Super Leggera Strada	Campagnolo Nuovo Record Strada	Atom 440 Alloy Barrel	Atom 440 Alloy Barrel	Atom 440 Alloy Barrel	717 Reflector	717 Reflector	Atom 440 Alloy Barrel
RIMS	Sprint Alloy Tubular	Sprint Alloy with Reinforcing Ferrules	Sprint Alloy with Reinforcing Ferrules	Sprint Alloy	Sprint Alloy	Weinmann Narrow Alesa High Pressure Alloy	Nisi High Pressure Alloy	27 x 1 1/4" High Pressure Steel	27 x 1 1/4"	Weinmann Narrow Section Alesa High Pressure Alloy
HUBS	Campagnolo Super Record with Titanium Axles	Campagnolo Record Pista Large Flange	Campagnolo Record Strada, Large Flange Q/R	Campagnolo Record Strada, Large Flange Q/R	Normandy Compe- tition Large Flange Alloy Q/R	Normandy Large Flange Q/R Alloy	Normandy Sport Large Flange Q/R Alloy	Normandy Sport Large Flange Q/R Alloy	Large Flange Alloy	Normandy Compe- tition Large Flange Q/R Alloy
TIRES	Lightweight Silk Tubular	Raleigh 175 gr. Pista Seta	Raleigh Imperforable Tubular or Cotone	Raleigh Superiore Tubular	Raleigh Butyl Tubular	Clement Narrow Section Gumwall	High Pressure Gumwall	High Pressure Gumwall	27 x 1 1/4" Gumwall Gumwall	Clement High Pressure
SADDLE	Brooks Professional Team Special	Brooks Professional Team Special	Brooks Professional Team Special	Brooks Professional	Brooks B17 Narrow Leather	Brooks B17 Leather	Brooks B17 Narrow Leather	G.T. Mk V Padded- Quilted Top	G.T. Mk V Padded	Brooks B66 Leather
SEAT POST	Campagnolo Super Record	Campagnolo Alloy	Campagnolo Alloy	Campagnolo Alloy	Alloy	Alloy	Alloy	Alloy	Chrome	Alloy
DERAILLEUR	Campagnolo Super Record 12 Speed		Campagnolo Nuovo Record 12 Speed	Campagnolo Nuovo Record 10 Speed	Huret Jubilee Super Light 10 Speed	Simplex Maxi wide Ratio 10 Speed	Huret Challenger Deluxe 10 Speed	Huret Challenger 10 Speed	Simplex Prestige 10 Speed	Huret Jubilee 10 Speed
CABLE & TAPES	Matching	White	Matching	White	Black	White	White	Matching	Matching	White
EXTRAS	Christophe Toeclips, Leather Straps, Silca Pump, Campagnolo Adapter, Brazed on Cage Bosses and Cage	Christophe Toeclips and Chrome Leather Straps	Christophe Toeclips, Chrome Leather Straps & Silca Pump	Christophe Toeclips, Chrome Leather Straps, Silca Pump	Toe Clips & Straps, Zefal Competition Pump	Toe Clips, Straps, Pump				Zefal Competition Pump, Esge Mudguards
WEIGHT	20 lbs.	19 lbs.	22 lbs.	22 1/2 lbs.	23 lbs.	25 lbs.	27 lbs.	29 lbs.	31 lbs.	26 1/4 lbs.

SPECIFICATIONS SUBJECT TO CHANGE WITHOUT NOTICE

RALEIGH



BICYCLES

Your authorized Raleigh dealer

WARRANTY

The mark of a Real Raleigh is the Heron's Head Crest and only bicycles bearing this emblem are made to the exacting specifications and fine quality standards of Raleigh.

Raleigh Industries of America, Inc. ("Raleigh") warrants the bicycle identified below to be free of any defects in workmanship and materials under normal use upon the terms hereinafter set forth. This warranty is limited, however, solely to the repair or replacement of original parts which, in Raleigh's opinion, are defective in workmanship or material, and which are returned to the Dealer from whom the bicycle was purchased or to any authorized Raleigh Dealer. The liability of Raleigh shall be limited **solely** to the cost of the **affected part**. All other costs shall be those of the purchaser. In no event shall Raleigh be liable to the purchaser of said bicycle or to third parties for special or consequential damage.

Each Raleigh bicycle will be fully assembled by the authorized Raleigh Dealer at the time of purchase, and it is requested that said bicycle should be returned to the authorized Raleigh Dealer who sold the bicycle for a free inspection and adjustment within thirty (30) days after the date of purchase. If the bicycle was assembled by said Raleigh Dealer, said inspection and adjustment shall not be at the purchaser's expense. If, however, the bicycle was assembled by anyone other than the Raleigh Dealer who performs such inspection, all expenses will be borne by the purchaser. Dealer labor charges are not covered by this warranty after the thirty day free inspection and adjustment. It is also required that the attached card be completed, countersigned by the authorized Raleigh Dealer, and mailed to Raleigh within fifteen (15) days after the date of said inspection.

This warranty is not transferable; and is in addition to any warranty by the Raleigh Dealer.

NOTICE. This warranty does not cover defects, failure, loss, deterioration, injury or damage which are due to **I** normal use, wear and tear or exposure, **II** misuse, abuse, alteration, negligence or accident, or **III** the repair of the bicycle by someone other than an authorized Raleigh Dealer or the installation of parts other than genuine Raleigh parts. We call your attention to the fact that Raleigh bicycles are not designed, nor intended to be altered, for use in stunt riding, dirt biking, bicycle motocross, or similar activities, nor are they intended to be used with motors as power driven vehicles, and Raleigh shall not be liable for any failure, loss, damage or injury due to such use.

Replacement of defective parts and those dealer charges specified above shall be the sole remedy of any purchaser under this warranty, and **IN NO EVENT SHALL RALEIGH BE LIABLE ON ANY IMPLIED WARRANTY OF MERCHANTABILITY OR OF FITNESS FOR ANY PARTICULAR PURPOSE, OR FOR INCIDENTAL OR CONSEQUENTIAL DAMAGES. THE FOREGOING WARRANTY IS IN LIEU OF AND EXCLUDES ALL OTHER WARRANTIES NOT EXPRESSLY SET FORTH HEREIN, WHETHER EXPRESSED OR IMPLIED BY OPERATION OF LAW OR OTHERWISE.**

Raleigh Industries of America, Inc.
350 Secaucus Road
Secaucus, New Jersey 07094

Raleigh Industries of America, Inc.
345 University Avenue
Westwood, Massachusetts 02090

Raleigh Industries of America, Inc.
9755 N.W. 80th Avenue
Hialeah Gardens, Florida 33016

Raleigh Industries of America, Inc.
10 West Gateway Road
Bensenville, Illinois 60106

Raleigh Industries of America, Inc.
1224 Josey Lane, Suite 12
Carrollton, Texas 75006

Raleigh Industries of America, Inc.
2677 East El Presidio Street
Long Beach, California 90810

Raleigh Industries of America, Inc.
Production Facilities
P.O. Box 3307, Enid, Oklahoma 73701

ADMINISTRATIVE OFFICES
Raleigh Industries of America, Inc.
1170 Commonwealth Ave., Boston, Mass. 02134