

RALEIGH



lightweight bicycles





Raleigh Action

Raleigh Team Professional MODEL DL 185

The ultimate in racing bicycles. Handcrafted to the most exacting standards utilizing the finest materials. The race proven frame is built with 531 butted tubing throughout and equipped with the latest super light titanium CAMPAGNOLO COMPONENTS finished in the Professional Raleigh Team Colors.



New Campagnolo Super Nuovo Record featuring titanium parts for minimum weight.

DL185	25½" 24½" 23½" 22½" 21½" 20½"	Raleigh Team Colors
-------	----------------------------------	---------------------



Raleigh Professional Mk.IV MODEL DL 180

A custom built bicycle of supreme quality for the racing enthusiast who wants the very best. The frame is of Reynolds 531 double butted tubes throughout, chrome-tipped forks and stays . . . fully equipped with CAMPAGNOLO COMPONENTS including brakes, plus pump and many extras.



1 - Famous "Victor" direct seat stay cluster.



2 - Forged integral sloping fork crown.



3 - Reynolds 531 butted tubes, stays and forks.

DL180	25 $\frac{1}{2}$ " 24 $\frac{1}{2}$ " 23 $\frac{1}{2}$ " 22 $\frac{1}{2}$ " 21 $\frac{1}{2}$ " 20 $\frac{1}{2}$ "	Blue Mink/Silver or Silver/Black
-------	--	----------------------------------



Raleigh Professional Track MODEL DL 175

Designed and built for exacting track racing to the pattern of the bicycles used so successfully by the professional Raleigh racing team. The rigid and responsive frame is of Reynolds 531 tubing, double butted throughout. This top quality machine is fully equipped with CAMPAGNOLO COMPONENTS.



1 - Feature lightened Campagnolo rear fork ends



2 - Carlton initial cutout in bottom bracket shell.



3 - Front fork blade stiffeners.

DL175

24" 23"
22" 21"

Flam Red/White/
Sky Blue



Raleigh International

MODEL
DL 170


Craftsman made, to exacting specifications in Raleigh's Carlton factories . . . the home of the internationally successful Raleigh professional team of riders. The International suits the lightweight tourist and road racer. The frame has Reynolds 531 butted tubes, forks and stays, with chrome front and rear forks is equipped with CAMPAGNOLO COMPONENTS and Weinmann 999 center pull quick release brakes.



1 - Nervex Professional frame lugs.



2 - Campagnolo chainwheel set, pedals, hubs and gears.



DL170	24½" 23½"	Copper or Champagne
	22½" 21½" 20½"	



Raleigh Competition Mk.II

MODEL
DL 165

Specially designed for the young racer or touring enthusiast who demands high quality workmanship and superior performance. Frame: Reynolds 531 double butted tubing with sloping fork crown and half chrome tips. Quality components include the new HURET JUBILEE 10 speed Derailleur gears, Weinmann center pull brakes with braided cable eyes. Quick release alloy hubs and toe clips. Raleigh tubular tires and a leather saddle.



1 - New Huret Jubilee rear Derailleur mechanism.



2 - Alloy Cotterless TA double chain-wheel and cranks.

DL165

24½" 23½" 22½" 21½"

Black



Raleigh Gran Sport MODEL DL 160

This excellent light weight machine is particularly popular with adult club riders for touring. Built to a high quality specification fitted with choice components to ensure comfortable and efficient riding position.



1 - New wide ratio Simplex Maxi-Gear mechanism.



2 - Alloy Randonneur touring handlebar.


DL160	24 $\frac{1}{2}$ " 23 $\frac{1}{2}$ " 22 $\frac{1}{2}$ " 21 $\frac{1}{2}$ " 20 $\frac{1}{2}$ "	Lagoon Blue/White or White/Lagoon Blue
-------	---	---



Raleigh Super Course Mk.II

MODELS
DL 100-DL 100L

Every detail of this super machine is of the highest quality. Specification includes Reynolds 531 tubing, quick release wide-flange alloy hubs, alloy rims, center pull brakes . . . New HURET CHALLENGER 10 speed gear, fitted with cotterless cranks and alloy chainrings and 14/28T cluster for lively style performance. Ladies model features twin lateral stayed MIXTE frame.



1 - New Huret Challenger 10 speed gear.



2 - Reynolds 531 main tubes frame.

DL100 Gent's	25 1/2" 23 1/2" 21 1/2" 20 1/2"	Ducal Red/White or Emerald Green/White	DL100L Lady's	21 1/2"	Ducal Red/White or Emerald Green/White
-----------------	------------------------------------	--	------------------	---------	--



Raleigh Grand Prix MODEL DL 115

Features of this outstanding light weight quality bicycle include: Close clearance, feature cut fully lugged frame, Weinmann Center pull Alloy brakes with extension levers. Wide flange hubs with quick release mechanism. SIMPLEX 10 speed gear fitted with 40-52T chainwheel with wide ratio cluster. Racing Gumwall tires soft quilt padded saddle.

DL115	25½"	Sky Blue/Black or Carmine Red/Black
Gent's	23½" 21½"	Bronze Green/Black, Carmine Red /Black, White/Black, or Sky Blue/Black

Raleigh Grand Prix MODEL DL 115L

New to the Raleigh range of quality ladies' bicycles, this Grand Prix model is built with a fully lugged, close clearance MIXTE frame. Other specification details are as the gents model.

DL115L	21½"	Sky Blue/Black or Bronze Green/Black
Lady's	19½"	Carmine Red/Black or White/Black

#159



Raleigh Record

MODELS

DL 130-DL 130L

Built to the traditional high quality standard of Raleigh lightweight bicycles, specification includes close clearance Latin Line lugged frame . . . HURET 10 speed wide ratio gear with stem shifter control. Wide flange Alloy hubs, padded saddle, center pull alloy brakes and dual purpose extension levers. A new model for the ladies is a MIXTE frame version, all other specifications as the gents model.

DL130 Gent's	25"	White/Orange, Platinum/Sky Blue or Lemon Yellow/Black
	23½" 21½" 20½"	Sky Blue/Black, Lemon Yellow/Black, White/Orange or Platinum/ Sky Blue

DL130L Lady's	21½"	Sky Blue/Black, Lemon Yellow/Black, White/Orange or Platinum/Sky Blue
	19½"	White/Orange, Platinum/Sky Blue or Lemon Yellow/Black





Raleigh Super Tourer

MODELS
DL 135 & 140

Designed to give maximum performance and comfort. Frame constructed of Reynolds 531 double butted tubing and carefully selected lightweight components including cotterless alloy chainset. Weinmann alloy brakes; narrow section alloy rims. Soft touring saddle and NEW North Rounder Alloy Handlebars. This combination gives a light, responsive and comfortable performance.

DL135	5 speed	25½"	24½"	23½"	22½"	21½"	Bronze Mink/Silver
DL140	10 speed	25½"	24½"	23½"	22½"	21½"	Chartreuse/Black



Raleigh Sprite 27

MODELS

DL 90-DL 90L

DL 95-DL 95L

A trendy pace setter from the Raleigh line of lightweight tourist bicycles the Sprite 27 is purpose built for easier touring. The model is fitted with HURET 5 or 10 speed Derailleur gear with stem fitted chrome shift levers. A rear carrier, spring mattress saddle plus Raleighs' unique self adjusting brakes completes the specification.

DL90	5	25"	Coffee, Ivory Glaze
Gent's	Speed	23½" 21½"	Coffee, Ivory Glaze or Carmine Red

DL95	10	25	Coffee, Ivory Glaze
Gent's	Speed	23½" 21½"	Coffee, Ivory Glaze or Carmine Red

DL90L	5	23½"	Ivory Glaze
Lady's	Speed	21½" 20½"	Coffee, Ivory Glaze or Carmine Red

DL95L	10	23½"	Ivory Glaze
Lady's	Speed	21½" 20½"	Coffee, Ivory Glaze or Carmine Red



Raleigh Superbe

MODELS
DL 24-DL 24L

Quality, styling and specification make this the ultimate touring bicycle. Exclusive built-in fitments include a Dynohub generator and lighting set, key-type fork lock, Sturmey-Archer 3 speed hub gear, a real leather Brooks saddle, rear carrier, and the unique Raleigh self adjusting brakes.

DL24	Gent's	23" 21"	Bronze Green or Coffee
DL24L	Lady's	21"	Bronze Green or Coffee

Raleigh Tourist

MODEL
DL 1-DL 1 L

ESPECIALLY BUILT FOR TALL PEOPLE, the only bicycle of Raleigh quality available in America with 28" wheels in choice of 24" and 22" frame sizes. Fitted with Sturmey-Archer AW hub, rod brakes, roadster tires, pump and bag.

DL1	Gent's	24"	Black
DL1L	Lady's	22"	Black



Raleigh Sports MODELS DL 22-DL 22L

These classic touring bicycles have a world wide reputation for quality, comfort and reliability. Outstanding by any standards, equipment includes Sturmey-Archer 3 speed or 3 speed coaster brake with trigger control, projection welded cable stops and guides, touring bag plus the unique Raleigh self adjusting brakes.

DL22 Gent's	(AW)	23" & 21"	Bronze Green, Platinum or Coffee
DL22L Lady's	(AW)	23"	Bronze Green
		21" & 19½"	Bronze Green, Platinum, Coffee, Sky Blue or Ivory Glaze
DL22 Gent's	(S3C)	21"	Bronze Green
DL22L Lady's	(S3C)	19½"	Bronze Green



Raleigh Ltd MODELS DL 32-DL 32L

A superbly engineered, lightweight touring model which proudly carries the famous Raleigh insignia of quality. The Sturmey-Archer 3 speed hub with trigger control or coaster brake is fitted as standard equipment.

DL32 Gent's	(Cst)	23" 21"	Black
DL32L Lady's	(Cst)	21" 19½"	Sky Blue or Carmine Red
DL32 Gent's	(AW)	23" 21"	Black, Carmine Red or Sky Blue
DL32L Lady's	(AW)	23" 21" 19½"	Black, Carmine Red or Sky Blue



Raleigh Folder MODEL DL 25

An ingenious folding bicycle for people of all ages. The special light weight frame is designed for strength and durability. Features include: quick release levers for easy height adjustment of saddle and handle bar, 20" wheels for easy acceleration aided by a Sturmey-Archer 3 speed gear, with trigger control, caliper brakes and large strong carrier. Folding to nearly half its operational size the folder is ideal for boaters, campers, fliers, apartment dwellers and motorists alike.

DL25	Bronze Green or Coffee
------	------------------------






Raleigh Chopper MODEL DL 510

The hottest hi-rise ever! A design concept exclusive to Raleigh, the Chopper is built tougher and safer – with an arrow wedge chassis, Hi-rise bars, T-bar control of Sturmey-Archer hub and the unique Raleigh self adjusting brakes.

DL510 Hot Red or Black



Raleigh Record 24 MODEL DL 129

A scaled down version of the big Record this superb 10 speed racing and sports machine is specially produced for young future racers. Fully equipped with quality components.

DL129 18" Sky Blue/Black or White/Orange



Raleigh Colt

MODELS

DL 58-DL 58L

Fitted to junior sized frames, the big 26" wheels create an easy-to-ride bicycle of unique proportions. Fitted with Sturmey-Archer S3C hub and self adjusting brake the Colts are ideal for boys and girls - 9 years old and upwards.

DL58	Boy's	20/18"	Bronze Green
DL58L	Girl's	18"	Bronze Green or Horizon Blue

Raleigh Space Rider

MODELS

DL 54-DL 54L

Combining a 24" wheel with a 16" frame provides the ideal proportions for boys and girls 7 to 9 years of age. There is a choice of models - S3C - 3 speed coaster hub with self adjusting brake, or coaster hub brake.

DL54	Boy's	(Cst)	18/16"	Hot Red
DL54L	Girl's	(Cst)	16"	Horizon Blue
DL54	Boy's	(S3C)	18/16"	Bronze Green
DL54L	Girl's	(S3C)	16"	Bronze Green

Raleigh Mountie


MODELS

DL 80-DL 80L

Another Raleigh 'first'. Specially designed for the 5-7 year olds, the Mountie is styled like an adults model. Features include 20" wheels, Diamond frame and Coaster foot brake. A quality bicycle destined to be outgrown before outworn.

DL80	Boy's	16/14"	Hot Red
DL80L	Girl's	14"	Horizon Blue





FRAMES Feature lugged construction for additional strength at tubing joints. Every joint low temperature precision brazed. This construction gives maximum strength with minimum weight.

THE EXCLUSIVE RALEIGH CUSTOMSIZER The Raleigh Custom Sizer assures you of a perfect fit to make your riding safe and comfortable.

Invented by Raleigh, the CustomSizer adjusts to your precise riding measurements at the flip of a switch. The measurements are transferred to your Raleigh bicycle to give you the proper frame and wheel size and seat and handlebar adjustments. The Raleigh CustomSizer is another special way serve you



SELF-ADJUSTING BRAKES New unique Raleigh safety feature available on many models Automatically compensates for cable stretch and brake rubber wear insuring maximum brake efficiency.

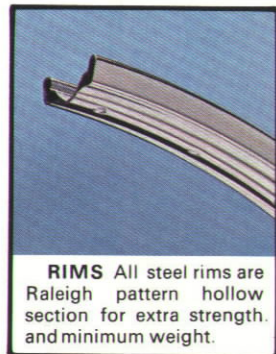


HUB GEAR Sturmev Archer, of course, recognized the world over, dependable and trouble free with minimum of service.



MATCHLESS FLAMBOYANT COLOR FINISHES . . . standard on all Raleigh Models, is achieved through an exclusive 5 step electrostatic coating process with layers of primer . . . bonderized rubber . . . undercoat and 2 coats of high gloss finishing lacquer.

FINISH . . . Raleigh enameling and nickel-chromium plating are recognized the world over as the finest due to the rust proofing method and over 90 years experience in the world market.



RIMS All steel rims are Raleigh pattern hollow section for extra strength and minimum weight.



FRAME TUBING High quality, high carbon steel tubing gives maximum rigidity and weight saving.



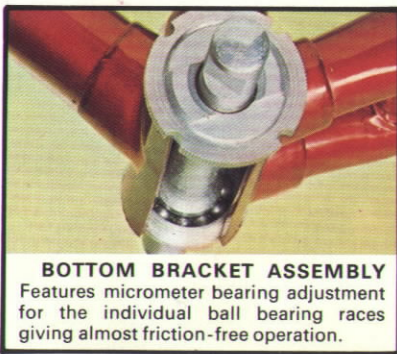
PEDALS Reflectors on front and rear of pedals now standard equipment on all Raleigh models for additional safety.



FENDER Steel ribbed section with double welded on braces. Rattle proof and trouble free.



CHAINWHEEL New strong Raleigh chainwheel and crank for smooth trouble free transmission.



BOTTOM BRACKET ASSEMBLY Features micrometer bearing adjustment for the individual ball bearing races giving almost friction-free operation.



LEATHER SADDLES Are featured prominently on Raleigh models; produced from top quality leather for long life and styled for maximum comfort.

Technical Specifications

Model No. Page No.	Professional Track DL.175 4	Team Professional DL.185 3	Professional MK IV DL.180 5	International DL.170 6	Competition MK II DL.165 7	Gran Sport DL.160 8	Super Course MK II DL.100 & DL.100L 9	Grand Prix DL.115 & DL.115L 10	Record DL.130 & DL.130L 11	Super Tourer DL.135 & DL.140 13
FRAME SIZE	24", 23", 22", 21"	25½", 24½", 23½", 22½", 21½", 20½"	25½", 24½", 23½", 22½", 21½", 20½"	24½", 23½", 22½", 21½", 20½"	24½", 23½", 22½", 21½"	24½", 23½", 22½", 21½", 20½"	Gents: 25½", 23½", 21½", 20½"; Lady's: 21½"	Gents: 25½", 23½", 21½", Lady's: 21½", 19½"	Gents: 25", 23½", 21½", 20½"; Lady's: 21½", 19½"	25½", 24½", 23½", 22½", 21½"
COLORS	Flam Red/White/Blue	Team Colors	Blue Mink/Silver or Silver/Black	Copper or Champagne	Black	White/Lagoon Blue, or Lagoon Blue/White	Ducal Red/White or Emerald Green/White	Blue, Red, White, or Bronze Green, all with Black trim	White/Orange, Platinum/ Blue, Lemon Yellow/ Black, or Blue/Black	5 speed Bronze Mink/Silver - 10 speed Chartreuse/Black
FRAME MATERIAL	Reynolds 531 Butted Tubes with Large Section Chainstays and Forks	Reynolds 531 Butted Tubes, Forks and Stays. Campagnolo Ends	Reynolds 531 Butted Tubes, Forks and Stays. Campagnolo Ends	Reynolds 531 Butted Tubes, Forks and Stays. Campagnolo Ends	Reynolds 531 Butted Main Tubes, Forks and Rapid Taper Chainstays	Reynolds 531 Butted Main Tubes, Forks and Stays	Reynolds 531 Main Tubes	Raleigh 20-30	Raleigh 20-30	Reynolds 531 Butted Main Tubes, Forks and Stays
LUGS	Latin Line with Long Strengthening Spearpoints	Spearpoint Latin Line with C.C. Cut Out Bottom Bracket	Spearpoint Latin Line with C.C. Cut Out Bottom Bracket	Nervex Professional Feature Cut	Prugnet 62A Lightweight Feature Cut	Bocama Professional	Prugnet 62A Feature Cut	Bocama Feature Cut	Raleigh Lightweight	Bocama Professional
FORK	Reynolds 531 Round Section with Reinforced Crown	Reynolds 531 with Integral Sloping Crown. Campagnolo Ends	Reynolds 531 with Integral Sloping Crown. Campagnolo Ends	Reynolds 531 with Forged Vagner Crown	Reynolds 531 Taper Gauge with Sloping Crown	Reynolds 531 Taper Gauge with Forged Vagner Crown	Vagner Forged Crown	Vagner Forged Crown	Pressed Box Crown	Reynolds 531 Taper Gauge with Sloping Crown.
HANDLEBARS	G.B. Ventoux Alloy Engraved	G.B. Maes Alloy	G.B. Maes Alloy Engraved	Raleigh Maes Alloy	Raleigh Maes Alloy	G.B. Randonneur Touring Alloy	Raleigh Maes Alloy	Raleigh Maes Alloy	Raleigh Maes Alloy	Alloy Touring
STEM	T.T.T. Record Alloy	T.T.T. Record Lightweight Alloy	T.T.T. Record Alloy	G.B. Forged Alloy Meta	G.B. Forged Alloy	G.B. Forged Alloy	G.B. Forged Alloy	G.B. Forged Alloy	G.B. Forged Alloy	G.B. Forged Alloy
BRAKES		Campagnolo Record with Lightened Levers	Campagnolo Record	Weinmann Center Pull with Lightened Q/R Levers	Weinmann Center Pull with Lightened Q/R Levers	Weinmann Center Pull with Q/R Levers	Weinmann Center Pull with Q/R Levers	Weinmann Center Pull with Extension Levers	Weinmann Center Pull with Extension Levers	Weinmann Symetric Side-Pull Alloy
CRANKSET	Campagnolo Pista with 165mm Cranks	Campagnolo Super Nuovo Record Titanium Axle and Chainrings 42/52T	Campagnolo Cotterless Alloy	Campagnolo Cotterless Alloy	T.A. Cotterless Alloy	Stronglight Cotterless Alloy with Disc	Nervar Cotterless with Alloy Rings	Raleigh 40/52T	Nervar 40/52T with Disc	T.A. Cotterless Alloy with Disc - 5 speed. Stronglight Cotterless Alloy with Disc - 10 speed
REAR CLUSTER	Campagnolo 15T x 1/8" Fixed	13/24T Regina D'Oro 6 speed	13/26T Maillard 6 speed	Simplex 14/24T	14/24T	14/28T	14/28T	14/28T	14/28T	14/28T
CHAIN	1/2" x 1/8" Coventry	1/2" x 3/32" Lightweight	1/2" x 3/32" Regina D'Oro Gold	1/2" x 3/32" Sedis	1/2" x 3/32"	1/2" x 3/32"	1/2" x 3/32"	1/2" x 3/32"	1/2" x 3/32"	1/2" x 3/32"
PEDALS	Campagnolo Super Leggera Pista	Campagnolo Super Nuovo Record	Campagnolo Super Leggera Strada	Campagnolo Nuovo Record Strada	Atom 440 Alloy Barrel	Atom 440 with Alloy Barrel	Raleigh 501 Quill Pattern	Raleigh 501 Quill Pattern	Raleigh 917	Atom 440 with Alloy Barrel
RIMS	Sprint Alloy with Ferrules	Sprint Alloy Reinforced with Ferrules	Sprint Alloy with Ferrules	Sprint Alloy	Nisi Sprint Alloy	Weinmann Narrow Section Alesa High Pressure Alloy	Nisi High Pressure Alloy	27" x 1½" High Pressure Steel	27" x 1½" High Pressure Steel	Weinmann Narrow Section Alesa High Pressure Alloy
HUBS	Campagnolo Record Large Flange	Campagnolo Super Nuovo Record	Campagnolo Record Large Flange Q/R	Campagnolo Record Large Flange Q/R	Normandy Competition Large Flange Q/R Alloy	Normandy Sport Large Flange Q/R Alloy	Normandy Sport Large Flange Q/R Alloy	Large Flange Q/R Alloy	Large Flange Alloy	Normandy Competition Large Flange Q/R Alloy
TIRES	Clement No. 3 Silk Tubular	Lightweight Silk Tubular	Tubular - Silk Imperforable	Clement Strada 66 Lightweight Cotton Tubular	Raleigh Racing Butyl Tubular	Clement Narrow Section Gumwall	Hutchinson Racing Gumwall	Raleigh Gumwall	Raleigh Gumwall	Hutchinson Narrow Section Gumwall
SADDLE	Brooks Professional Leather Team Special	Brooks Professional Leather Team Special	Brooks Professional Leather Team Special	Brooks Professional Leather	Brooks B17 Narrow Leather	Brooks B17 Leather	Brooks B17 Narrow Leather	G.T. Mk V Padded - Quilted Top	G.T. Mk IV Padded	Padded - Quilted Top
SEAT POST	Campagnolo Alloy	Campagnolo Super Nuovo Record	Campagnolo Alloy	Campagnolo Alloy	Alloy	Alloy	Alloy	Alloy	Chrome	Alloy
DERAILLEUR		Campagnolo Super Nuovo Record, 12 speed	Campagnolo Nuovo Record, 12 speed	Campagnolo Nuovo Record, 10 speed	Huret Jubilee Super Light 10 speed	Simplex Maxi 10 speed	New Huret Challenger Alloy 10 speed	Simplex Prestige 10 speed	Huret Alivit 10 speed with Stem Shifters	Huret Jubilee 5 or 10 speed
CABLE & TAPE	White	Matching	Matching	White	Black	White	White	Matching	Matching	White
EXTRAS	Christophe Toeclips and Chrome Leather Straps	Christophe Toeclips and Chrome Leather Straps. Silca Impero Pump	Christophe Toeclips and Chrome Leather Straps. Silca Impero Pump	Christophe Toeclips and Chrome Leather Straps. Silca Impero Pump	Toeclips and Leather Straps	Toeclips and Leather Straps				Bluemels Classique Fenders. Pump
Weight Approx	19 lbs	20 lbs	22 lbs	22½ lbs	23 lbs	25 lbs	27 lbs	29 lbs	31 lbs	26½ lbs

SPECIFICATIONS SUBJECT TO CHANGE WITHOUT NOTICE



Blue Mink



Silver



Black



Flam Red



Copper



Champagne



Lagoon Blue



Bronze Mink



Chartreuse



Ducal Red



Emerald Green



Sky Blue



Carmine Red



Bronze Green



Orange



Platinum




Midnight Blue



Lemon Yellow



Coffee



Ivory Glaze



Hot Red



Horizon Blue



Raleigh Team Professional page 3



Raleigh Professional Track page 4



Raleigh Professional Mk. IV page 5



Raleigh International page 6



Raleigh Competition page 7



Raleigh Gran Sport page 8



Raleigh Super Course Mk. II page 9



Raleigh Grand Prix page 10



Raleigh Record page 11



Raleigh Super Tourer page 13



Raleigh Sprite 27 page 14



Raleigh Superbe page 15



Raleigh Tourist page 15



Raleigh Sports page 16



Raleigh Ltd page 17



Raleigh Folder page 17



Raleigh Chopper page 19



Raleigh Record 24 page 19



Raleigh Colt page 20



Raleigh Space Rider page 20



Raleigh Mountie page 20

Your franchised Raleigh dealer

Raleigh Industries of America, Inc.
350 Secaucus Road,
Secaucus, New Jersey 07094

Raleigh Industries of America, Inc.
345 University Avenue,
Westwood, Massachusetts 02090

Raleigh Industries of America, Inc.
9755 N. W. 80th Avenue,
Hialeah Gardens, Florida 33016

Raleigh Industries of America, Inc.
10 West Gateway Road,
Bensenville, Illinois 60106

Raleigh Industries of America, Inc.
1224 Josey Lane, Suite 12
Carrollton, Texas 75006

Raleigh Industries of America, Inc.
2677 East El Presidio Street,
Long Beach, California 90810

Raleigh Industries of America, Inc.
Production Facilities
P.O. Box 3307
Enid, Oklahoma 73701

ADMINISTRATIVE OFFICES
Raleigh Industries of America, Inc.
1168 Commonwealth Avenue,
Boston, Massachusetts 02134